

## Rotary Backlock Connector (0.3-mm Pitch, Dual Contact)


**XF3B**

**Compact body (with a low profile of just 0.9 mm)  
supports the applicable FPC thickness of 0.2 mm**

- Wide molding wall on the rear bottom of the connector allows greater freedom in board design
- Dual contact model to enhance the contact structure of lower contact
- Gold plated with an applicable FPC thickness of 0.2 mm
- Halogen Free (See note)

**Note:** OMRON uses the following standard to determine halogen-free construction: 900 ppm max. for Br, 900 ppm max. for Cl, and 1,500 ppm max. for Br+Cl.

- RoHS Compliant



## Ordering Information

Pins	Model (See Note 1.)	Quantity per reel (unit) (See Note 2.)
8	XF3B-0845-31A	2,000
19	XF3B-1945-31A	
25	XF3B-2545-31A	
35	XF3B-3545-31A	
51	XF3B-5145-31AE	1,500
67	XF3B-6745-31AE	

- Note:** 1. The end of the model number indicates the slider specification. None: Standard type E: Easy lock type  
2. Please order by integer multiple of the quantity per reel.

## Ratings and Specifications

### ■ Characteristics

Rated current	0.2 A AC/DC
Rated voltage	50 V AC/DC
Contact resistance	80 mΩ max. (at 20 mV DC max., 100 mA max.)
Insulation resistance	100 MΩ min. (at 250 VDC)
Withstand voltage	250 VAC for 1 min. (leakage current: 1 mA max.)
Insertion tolerance	20 times
Ambient operating temperature	-30 to 85°C (with no icing or condensation)

### ■ Materials and Finish

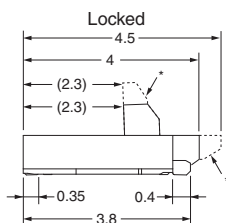
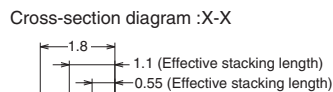
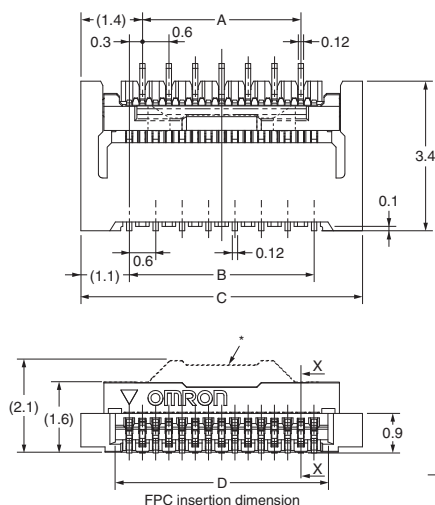
Housing	LCP resin (UL94V-0)/natural
Slider	LCP resin (UL94V-0)/brown
Contacts	Spring copper alloy/nickel substrate (2 μm) Gold-plated contacts (0.15 μm)

# Dimensions

Unit: mm

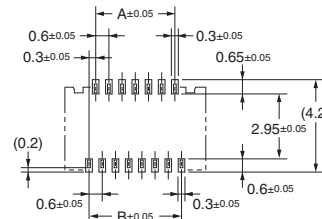
XF3B-□□45-31A

XF3B-□□45-31AE

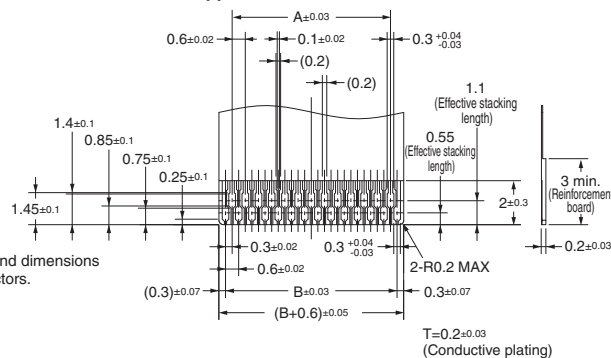


\* Dotted lines indicate the shape and dimensions of the XF3B-□□45-31AE connectors.

## PCB Mating Dimensions (TOP VIEW)




## Applicable FPC Dimensions



## Table of Dimensions

Pins	Model	A	B (See note)	C	D
8	XF3B-0845-31A	1.8	2.1	4.3	2.75
19	XF3B-1945-31A	4.8	5.4	7.6	6.05
25	XF3B-2545-31A	6.6	7.2	9.4	7.85
35	XF3B-3545-31A	9.6	10.2	12.4	10.85
51	XF3B-5145-31AE	14.4	15.0	17.2	15.65
67	XF3B-6745-31AE	19.2	19.8	22.0	20.45

Note: Dimension B indicates total pitch.



All sales are subject to Omron Electronic Components LLC standard terms and conditions of sale, which can be found at [http://www.components.omron.com/components/web/webfiles.nsf/sales\\_terms.html](http://www.components.omron.com/components/web/webfiles.nsf/sales_terms.html)

**ALL DIMENSIONS SHOWN ARE IN MILLIMETERS.**  
To convert millimeters into inches, multiply by 0.03937. To convert grams into ounces, multiply by 0.03527.

---

**OMRON**<sup>®</sup>

**OMRON ELECTRONIC  
COMPONENTS LLC**

55 E. Commerce Drive, Suite B  
Schaumburg, IL 60173

**847-882-2288**

**OMRON ON-LINE**

Global - <http://www.omron.com>

USA - <http://www.components.omron.com>