


# DIP Switch (Slide Type) A6T



## DIP Switch with Through hole Terminals in a Wide Assortment of Pole Configurations

- Gold-plated twin contacts and a slide-type, self-cleaning mechanism ensure high reliability.
- Washable models with seal tape available.
- The wide product line extends from models with 1 to 10 poles to meet a wide range of needs.
- RoHS Compliant



## Ordering Information

### Models in Stick Packages

No. of poles	Quantity per stick	Flat		Raised
		Standard	With seal tape	
				
1	130	A6T-1101	A6T-1102	A6T-1104
2	76	A6T-2101	A6T-2102	A6T-2104
3	55	A6T-3101	A6T-3102	A6T-3104
4	42	A6T-4101	A6T-4102	A6T-4104
5	35	A6T-5101	A6T-5102	A6T-5104
6	28	A6T-6101	A6T-6102	A6T-6104
7	25	A6T-7101	A6T-7102	A6T-7104
8	22	A6T-8101	A6T-8102	A6T-8104
9	20	A6T-9101	A6T-9102	A6T-9104
10	18	A6T-0101	A6T-0102	A6T-0104

- Note:** 1. Orders must be made in integral multiples of the quantities given for each stick.  
2. Switches cannot be water washed.

## Specifications

### Characteristics

<b>Switching capacity</b>		25 mA at 24 VDC
<b>Minimum permissible load</b>		10 $\mu$ A at 3.5 VDC
<b>Contact resistance</b>		200 m $\Omega$ max.
<b>Insulation resistance</b>		100 M $\Omega$ min. (at 250 VDC)
<b>Dielectric strength</b>		500 VAC for 1 min between terminals
<b>Operating force</b>		30 to 1,000 gf (0.3 to 9.8 N)
<b>Vibration resistance</b>	<b>Malfunction durability</b>	10 to 55 Hz, 1.5-mm double amplitude
<b>Shock resistance</b>	<b>Malfunction durability</b>	300 m/s <sup>2</sup> min. (approx. 30G min.)
<b>Ambient operating temperature</b>		-20°C to 70°C at 60% R.H. max. (with no icing or condensation)
<b>Ambient operating humidity</b>		35% to 90% (at 5 to 35°C)
<b>Life expectancy</b>	<b>Mechanical</b>	1,000 operations min.
	<b>Electrical</b>	1,000 operations min.
<b>Weight</b>		0.26 g (2 poles), 0.44 g (4 poles), 0.62 g (6 poles), 0.79 g (8 poles), 0.96 g (10 poles)

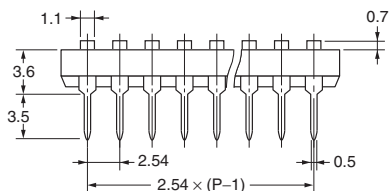
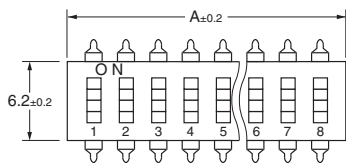

**Note:** Data shown are of initial value

# Dimensions

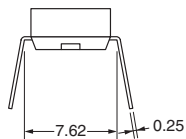
**Note:** 1. All units are in millimeters unless otherwise indicated.  
 2. Unless otherwise specified, a tolerance of  $\pm 0.4$  mm applies to all dimensions.

## Flat Actuator with DIP Terminal Standard/With Seal Tape

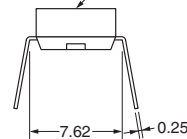
A6T-□101  
 A6T-□102



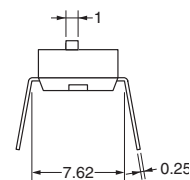
Flat Actuator  
Standard



Flat Actuator  
With Seal Tape  
Seal tape (t = 0.06)




Raised Actuator



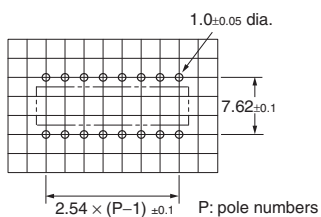
## Raised Actuator with DIP Terminal

A6T-□104

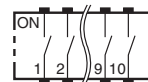



No. of poles	Model			Dimension A
	Flat Actuator		Raised Actuator	
	Standard	With Seal Tape		
1	A6T-1101	A6T-1102	A6T-1104	3.48
2	A6T-2101	A6T-2102	A6T-2104	6.02
3	A6T-3101	A6T-3102	A6T-3104	8.56
4	A6T-4101	A6T-4102	A6T-4104	11.10
5	A6T-5101	A6T-5102	A6T-5104	13.64
6	A6T-6101	A6T-6102	A6T-6104	16.18
7	A6T-7101	A6T-7102	A6T-7104	18.72
8	A6T-8101	A6T-8102	A6T-8104	21.26
9	A6T-9101	A6T-9102	A6T-9104	23.80
10	A6T-0101	A6T-0102	A6T-0104	26.34

Mounting holes  
(top view)



Internal connections  
(top view)





All sales are subject to Omron Electronic Components LLC standard terms and conditions of sale, which can be found at [http://www.components.omron.com/components/web/webfiles.nsf/sales\\_terms.html](http://www.components.omron.com/components/web/webfiles.nsf/sales_terms.html)

**ALL DIMENSIONS SHOWN ARE IN MILLIMETERS.**  
To convert millimeters into inches, multiply by 0.03937. To convert grams into ounces, multiply by 0.03527.

---

**OMRON**<sup>®</sup>

**OMRON ELECTRONIC  
COMPONENTS LLC**

55 E. Commerce Drive, Suite B  
Schaumburg, IL 60173

**847-882-2288**

**OMRON ON-LINE**

Global - <http://www.omron.com>

USA - <http://www.components.omron.com>