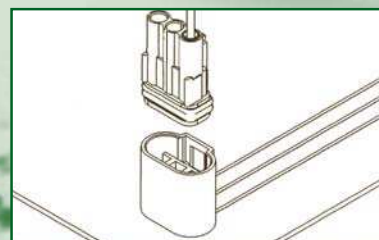
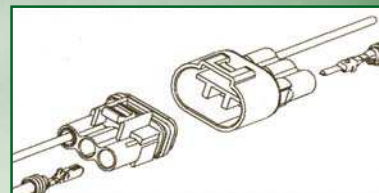
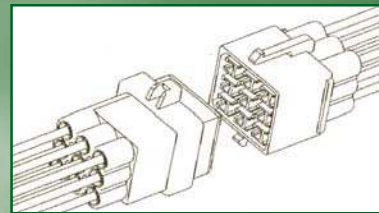
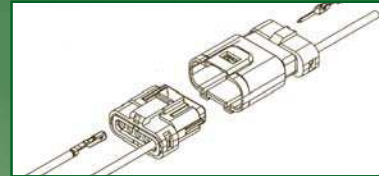
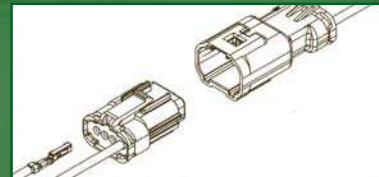




Water-Proof Connectors



Edac's waterproof Wire-to-Wire and Wire-to-Board series was designed for both extreme moisture and non-submersion applications supporting both low-level signal and power applications up to 12 amps and 300 volts.

Major applications include automotive, commercial and recreational vehicles, outdoor lighting, appliances, marine & aftermarket products, solar power installations, industrial equipment, process control, construction equipment, outdoor broadcast systems and portable devices.

Edac's waterproof series comes in pitch sizes ranging from 2.0mm to 5.08mm and feature silicone rubber gaskets either pre-installed in all-in-one plugs and receptacle housings or loose and available in a range of sizes to accommodate wire from 28 - 14 AWG with either thin or standard wire insulation. Operating temperature range across the whole series of -40° to +105° C.

Some of the unique features of Edac's waterproof series include integral locking tabs designed to prevent accidental disengagements, keying system to prevent miss-mating, circuit sizes from 1 to 9 positions and visual confirmation of proper sealing.

Application tooling available includes hand tools for prototype and small builds to fully automated presses and applicators for high production applications. Edac also offers the whole series in custom cables already fully assembled.

Features and Benefits

- Pre assembled housings, seals and Terminal Position Assurance (TPA) components
- Simple crimp, poke and plug application
- Integral two way, mate and interface seals designed and tested to IP67 and SAE USCAR-2*
- Easy terminal extraction and insertion
- Compatible with a wide range of UL (28 to 14 AWG) and SAE Automotive (28 to 14) style wires
- Integral locking latch with secondary connector position assurance (CPA) option
- Applied cost savings
- No need to crimp individual wire seals for 565 and 566 Series
- Locks terminals into housings and prevents terminals from backing out
- More than just waterproof, a true sealed connector system tested under submerged conditions
- Quick, low cost field repairs
- Support a wide range of power and signal applications
- Assures positive mating of connector and prevents accidental disengagement during high vibration and severe shock application

Applications

Lighting	Industrial Pumps	Welding Equipment	Sound / Broadcast Systems
Process Equipment	Marine	Traffic Management	Liquid Monitoring Meters
Portable Equipment	Test Equipment	Recreation Vehicles	Construction Equipment
Emergency Vehicles	Industrial Equipment	Automotive	Appliances

(* Except 567 Series - Tested to IP52 Splashproof)



Quick Reference Guide

Series	Type	Amps	Pitch	Terminal	Page
565	Wire to Wire	3	2.5mm	565 Series	4
565	Wire to Board	3	2.5mm	565 Series	4
566	Wire to Wire	2	2.0mm	566 Series	6
566	Wire to Board	2	2.0mm	566 Series	6
567	Wire to Wire	8	5.0x5.9mm	570 Series	8
570	Wire to Wire	10	5.8mm	570 Series	10
570	Wire to Board	10	5.8mm	570 Series	10
568	Wire to Wire	12	N/A	570 Series	12
Tools					13

How to use this Catalogue

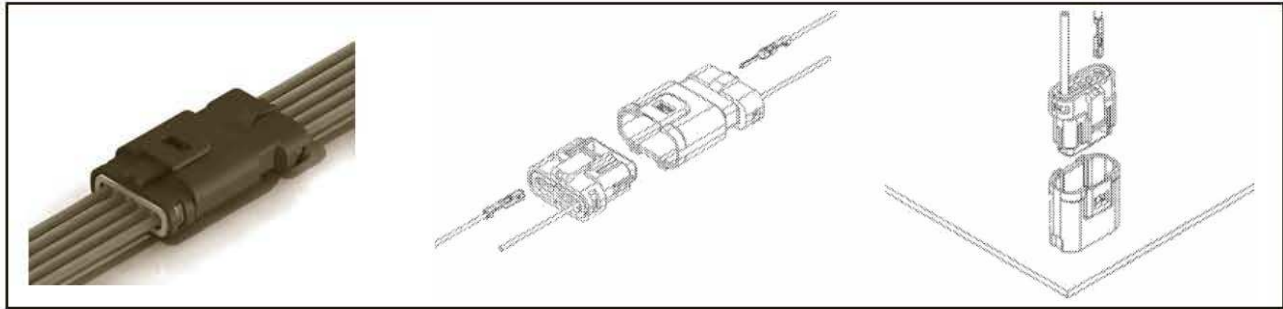
- Using the quick reference guide above, select the type of solution you need and proper current rating for your application and refer to the section of the catalogue with the series you've selected.
- Select the part with the appropriate number of contacts required for your application and the mating connector if required. (Quantities shown are standard pack quantities).
- If applicable, using the Wire Seal selection guide in the series section, select the seal required for the wire gauge to be used in the application.
- Terminals are supplied on the reel and in bulk. See specific series section for more information on available standard quantities.

Custom assemblies are available in all series directly from Edac manufactured to your specifications. Contact the factory or your local representative for more information.

Wire Gauge Cross Reference

Gauge / A.W.G.	Sectional Area mm ²	Gauge / A.W.G.	Sectional Area mm ²
#10	5.2	#24	0.21
#12	3.3	#26	0.13
#14	2.0	#28	0.08
#16	1.31	#30	0.05
#18	0.83	#32	0.03
#20	0.52	#34	0.02
#22	0.33	#36	0.01

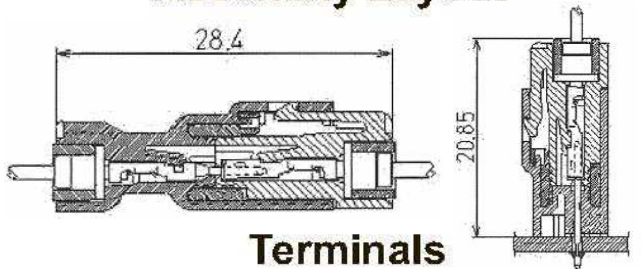
IP67 CERTIFIED



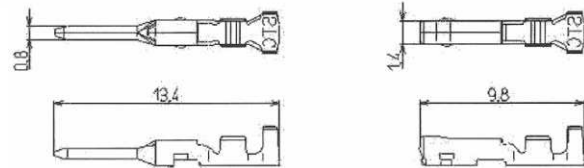
Features

- 2.5mm pitch, Rated current: 3A Max
- Fully Waterproof solution
- Available in wire-to-wire and wire-to-board (potable) options
- Seals preassembled into housing-no external sealing required
- True crimp and poke solution
- Available with wire already installed
- Waterproof caps available to cover unused holes

Assembly Layout



Terminals



565-290-711/731

565-290-721/741

Materials

Housing	PBT (UL94V-0)
Terminal	Phosphor Bronze/Tin Plating
PCB Header	PBT with glass (UL94V-0) Brass / Tin Plating
Wire • Housing Seal	Silicone Rubber

Contact Edac for more information.

Specifications

1	Circuits	2,3,5P
2	Pitch	2.5mm
3	Rated Voltage	250V
4	Rated Current	3A max.
5	Withstand Voltage	AC1000V r.m.s.
6	Contact Resistance	15m Ω max.
7	Insulation Resistance	1000M Ω min. /DC 500 V
8	Temperature Range	-40°C ~+ 105°C
9	Waterproof Grade	IP67
10	PCB Thickness	1.6mm

AWG #22 - 28		Ins. Dia.	Pcs/Reel
REC (F)	565-290-721	Ø1.60 max	10,000 x 6 R
TAB (M)	565-290-711		8,000 x 5 R
AWG #20 - 22		Ins. Dia.	Pcs/Reel
REC (F)	565-290-741	Ø1.70 max	8,000 x 6 R
TAB (M)	565-290-731		8,000 x 5 R

Internal Wire Seal

Ins. Dia.	Color	Applicable Terminal
Ø 1.0 ~ 1.30	Yellow	565-290-711 565-290-721
Ø 1.30 ~ 1.70	Orange	565-290-731 565-290-741

Waterproofing Cap

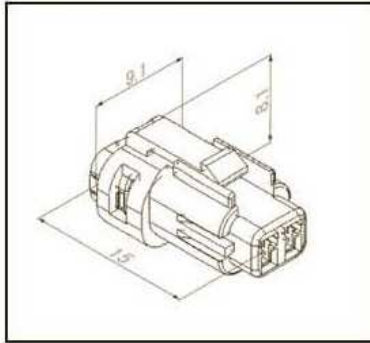
565-200-100

Female Housing

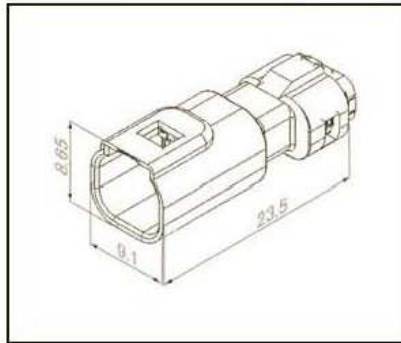
Male Housing

PCB Header

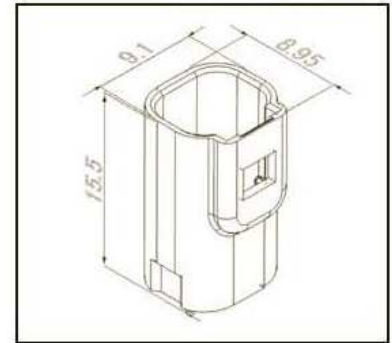
565-002-000-XXX



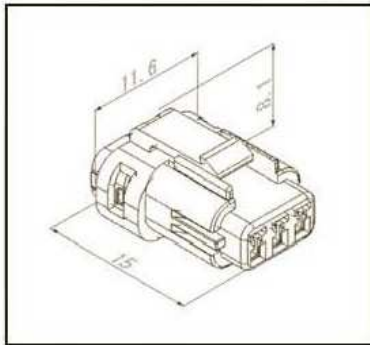
565-002-000-XXX



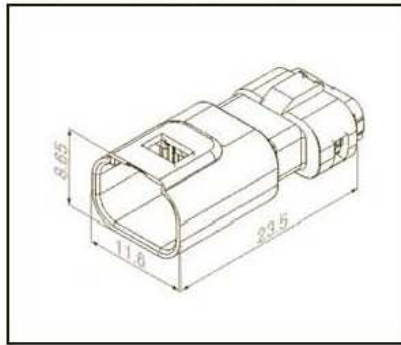
565-002-420-101



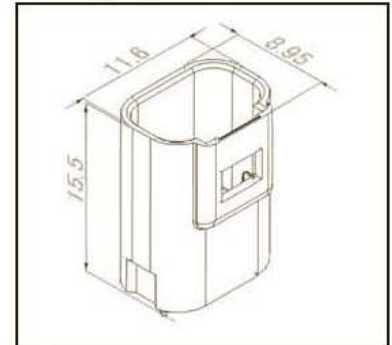
565-003-000-XXX



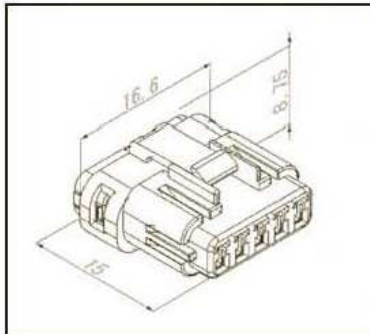
565-003-000-XXX



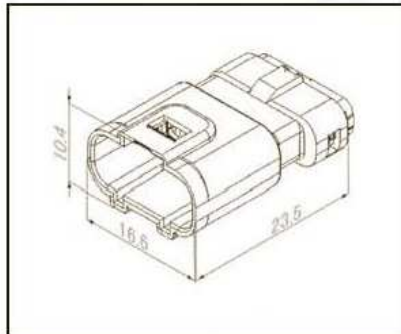
565-003-420-101



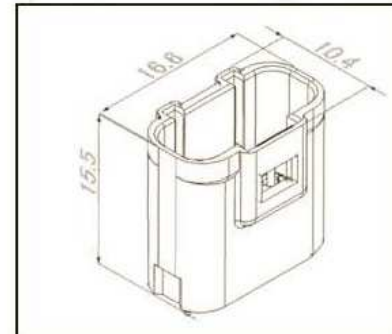
565-005-000-XXX



565-005-000-XXX



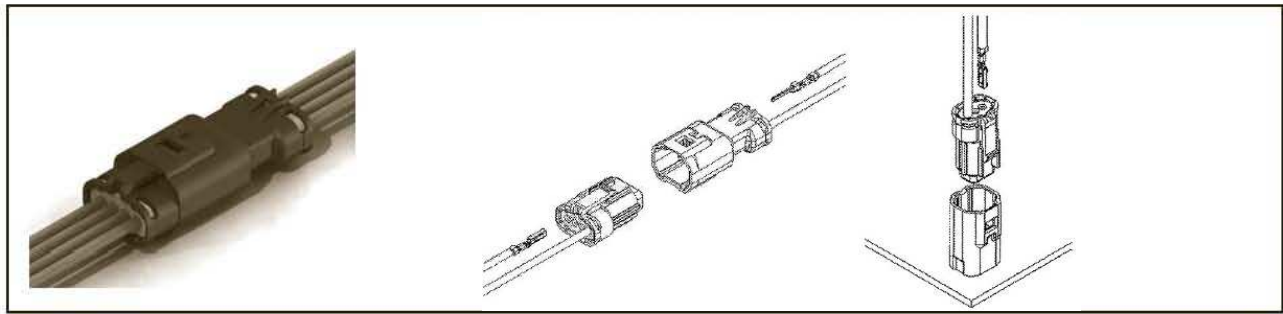
565-005-420-101



Insulation Diameter	"XXX"	Male Housing Color
Ø1.0mm to Ø1.3mm	110	White
	310	Black
Ø1.3mm to Ø1.7mm	111	White
	311	Black

Insulation Diameter	"XXX"	Female Housing Color
Ø1.0mm to Ø1.3mm	210	White
	410	Black
Ø1.3mm to Ø1.7mm	211	White
	411	Black

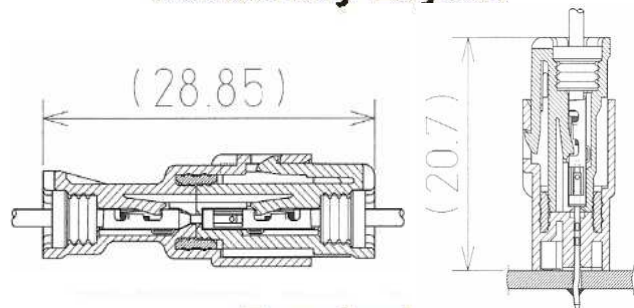
IP67 CERTIFIED



Features

- 2.0mm pitch, rated current: 2A Max
- Fully waterproof solution
- Available in wire-to-wire and wire-to-board options
- Seals preassembled into housing-no external sealing required
- True crimp and poke solution
- Available with wire already installed
- Waterproof caps available to cover unused holes

Assembly Layout



Materials

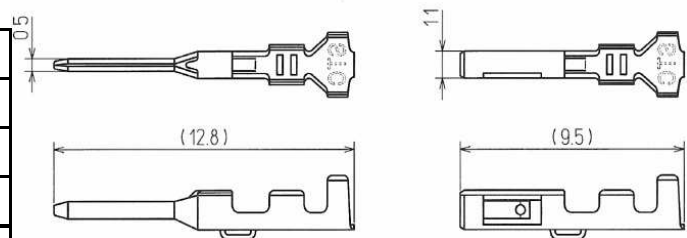
Housing	PBT (UL 94V-0)
Terminal	Phosphor Bronze/Tin Plating
PCB Header	PBT with glass (UL 94V-0) Brass/Tin Plating
Wire + Housing Seal	Silicone Rubber

Terminals

Part Number	Wire Range	Ins. Dia.	Pcs/Reel	Gender
566-290-711	0.8-0.3mm ² (AWG #22-#28)	Ø1.0~1.5	12,000	Male
566-290-721	0.8-0.3mm ² (AWG #22-#28)	Ø1.0~1.5	12,000	Female

Specifications

No.	Item	Value
1	Wire-to-Wire Circuits	2, 3, 4P
	Wire-to-Board Circuits	2, 3P
2	Pitch	2.0mm
3	Rated Voltage	250V
4	Rated Current	2A max
5	Withstand Voltage	AC 1000V r.m.s.
6	Contact Resistance	10 mΩ max
7	Insulation Resistance	10000 MΩ min/DC 500V
8	Temperature Range	-40°C ~ +105°C
9	Waterproof Grade	IP67
10	PCB Thickness	1.6mm



566-290-711

566-290-721

Internal Wire Seal

Insulation Diameter	Color	Applicable Terminal
Ø1.0 ~ Ø1.25	Light Blue	566-290-711 566-290-721
Ø1.25 ~ Ø1.5	Orange	

Waterproofing Cap

566-200-100

Contact Edac for more information.

Female Housing

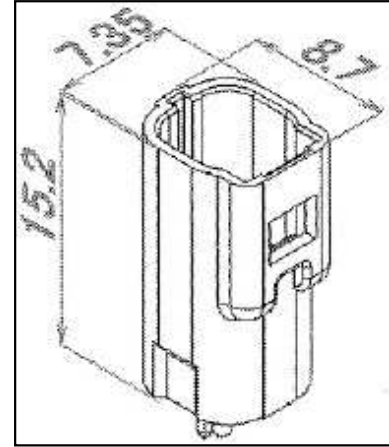
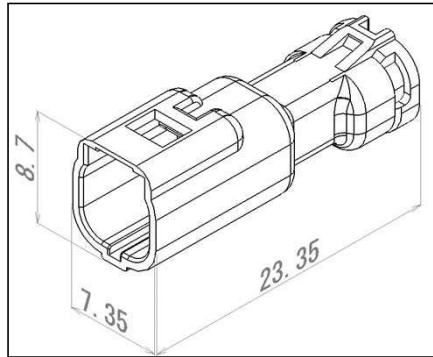
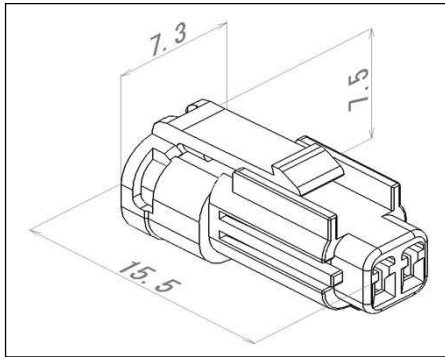
Male Housing

PCB Header

566-002-000-XXX

566-002-000-XXX

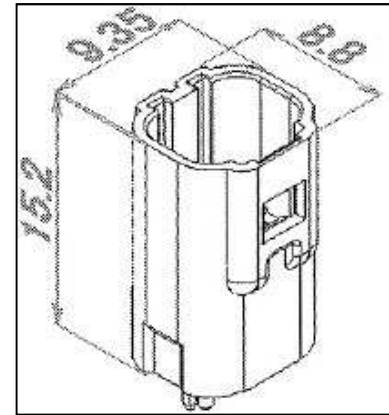
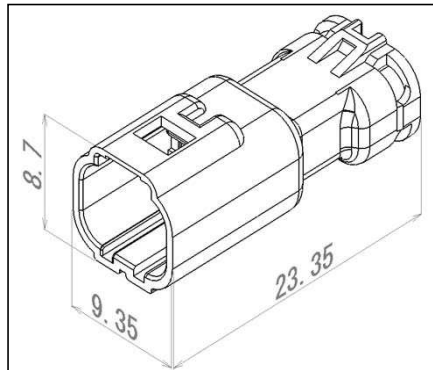
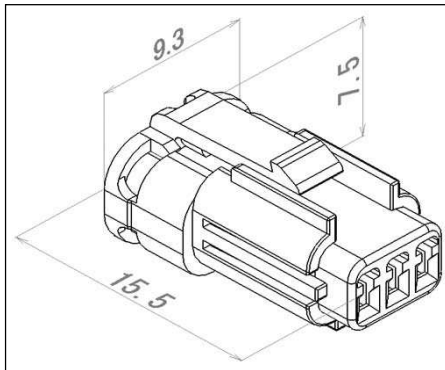
566-002-421-701*



566-003-000-XXX

566-003-000-XXX

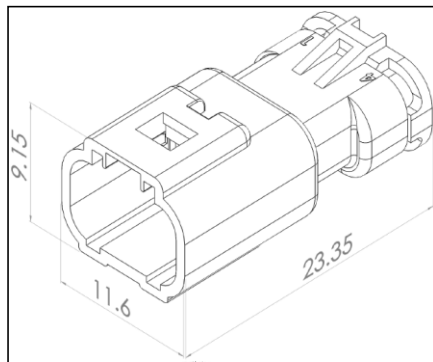
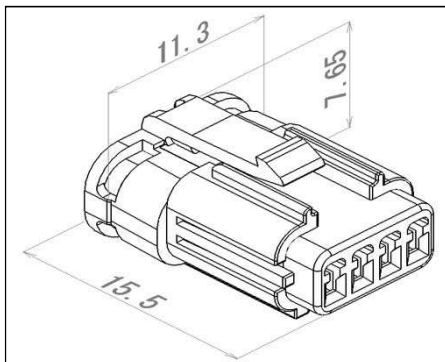
566-003-421-701*



566-004-000-XXX

566-004-000-XXX

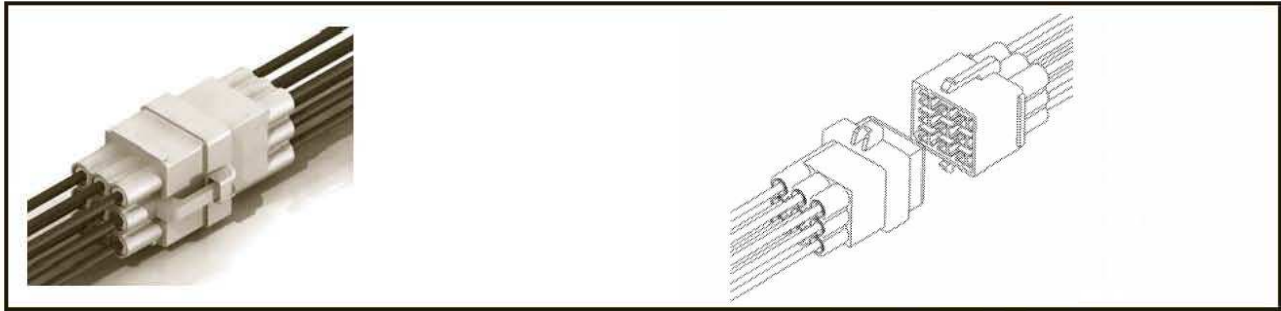
701*-Black color housing



Insulation Diameter	"XXX"	Male Housing Color
Ø1.0mm to Ø1.25mm	510	White
	710	Black
Ø1.25mm to Ø1.5mm	511	White
	711	Black

Insulation Diameter	"XXX"	Female Housing Color
Ø1.0mm to Ø1.25mm	610	White
	810	Black
Ø1.25mm to Ø1.5mm	611	White
	811	Black

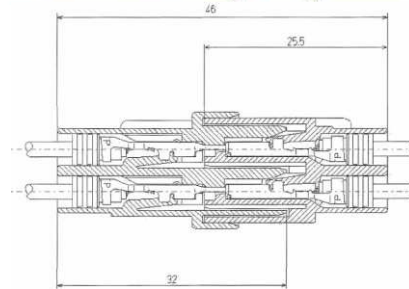
IP52 CERTIFIED



Features

- 5.0x5.9mm pitch, rated current: 8A Max
- Splash proof solution tested to IP52
- Available with wire already installed

Assembly Layout



Materials

Housing	PBT (UL94V-0)
Terminal	Brass, Phosphor Bronze/Tin Plating
Wire • Housing Seal	Silicone Rubber

Terminals

Part Number	Material	Wire Range	Inside Dia	PCS/Reel	Type
570-290-711	Brass	0.3-0.5mm ² (AWG #22-#20)	Ø2.7 max	4,000	Male
570-290-721	Brass	0.3-0.5mm ² (AWG #22-#20)	Ø2.7 max	4,000	Female
570-291-721	Phos.Br ^r	0.3-0.5mm ² (AWG #22-#20)	Ø2.7 max	4,000	Female
570-290-731	Brass	0.5-1.25mm ² (AWG #20-#16)	Ø3.1 max	4,000	Male
570-291-731	Phos.Br ^r	0.5-1.25mm ² (AWG #20-#16)	Ø3.1 max	4,000	Female
570-290-741	Brass	0.5-1.25mm ² (AWG #20-#16)	Ø3.1 max	4,000	Female
570-291-741	Phos.Br ^r	0.5-1.25mm ² (AWG #20-#16)	Ø3.1 max	4,000	Female
570-290-751	Brass	2.0mm ² (AWG #14)	Ø3.1 max	4,000	Male
570-290-761	Brass	2.0mm ² (AWG #14)	Ø3.1 max	4,000	Female

Specifications

1	Circuits	1,2,3,4,6,9P
2	Pitch	5.0x5.9mm
3	Rated Voltage	300V
4	Rated Current	8A max.
5	Withstand Voltage	AC1700V r.m.s.
6	Contact Resistance	10m Ω max.
7	Insulation Resistance	1000M Ω min. /DC 500 V
8	Temperature Range	-40°C ~+ 105°C
9	Waterproof Grade	IP 52

*Phosphor Bronze terminals are available in special order
Terminals are also available in smaller strip lengths

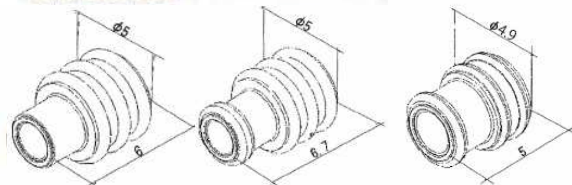
Wire Seal

Part Number	Ins. Dia.	Color	Pcs
570-260-001	Ø 1.7 ~ 2.1	Black	1,000
570-260-002	Ø 2.1 ~ 2.7	Blue	1,000
570-260-003	Ø 2.1 ~ 2.7	Blue	1,000
570-260-004	Ø 2.7 ~ 3.1	Brown	1,000

570-260-001
570-260-002

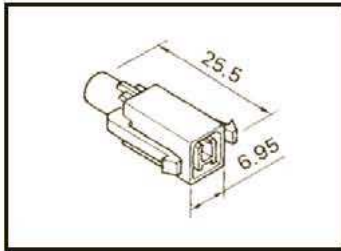
570-260-003

570-260-004

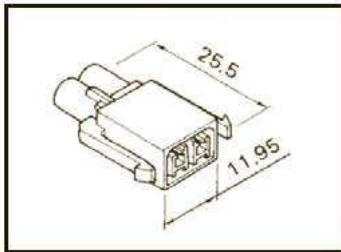


Female Housing

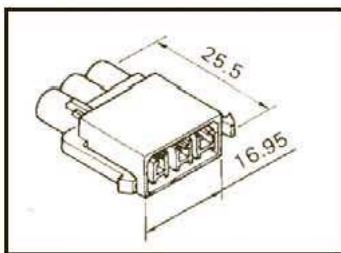
567-001-000-410



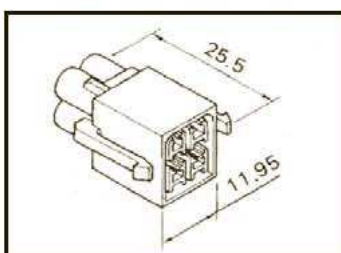
567-002-000-410



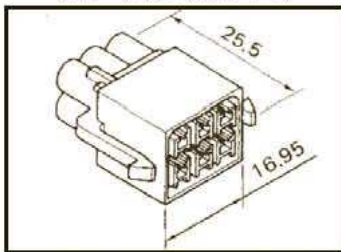
567-003-000-410



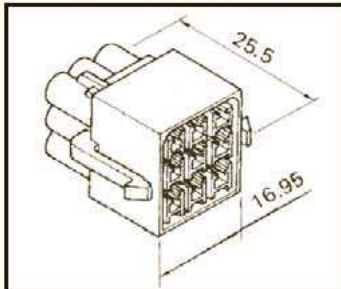
567-004-000-410



567-006-000-410

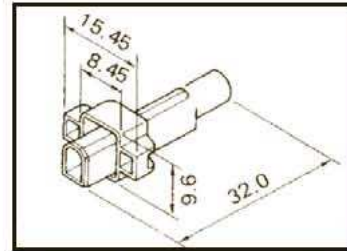


567-009-000-410

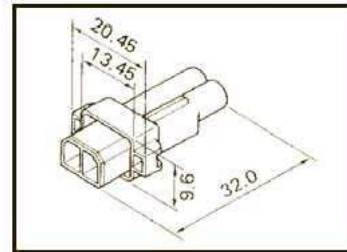


Male Housing

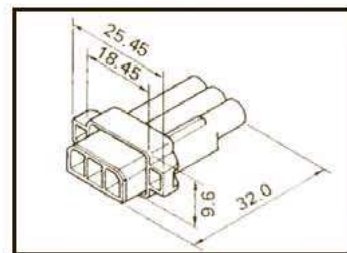
567-001-000-310



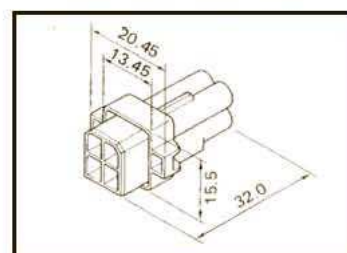
567-002-000-310



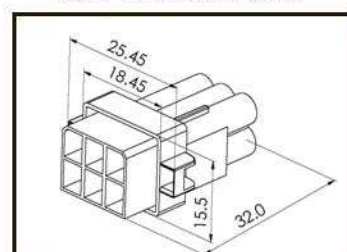
567-003-000-310



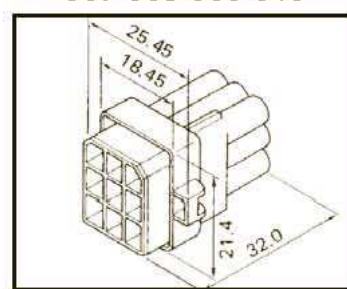
567-004-000-310



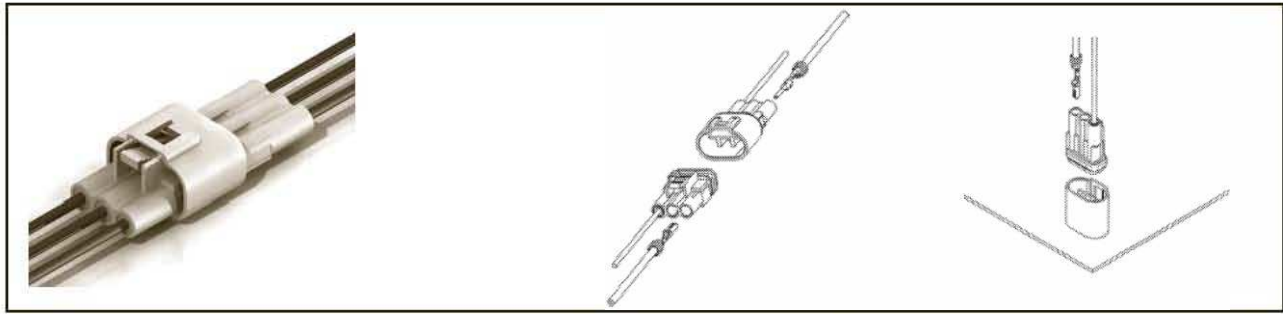
567-006-000-310



567-009-000-310



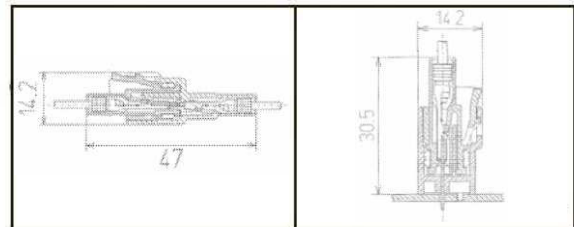
IP67 CERTIFIED



Features

- 5.8mm pitch, Rated current: 10A Max
- Waterproof solution from 1 to 3 positions
- Wide range of wire sizes available
- Wire to wire and board mount options available
- Available with wire already installed

Assembly Layout



Materials

Housing	PBT (UL 94V-0)
Terminal	Brass, Phosphor Bronze/Tin Plating
PCB Header	PBT with glass (UL 94V-0) Brass/Tin Plating
Wire + Housing Seal	Silicone Rubber

Terminals

Part Number	Material	Wire Range	Inside Dia	PCS/Reel	Type
570-290-711	Brass	0.3-0.5mm ² (AWG #22~#20)	Ø2.7 max	4,000	Male
570-290-721	Brass	0.3-0.5mm ² (AWG #22~#20)	Ø2.7 max	4,000	Female
570-291-721	Phos.Br*				
570-290-731	Brass	0.5-1.25mm ² (AWG #20~#16)	Ø3.1 max	4,000	Male
570-291-731	Phos.Br*				
570-290-741	Brass	0.5-1.25mm ² (AWG #20~#16)	Ø3.1 max	4,000	Female
570-291-741	Phos.Br*				
570-290-751	Brass	2.0mm ² (AWG #14)	Ø3.1 max	4,000	Male
570-290-761	Brass	2.0mm ² (AWG #14)	Ø3.1 max	4,000	Female

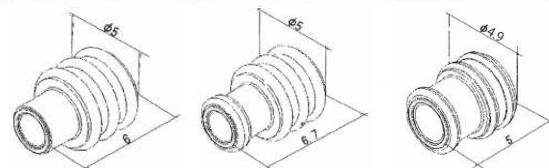
Specifications

1	Circuits	1,2,3P
2	Pitch	5.8mm
3	Rated Voltage	300V
4	Rated Current	10A max.
5	Withstand Voltage	AC1700V r.m.s.
6	Contact Resistance	10m Ω max.
7	Insulation Resistance	1000M Ω min. /DC 500 V
8	Temperature Range	-40°C ~+ 105°C
9	Waterproof Grade	IP67
10	PCB Thickness	1.6mm

*Phosphor Bronze terminals are available in special order
Terminals are also available in smaller strip lengths

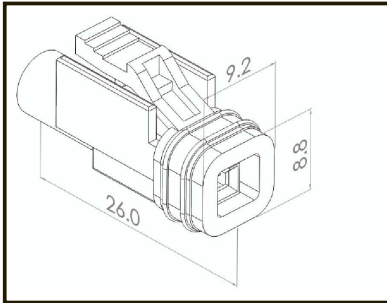
Wire Seal

Part Number	Ins. Dia.	Color	Pcs
570-260-001	Ø 1.7 ~ 2.1	Black	1,000
570-260-002	Ø 2.1 ~ 2.7	Blue	1,000
570-260-003	Ø 2.1 ~ 2.7	Blue	1,000
570-260-004	Ø 2.7 ~ 3.1	Brown	1,000
570-260-001 570-260-002	570-260-003	570-260-004	



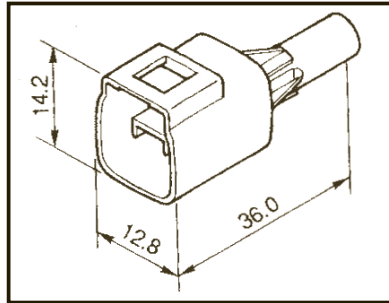
Female Housing

570-001-000-200



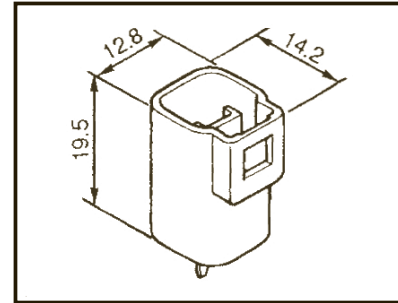
Male Housing

570-001-000-100

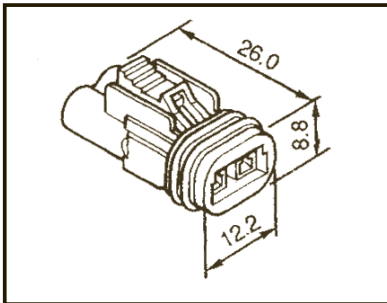


PCB Header

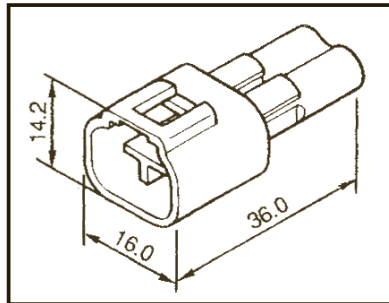
570-001-420-101



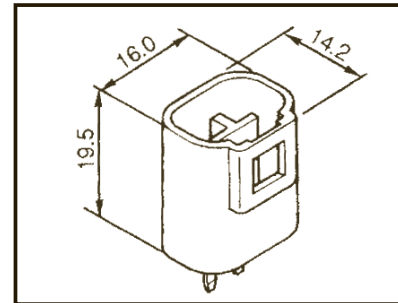
570-002-000-200



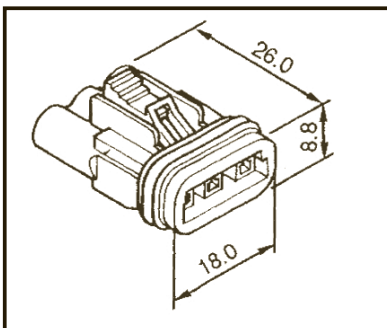
570-002-000-100



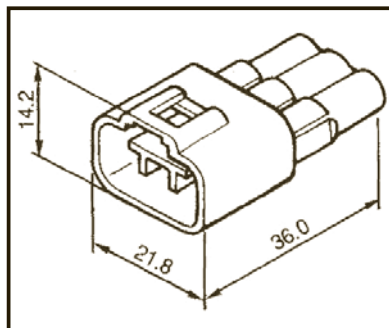
570-002-420-101



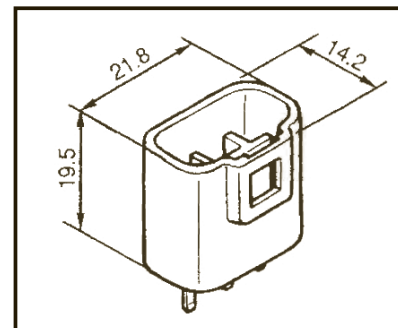
570-003-000-200



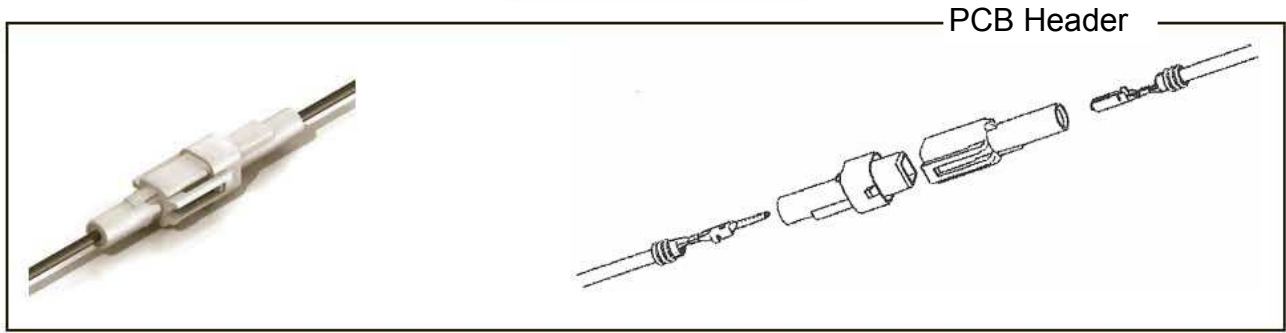
570-003-000-100



570-003-420-101



IP67 CERTIFIED



Features

- Rated current 12A Max
- Fully waterproof solution for single position
- Accommodates wide range of wire sizes
- Available with wire already installed

Materials

Housing	PBT (UL 94V-0)
Terminal	Brass, Phosphor Bronze/Tin Plating
Wire + Housing Seal	Silicone Rubber

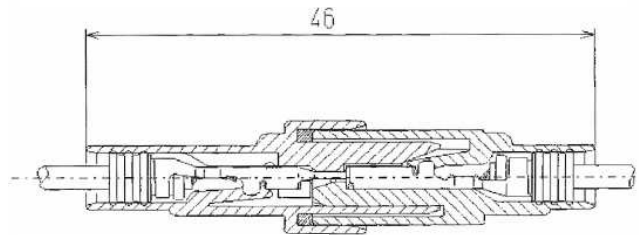
Specifications

1	Circuits	1P
2	Rated Voltage	300V
3	Rated Current	12A max.
4	Withstand Voltage	AC1700V r.m.s.
5	Contact Resistance	10m Ω max.
6	Insulation Resistance	1000M Ω min. /DC 500 V
7	Temperature Range	-40°C ~+ 105°C
8	Waterproof Grade	IP67

Wire Seal

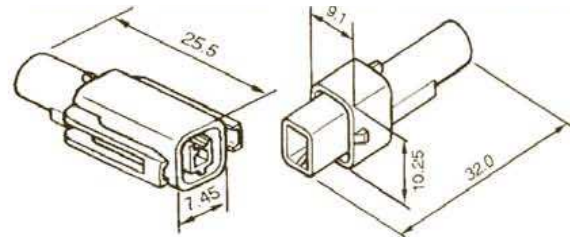
Part Number	Ins. Dia.	Color	Pcs
570-260-001	∅ 1.7 ~ 2.1	Black	1,000
570-260-002	∅ 2.1 ~ 2.7	Blue	1,000
570-260-003	∅ 2.1 ~ 2.7	Blue	1,000
570-260-004	∅ 2.7 ~ 3.1	Brown	1,000

Assembly Layout



568-001-000-200

568-001-000-100



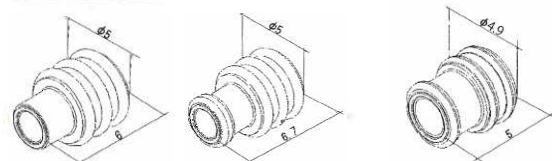
Terminals

Part Number	Material	Wire Range	Inside Dia	PCS/Reel	Type
570-290-711	Brass	0.3-0.5mm ² (AWG #22-#20)	∅2.7 max	4,000	Male
570-290-721	Brass	0.3-0.5mm ² (AWG #22-#20)	∅2.7 max	4,000	Female
570-291-721	Phos.Br				
570-290-731	Brass	0.5-1.25mm ² (AWG #20-#16)	∅3.1 max	4,000	Male
570-291-731	Phos.Br				
570-290-741	Brass	0.5-1.25mm ² (AWG #20-#16)	∅3.1 max	4,000	Female
570-291-741	Phos.Br				
570-290-751	Brass	2.0mm ² (AWG #14)	∅3.1 max	4,000	Male
570-290-761	Brass	2.0mm ² (AWG #14)	∅3.1 max	4,000	Female

570-260-001
570-260-002

570-260-003

570-260-004



*Phosphor Bronze terminals are available in special order
Terminals are also available in smaller strip lengths

Automatic Contact Crimp Machine

- Applicators available to crimp all series contacts
- All required guards for operator safety
- Easy access for all setting changes
- Foot switch to initiate crimp cycle
- Mounts to any bench surface
- Quick change applicators allow for fast conversions from one contact type to another




Hand Crimp Tool

- Manual hand crimp tool
- Cuts the contacts from the carrier strip

Contact Ejection Tool

- Tool to remove previously inserted contact from connector housing

Contact EDAC customer service for more information



AMERICAS

Phone: (416) 754-3322

Fax: (416) 754-3299

Email: customerservice@edac.net

EUROPE

Phone: +44 (0) 1908 569333

Fax: +44 (0) 1908 569444

Email: info@edac.co.uk

ASIA

Phone: +886 (0) 2-8809-1480

Fax: +886 (0) 2-8809-1460

Email: info@edac-tw.com