

SL20 with 36...43V

PULS

SL20.112

- Input: AC 115/230V **auto select**
- Output: 36...43V / 480W
- 92% efficiency
- Ideal for parallel operation



CB
Scheme
IEC60950

UL US
UL508 LISTED
IND. CONT. EQ.
18 WM, 60°C

UL US
UL60950 E137006
CUL/CSA-C22.2
No 60950

**Type approval
acc. to:**

- IEC / EN60950
- EN50178
- Overvolt. cat. III
- EN60204

CE
EMC and
Low Volt.
Directive

Data sheet

Datasheet

Input

Input voltage	AC 100-120V/220-240V, 47-63Hz, auto select
Rated tolerances	
• Continuous operation	AC 85...132V resp. AC 184...264V
• Short-term (30s) at 36V/13A	AC 85...140V resp. AC 175...280V
Input current I_n	<10A (115V range) <5A (230V range)
Inrush current limiting with active bypass of the limiting resistor (NTC).	
Inrush current I_{pk}	<18A @ AC 264V ($T_{amb} = +25^\circ\text{C}$, cold start) <37A @ AC 264V ($T_{amb} = +50^\circ\text{C}$, cold start)
Fuse loading I^2t	<5A ² s ($T_{amb} = +25^\circ\text{C}$, cold start) <8A ² s ($T_{amb} = +50^\circ\text{C}$, cold start)
To be fused with a 16A, B-type 'circuit-breaker' switch based on the usual thermomagnetic overload sensing principle (used anyway to fuse the input lines).	
EN 61000-3-2 (harmonic current emissions [PFC]) is fulfilled	
Transient handling	Transient resistance acc. to VDE 0160 / W2 (750V / 1.3ms), for <i>all</i> load conditions.
Hold-up time	27ms at 36V/13A, AC 230V _{in} 35ms at 36V/13A, AC 120V _{in} 15ms at 36V/13A, AC 100V _{in}

Output

Output voltage	DC 36...43V, adjustable by (covered) front panel potentiometer; preset: 36V ±0.5% Adjustment range guaranteed
Output noise suppression	Radiated EMI values below EN50081-1, even when using long, unshielded output cables.
Ambient temperature range T_{amb}	Operation: 0°C...+70°C (> 60°C: Derating) Storage: -25°C...+85°C
Rated continuous loading with convection cooling:	
• $T_{amb}=0^\circ\text{C} - 60^\circ\text{C}$ short-term (<30s)	36V/13.3A resp. 43V/11.2A 36V/16.6A resp. 42V/14A
Derating	12W/K (at $T_{amb} = 60-70^\circ\text{C}$)
Voltage regulation	better than 2% over all
Ripple	(incl. spikes (20 MHz bandw.), 50Ω measur.
• Output charact. S	<30mV _{pp} (<0.09%)
• Output charact. P	<80mV _{pp} (In: AC 230V, Out: 36V/13A)
(S/P: Single/Parallel Mode)	<100mV _{pp} (In: AC 184V, Out: 42V/13A)
Over-voltage protection	At 49V ±10%: switch to hiccup mode
Front panel indicators:	
• Green LED on, when $V_{out} = V_{out}$ adjusted	
• Red LED on, when $V_{out} < V_{out}$ adjusted	
Parallel operation	Yes, up to ten SL20
To achieve current sharing the output V/I characteristic can be altered to be 'softer' (36.6V at 0A, 35.2V at 13.3A). This is done by repositioning an external bridge connection (without opening the unit).	
Power Back Immunity	max. 48V

Construction / Mechanics

Housing dimensions and Weight	
• W x H x D	220mm x 124mm x 102mm (+ DIN rail)
• Free space for ventilation	above/below 70mm recommended left/right 25mm recommended
• Weight	2.5kg

Design advantages:

- All connection blocks are easy to reach as mounted on the front panel.
- PVC insulated cable can be used for all connections, as the connection blocks are mounted in the cooler area on the underside of the unit.

Order information

Order number	Description
SL20.112	
SLZ02	(wall mounting set; contains 2 pcs.)

Efficiency, Reliability etc.*

Efficiency	typ. 92% (AC 230V, 36V/13.3A)
Losses	typ. 42W (AC 230V, 36V/13.3A)
MTBF	519.000h acc. to Siemensnorm SN29500 (36V / 13A, 230V, T _{amb} = 40°C)
Life cycle (electrolytics)	The unit exclusively uses longlife electrolytics, specified for +105°C (cf. 'The SilverLine', p.2). High reliability, as <ul style="list-style-type: none"> • only five aluminium electrolytics and • no small aluminium electrolytics are used.

* For further information see data sheets „The SilverLine“, „SilverLine Family Branches“ and mechanics data sheet SL20

Start / Overload Behaviour

Startup delay	typ. 0.55s
Rise time	appr. 20-80ms, depending on load
Overload behaviour	Puls Overload Design (see right-hand diagram)

Advantages:

- No disconnection/hiccup, thus overloading is possible also for a longer period of time (load start-up), ideal for parallel operation.
- High overload/short-circuit current due to straight characteristic; each bias point of the V/I characteristic extends 13A.

Advantage: Due to the high and continuously supplied overload current the unit starts reliably even with awkward loads (DC-DC converters, motors). No 'sticking' can occur as, for example, with fold-back characteristics, and secondary fuses trigger more reliably.

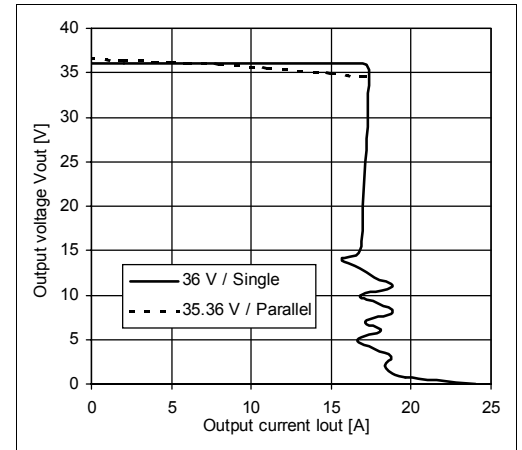
Further information

- Further information, especially about
- EMC
 - Connections
 - Safety, Approvals
 - Mechanics and Mounting,
- see page 2 of the „The SilverLine“ data sheet

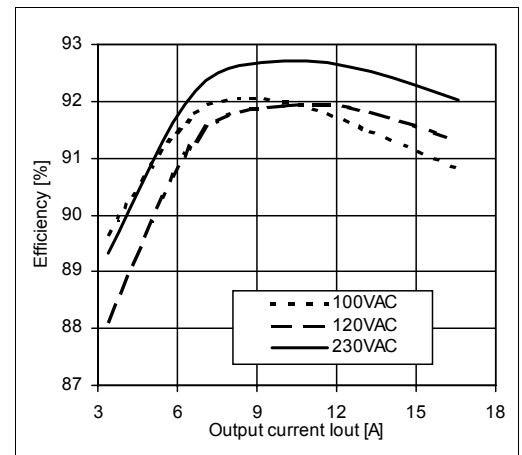
For detailed dimensions

see SilverLine mechanics data sheet SL20

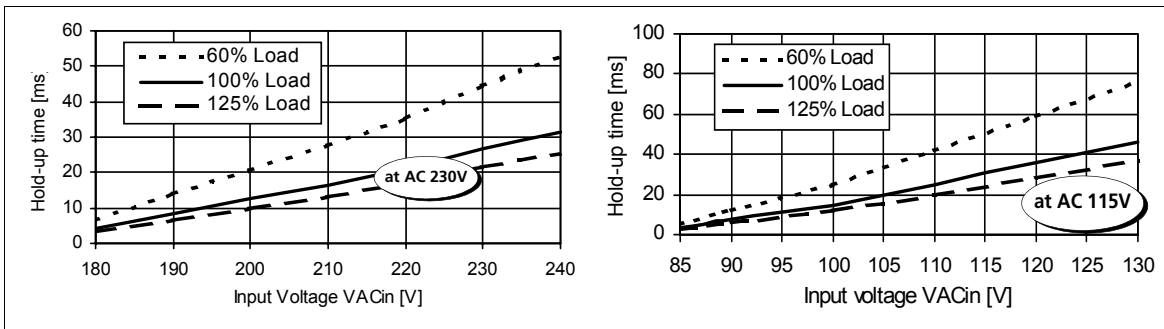
Output characteristic (typ.)



Efficiency (typ., at V_{out}=36V)



Hold-up time (min., at V_{out}=36V)



Unless otherwise stated, specifications are valid for AC 230V input voltage, +25°C ambient temperature, and 5 min. run-in time. They are subject to change without prior notice.

Your partner in power supply:



European Power Supply Manufacturers Association



Bayerns Best 50
Czech 100 Best
Europe's 500

PULS GmbH
 Arabellastraße 15
 D-81925 München
 Tel.: +49 89 9278-0
 Fax: +49 89 9278-199
 www.puls-power.com