

12...15 V / 40 W

PULS

# SL2.103

- Input: AC 230V / 115 V, DC 160-375 V
- Output: 12...15 VDC / 40 W
- High overload current, no switch-off
- Robust mechanics and EMC



CE  
EMC and  
Low Volt.  
Directive

Data sheet

## Datasheet

### Input

Input voltage AC100-120/220-240 V (switchable), 47-63 Hz (85-132 VAC / 176-264 VAC, 160-375 VDC, see also „Output: Continuous Loading“)

Note: At DC input, always leave the switch in the 230V position.

Input current < 0.9 A (switch in 115V position)  
< 0.5 A (switch in 230V position)

DC input current typ. 5.3 mA at 110 VDC, 3.9 mA at 300 VDC (preserves battery sources)

Inrush current typ. < 25 A at 264 V AC and cold start

To be fused with a 10A, B-type 'circuit-breaker' switch based on the usual thermomagn. overload sensing principle (used anyway to fuse the input lines). In addition, the unit contains an internal fuse (not accessible).

Transient handling Transient resistance acc. to VDE 0160 / W2 (750 V / 1.3 ms), for all load conditions.

Hold-up time > 60 ms at 196 VAC, 12 V / 36 W

### Efficiency, Reliability etc.\*

Efficiency typ. 85 % (230 VAC, 12 V / 36 W)

Losses typ. 8.2 W (230 VAC, 12 V / 36 W)

MTBF 680.000 h acc. to Siemensnorm SN 29500 (12 V / 3 A, 230 VAC,  $T_{amb} = +40^{\circ}\text{C}$ )

Life cycle (electrolytics) The unit exclusively uses longlife electrolytics, specified for +105°C (cf. 'The SilverLine', p.2).

### Output

Output voltage 12...15 V DC, adjustable by (covered) front panel potentiometer; preset: 12 V $\pm$ 0.5% Adj. range guaranteed

Output noise suppression Radiated EMI values below EN 61000-6-3, even when using long, unscreened output cables.

Ambient temperature range  $T_{amb}$  Operation: -10°C...+70°C (>60°C: Derating)  
Storage: -25°C...+85°C

Continuous loading (at $T_{amb} = -10^{\circ}\text{C}$ ...+60°C, convection cooling), see also diagram overleaf. For start at $T_{amb} < 0^{\circ}\text{C}$ and low input voltage, please contact PULS.	Switch AC/DCin		$I_{out}$ @ 12V	$I_{out}$ @ 15V
	230V	176-264 V =	3.0 A	2.7 A
	210-375 V =	3.0 A	2.7 A	
	160-210 V =	2.0 A	1.8 A	
115V	85-132 V =	3.0 A	2.7 A	

Output protected against short circuit, open circuit and overload

Derating typ. 1.5 W/K (at  $T_{amb} = +60^{\circ}\text{C}$ ...+70°C)

Voltage regulation better than 2%  $V_{out}$  overall

Ripple / Noise < 25 mV<sub>pp</sub>, (20 MHz bandw., 50  $\Omega$  measur.)

Overvolt. protection typ. 21 V, max. 25 V

Parallel operation Yes, current sharing on request

Power back immunity 20 V

Front panel indicator Green LED

### Start / Overload Behaviour

Startup delay typ. 0.1 s

Rise time ca. 5-20 ms, depending on load

Overload Behaviour

- Special PULS Overload Design (see diagram overleaf)
  - no disconnection, no hiccup if overloaded
  - high overload current (up to 1.5  $I_{Nom}$ ).  $V_{out}$  is gradually reduced with increasing current.

Advantages:

- High short-circuit current, giving large 'start-up window': unit starts reliably even with awkward loads (DC-DC converters, motors).
- No 'sticking' which can occur with fold-back characteristics
- Secondary fuses operate reliably

## Order information

Order number	Description
SL2.103 SLZ01	(Screw mounting set, two needed per unit)

**Construction / Mechanics\***

Housing dimensions and Weight

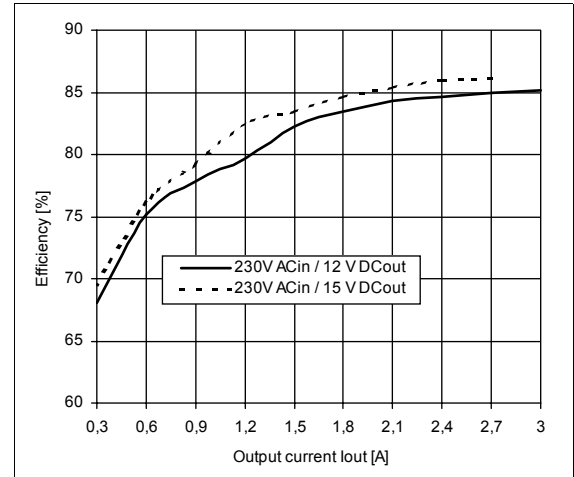
- W x H x D 49 mm x 124 mm x 102 mm (+ DIN rail)
- Free space for ventilation above/below 25 mm recommended right 10 mm recommended (front view)
- Weight 460 g

Design advantages:

- All connection blocks are easy to reach as mounted at the front panel.
- Input and output are strictly apart from each other and so cannot be mixed up (input below, output above).

\* For further information see data sheets „The SilverLine“, „SilverLine Family Branches“ and mechanics data sheet

**Efficiency (min.)**



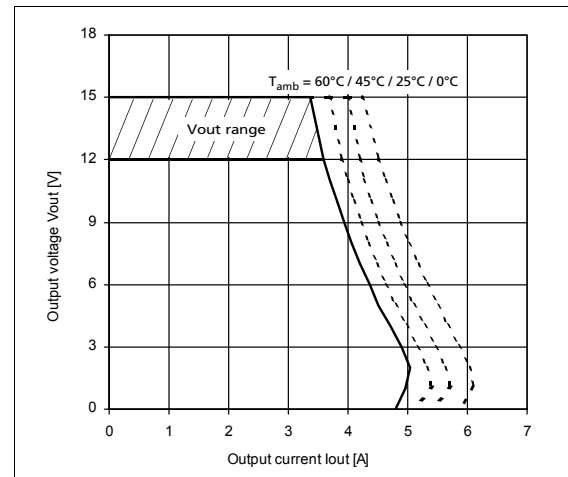
**For further information**, especially about

- EMC
  - Connections
  - Safety, Approvals
  - Mechanics und Mounting,
- see page 2 of the „The SilverLine“ data sheet.

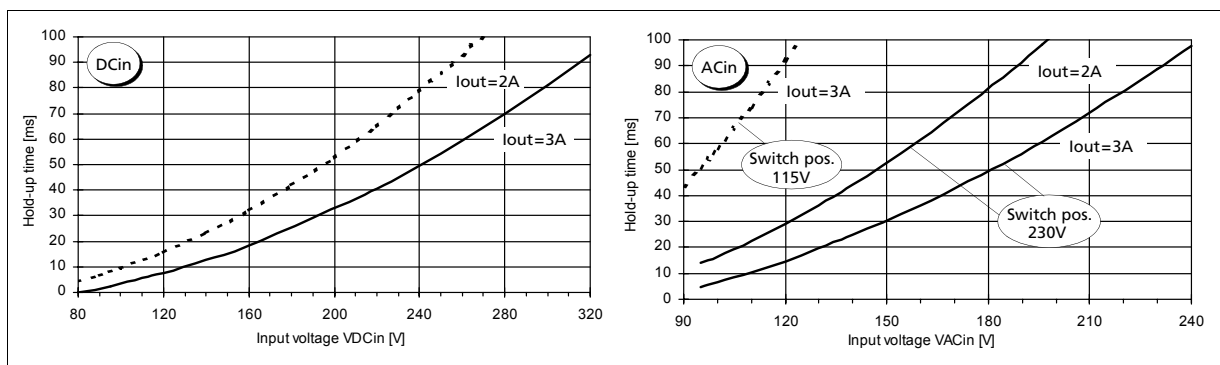
**For detailed dimensions**

see SilverLine mechanics data sheet SL2.5/ SL5/ SL10

**Output characteristic (min.)**



**Hold-up time (min., at Vout=12V)**



Unless otherwise stated, specifications are valid for AC 230V input voltage, +25°C ambient temperature, and 5 min. run-in time. They are subject to change without prior notice.

**Your partner in power supply:**



European Power Supply Manufacturers Association



Bayerns Best 50  
Czech 100 Best  
Europe's 500

**PULS GmbH**  
 Arabellastraße 15  
 D-81925 München  
 Tel.: +49 89 9278-0  
 Fax: +49 89 9278-199  
 www.puls-power.com