

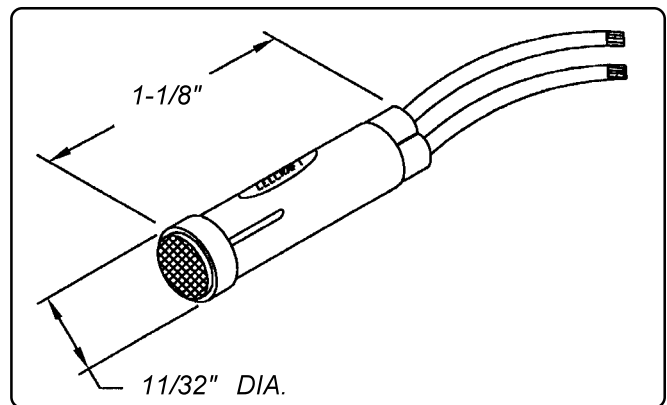
Pressfit Indicator Lights for 5/16" Dia. Mounting Hole

41 SERIES

- PRESSFIT NEON, LED & INCANDESCENT INDICATOR LIGHTS
- 5/16" DIA. MOUNTING HOLE
- WHITE NYLON HOUSING • 6" WIRE LEADS • 2 TO 250 DESIGN VOLTS
- FLUSH OR HI-HAT LENSES • OPTIONAL ALUMINUM BEZEL
- UL AND CSA RECOGNIZED • UL FILE E20356 • CSA FILE LR15284-6

Overview

The 41 Series Indicators feature a wide variety of lens colors, voltage options and bezel variations. Indicators are designed without any built-in resistors for Neon Applications. An external resistor of 120K Ohm, 1/3Watt, 5% tolerance, is required for 220 Volt applications; 30K Ohm, 1/3 Watt, 5% tolerance, is required for 125V applications. Indicators mount into a 5/16", (7.93mm) mounting hole with a recommended panel thickness of 0.020" minimum. A speed nut, part number **8700071688**, is supplied. **Note: units with internal resistors are available for those customers requiring indicator lights with built-in resistors - contact the factory for information.**



Specifications

Housing: white nylon. A black housing is available.

Lens: polycarbonate.

Bezel: aluminum. A black anodized bezel is available.

Incandescent AC or DC voltage options: 6, 14 and 28 volts.

Neon AC or DC voltage options: 125 and 250 volts.

Note: high brightness green and blue neon lamps supplied in green and blue neon applications.

LED DC voltage options: 2, 6, 12, 24 volts.

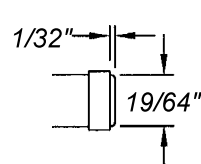
LED AC voltage options: 125 volts.

Note: 125 volts AC units contain a bi-polar LED.

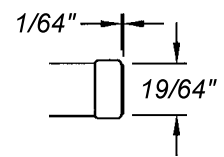
Two 6" wire leads: #20 AWG, black, bare copper, PVC insulated, UL/CSA rated 105°C, 600 V, UL style 1015, stripped 1/2". For DC LED units, wire leads are color-coded red and black; the red wire lead denotes the anode (+) while a black wire lead identifies the cathode (-). For AC LED units, wire leads are white. Custom wire lengths, stripping, termination and wire types are available.

Flush Lens Style

Without bezel.

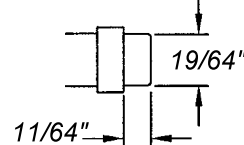


With bezel.

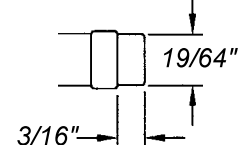


Hi-Hat Lens Style

Without bezel.



With bezel.

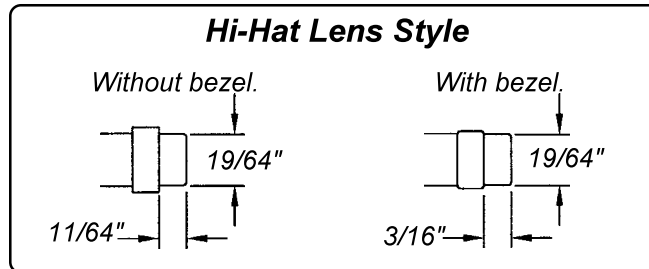


Can't find it here? We have many more standard and custom solutions

For further information, phone Customer Service at 800.522.5546.

Pressfit Indicator Lights for 5/16" Dia. Mounting Hole

41 SERIES
Optional
Aluminum Bezel
Neon or
Incandescent
6 to 250 Design Volts



6" Wire Leads
White Housing
Hi-Hat Lens
Variety of
Lens Colors
PressFit Mounting

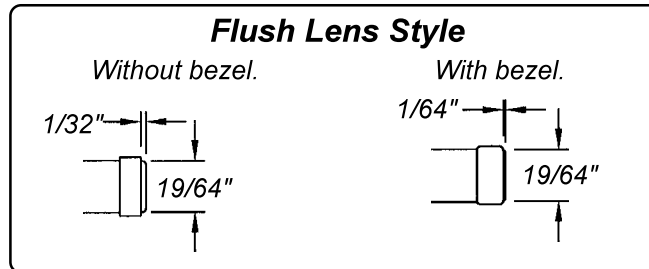
Part Number Without Bezel	Part Number With Aluminum Bezel	Lens Color	Lamp Type	Design Volts	Design Watts or Amps	Life (hrs)
41N-2111	41EN-2111	Red	Neon	250 MAX	1/3W	25,000
41NG1-2111	41ENG1-2111	Red	Incandescent	6	.20A	5,000
41NG3-2111	41ENG3-2111	Red	Incandescent	14	.10A	10,000
41NG18-2111	41ENG18-2111	Red	Incandescent	28	.04A	7,000
41N-2112	41EN-2112	Green	Neon	250 MAX	1/3W	25,000
41NG1-2112	41ENG1-2112	Green	Incandescent	6	.20A	5,000
41NG3-2112	41ENG3-2112	Green	Incandescent	14	.10A	10,000
41NG18-2112	41ENG18-2112	Green	Incandescent	28	.04A	7,000
41N-2113	41EN-2113	Amber	Neon	250 MAX	1/3W	25,000
41NG1-2113	41ENG1-2113	Amber	Incandescent	6	.20A	5,000
41NG3-2113	41ENG3-2113	Amber	Incandescent	14	.10A	10,000
41NG18-2113	41ENG18-2113	Amber	Incandescent	28	.04A	7,000
41N-2114	41EN-2114	Blue	Neon	250 MAX	1/3W	25,000
41NG1-2114	41ENG1-2114	Blue	Incandescent	6	.20A	5,000
41NG3-2114	41ENG3-2114	Blue	Incandescent	14	.10A	10,000
41NG18-2114	41ENG18-2114	Blue	Incandescent	28	.04A	7,000
41N-2115	41EN-2115	White	Neon	250 MAX	1/3W	25,000
41NG1-2115	41ENG1-2115	White	Incandescent	6	.20A	5,000
41NG3-2115	41ENG3-2115	White	Incandescent	14	.10A	10,000
41NG18-2115	41ENG18-2115	White	Incandescent	28	.04A	7,000
41N-2117	41EN-2117	Clear	Neon	250 MAX	1/3W	25,000
41NG1-2117	41ENG1-2117	Clear	Incandescent	6	.20A	5,000
41NG3-2117	41ENG3-2117	Clear	Incandescent	14	.10A	10,000
41NG18-2117	41ENG18-2117	Clear	Incandescent	28	.04A	7,000

Note: The 41 Series Indicator is designed without any built-in resistors for Neon Applications. An external resistor of 120K Ohm, 1/3Watt, 5% tolerance, is required for 220 Volt applications; 30K Ohm, 1/3 Watt, 5% tolerance, is required for 125V applications.

Units with internal resistors are available for those applications requiring indicator lights with built-in resistors, contact the factory for information.

Pressfit Indicator Lights for 5/16" Dia. Mounting Hole

41 SERIES
Optional
Aluminum Bezel
Neon or
Incandescent
6 to 250 Design Volts



6" Wire Leads
White Housing
Flush Lens
Variety of
Lens Colors
PressFit Mounting

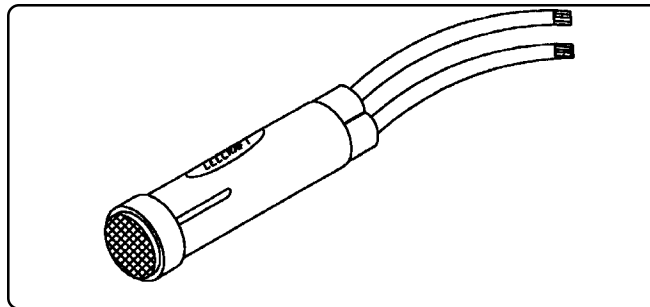
Part Number Without Bezel	Part Number With Aluminum Bezel	Lens Color	Lamp Type	Design Volts	Design Watts or Amps	Life (hrs)
41N-2311	41EN-2311	Red	Neon	250 MAX	1/3W	25,000
41NG1-2311	41ENG1-2311	Red	Incandescent	6	.20A	5,000
41NG3-2311	41ENG3-2311	Red	Incandescent	14	.10A	10,000
41NG18-2311	41ENG18-2311	Red	Incandescent	28	.04A	7,000
41N-2312	41EN-2312	Green	Neon	250 MAX	1/3W	25,000
41NG1-2312	41ENG1-2312	Green	Incandescent	6	.20A	5,000
41NG3-2312	41ENG3-2312	Green	Incandescent	14	.10A	10,000
41NG18-2312	41ENG18-2312	Green	Incandescent	28	.04A	7,000
41N-2313	41EN-2313	Amber	Neon	250 MAX	1/3W	25,000
41NG1-2313	41ENG1-2313	Amber	Incandescent	6	.20A	5,000
41NG3-2313	41ENG3-2313	Amber	Incandescent	14	.10A	10,000
41NG18-2313	41ENG18-2313	Amber	Incandescent	28	.04A	7,000
41N-2314	41EN-2314	Blue	Neon	250 MAX	1/3W	25,000
41NG1-2314	41ENG1-2314	Blue	Incandescent	6	.20A	5,000
41NG3-2314	41ENG3-2314	Blue	Incandescent	14	.10A	10,000
41NG18-2314	41ENG18-2314	Blue	Incandescent	28	.04A	7,000
41N-2315	41EN-2315	White	Neon	250 MAX	1/3W	25,000
41NG1-2315	41ENG1-2315	White	Incandescent	6	.20A	5,000
41NG3-2315	41ENG3-2315	White	Incandescent	14	.10A	10,000
41NG18-2315	41ENG18-2315	White	Incandescent	28	.04A	7,000
41N-2317	41EN-2317	Clear	Neon	250 MAX	1/3W	25,000
41NG1-2317	41ENG1-2317	Clear	Incandescent	6	.20A	5,000
41NG3-2317	41ENG3-2317	Clear	Incandescent	14	.10A	10,000
41NG18-2317	41ENG18-2317	Clear	Incandescent	28	.04A	7,000

Note: The 41 Series Indicator is designed without any built-in resistors for Neon Applications. An external resistor of 120K Ohm, 1/3Watt, 5% tolerance, is required for 220 Volt applications; 30K Ohm, 1/3 Watt, 5% tolerance, is required for 125V applications.

Units with internal resistors are available for those applications requiring indicator lights with built-in resistors, contact the factory for information.

Pressfit Indicator Lights for 5/16" Dia. Mounting Hole

L41 SERIES
LED Indicator Lights
Optional
Aluminum Bezel
2 to 125 Design Volts



6" Wire Leads
White Housing
Hi-Hat or Flush Lens
Variety of Lens Colors

Part Number With Hi-hat Lens	Part Number With Flush Lens	Lens Color	DC Design Volts *AC Design Volts
L41EN-A2-2113	L41EN-A2-2313	Amber	2
L41EN-A6-2113	L41EN-A6-2313	Amber	6
L41EN-A12-2113	L41EN-A12-2313	Amber	12
L41EN-A24-2113	L41EN-A24-2313	Amber	24
L41EN-A125-2113	L41EN-A125-2313	Amber	125 *
L41EN-G2-2112	L41EN-G2-2312	Green	2
L41EN-G6-2112	L41EN-G6-2312	Green	6
L41EN-G12-2112	L41EN-G12-2312	Green	12
L41EN-G24-2112	L41EN-G24-2312	Green	24
L41EN-G125-2112	L41EN-G125-2312	Green	125 *
L41EN-R2-2111	L41EN-R2-2311	Red	2
L41EN-R6-2111	L41EN-R6-2311	Red	6
L41EN-R12-2111	L41EN-R12-2311	Red	12
L41EN-R24-2111	L41EN-R24-2311	Red	24
L41EN-R125-2111	L41EN-R125-2311	Red	125 *
L41EN-Y2-2116	L41EN-Y2-2316	Yellow	2
L41EN-Y6-2116	L41EN-Y6-2316	Yellow	6
L41EN-Y12-2116	L41EN-Y12-2316	Yellow	12
L41EN-Y24-2116	L41EN-Y24-2316	Yellow	24
L41EN-Y125-2116	L41EN-Y125-2316	Yellow	125 *

Polarity Determination - Wire Leads: Red wire lead denotes anode (+); black wire lead denotes cathode (-).

