

NOTES:

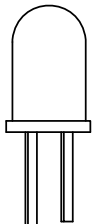
1. ROHS COMPLIANT
2. MATERIAL:
 PANEL CONNECTOR - POLYPROPYLENE, UL RATING 94-HB
 HEADER CONNECTOR - POLYESTER, UL RATING 94-V0
 LENS - POLYCARBONATE - UL RATING 94-V2
 MOISTURE SEAL - EPDM
 RING - THERMOPLASTIC
 TERMINALS - PHOSPHOR BRONZE, TIN PLATE
 WIRE - 24 AWG 1007/1569
3. MOUNTING: HOLE SIZE .281" (7.2mm) OPENING ON 3/8" CENTERS (9.52mm)
4. PANEL THICKNESS: .030" (0.76mm) MIN TO .125" (3.18mm) MAX
 FOR PANEL THICKNESS .030" (0.76mm) TO .045" (1.14mm) USE TWO (2) SPC 060 SPACERS
 FOR PANEL THICKNESS .050" (1.27mm) TO .100" (2.54mm) USE ONE (1) SPC 060 SPACER
 FOR PANEL THICKNESS .105" (2.67mm) TO .125" (3.18mm) NO SPACER REQUIRED
5. LED LEAD LENGTH:
 FOR CMC 285 - .350" ±.010 (8.89mm ±0.25)
 FOR CMC 313, CMC 321, CMC 323, AND CMS 322 - .220" ±.010 (5.59mm ±0.25)
6. FOR STANDARD DRY APPLICATIONS USE CMC 285, CMC 313, CMC 321 OR CMC 323; FOR WET OR DRY APPLICATIONS USE CMS 322 (MEETS NEMA4/ IP56)
 ALSO CAN BE ORDERED CNX 310 XXX FOR CONNECTOR AND RESISTOR ONLY
7. U.S AND FOREIGN PATENT ISSUED
- 8.

REVISIONS				
ECN #	REV	DESCRIPTION	DATE	INITIALS
	001	REVISED PER ECR 111009AZ01	2/22/11	RH

7 CABLE ORDERING CODE EXAMPLE
CNX 310 056 E4 1 08

* CALL FACTORY FOR ADDITIONAL OPTIONS

LED & SPACER (ORDER SEPERATELY)



5MM LED



SPC 060

RESISTOR *	
000 =	NO RESISTOR
012 =	120 OHMS
018 =	180 OHMS
033 =	330 OHMS
056 =	560 OHMS
120 =	1200 OHMS
220 =	2200 OHMS

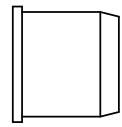
TERMINATION *	
X =	STRIPPED END
E =	SINGLE ROW LOCKING HEADER
G =	SINGLE ROW PLAIN HEADER

WIRE SIZE *	
4 =	24 AWG

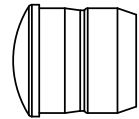
WIRE COLOR *	
1 =	WHITE - BLACK
2 =	RED - BLACK

WIRE LENGTH *	
04 =	4 INCHES (101.6mm)
06 =	6 INCHES (152.4mm)
08 =	8 INCHES (203.2mm)
12 =	12 INCHES (304.8mm)
18 =	18 INCHES (457.2mm)
24 =	24 INCHES (609.6mm)

LENS (ORDER SEPERATELY)



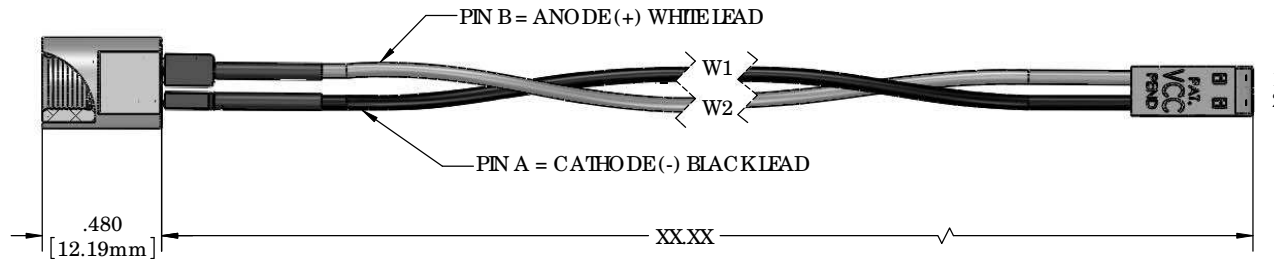
CMC 285



CMC 313
 CMC 321
 CMC 323



CMS 322



DIMENSION STYLE: INCHES / MM GENERAL TOLERANCES UNLESS OTHERWISE SPECIFIED: INCHES ±.500 MM ± 12.7 THIRD ANGLE PROJECTION	MATERIAL	SEE NOTES
	FINISH	SEE NOTES
PROPRIETARY AND CONFIDENTIAL THE INFORMATION CONTAINED IN THIS DRAWING IS THE SOLE PROPERTY OF VISUAL COMMUNICATIONS COMPANY, INC. ANY REPRODUCTION IN PART OR AS A WHOLE WITHOUT THE WRITTEN PERMISSION OF VISUAL COMMUNICATIONS COMPANY, INC IS PROHIBITED.	APPROVAL	DATE
	DRAWN K.Howard CHECKED AZ DO NOT SCALE DRAWING	2/22/11 2/22/11

VCC OPTOELECTRONICS 190 BOSSIE KEBLD, SUITE 101 SAN MARCOS, CA 92069 U.S.A. PHONE (760) 560-1300, FAX (760) 560-1301 EMAIL: vc.csa@vccite.com		
TITLE: CNX 310 XXX CABLE ASSEMBLY		
SIZE	DWG. NO.	REV
B	CNX 310 XXX ASSY	001
SCALE: 2:1		SHEET 1 OF 1