

IEC Connectors & NEMA Receptacles

Approvals and specifications



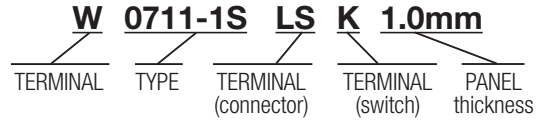
10A 250V ac



UL CSA 10A 250V ac UL 65°C

To order:
State Type number and terminal codes. All items
supplied for 1.0mm panel thickness as standard.
Contact factory for additional options.

- ▶ Ratings up to 10A, 250V ac
- ▶ IEC 320 Inlets & outlets
- ▶ NEMA outlets
- ▶ Fused and non fused
- ▶ Flange and snap fit panel mounting



TYPE

TERMINAL

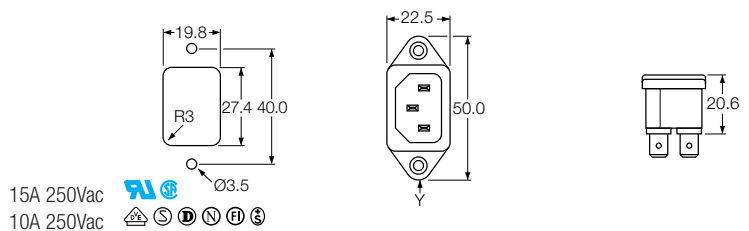
DIMENSIONS (mm)

View below is at Y

0707-1-C

Inlet

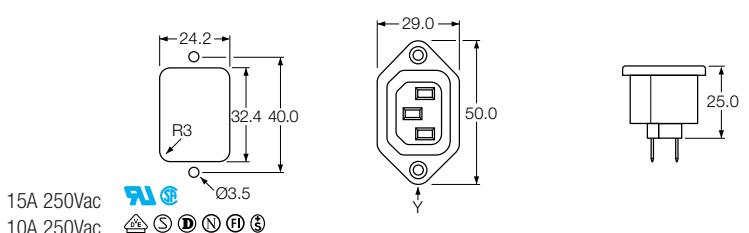
S	2.5 Solder	
N	4.0 Solder	
Q	4.8 Tab	
W	6.3 Tab	



0708-1-C

Outlet

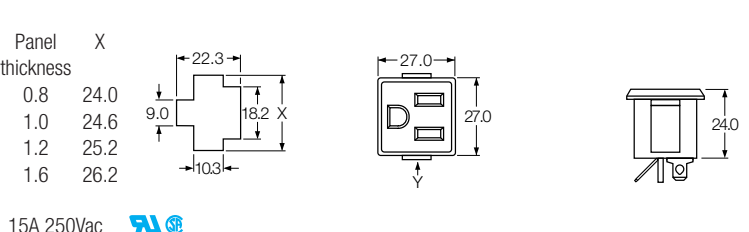
N	4.0 Solder	
Q	4.8 Tab	
W	6.3 Tab	
P	PCB	



0709-P

Outlet

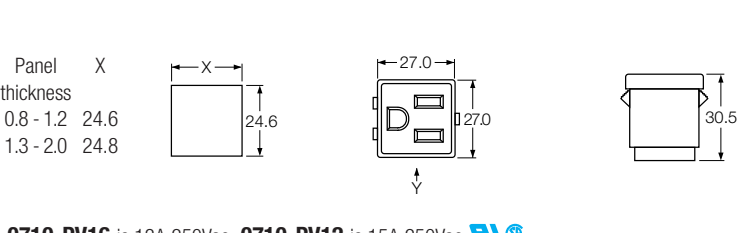
L	4.0 Solder	
Q	4.8 Tab	



0710-P

Outlet

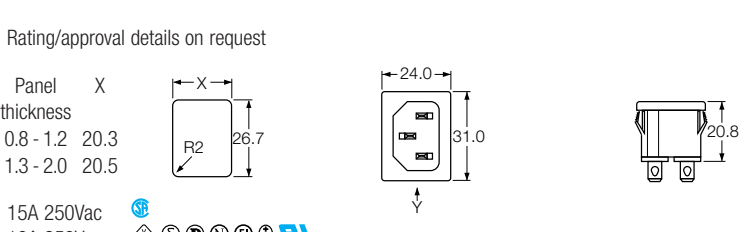
V12	Solid Wire	
V16	Solid Wire	



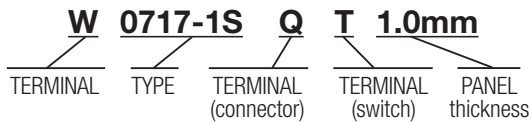
0711-P

Inlet

S	2.5 Solder	
N	4.0 Solder	
Q	4.8 Tab	
W	6.3 Tab	



IEC Connectors & NEMA Receptacles



- ▶ Ratings up to 10A, 250V ac
- ▶ IEC 320 Inlets & outlets
- ▶ Fused and non fused
- ▶ Flange and snap in panel mounting

Approvals and specifications











10A 250V ac

UL CSA 10A 250V ac UL 65°C

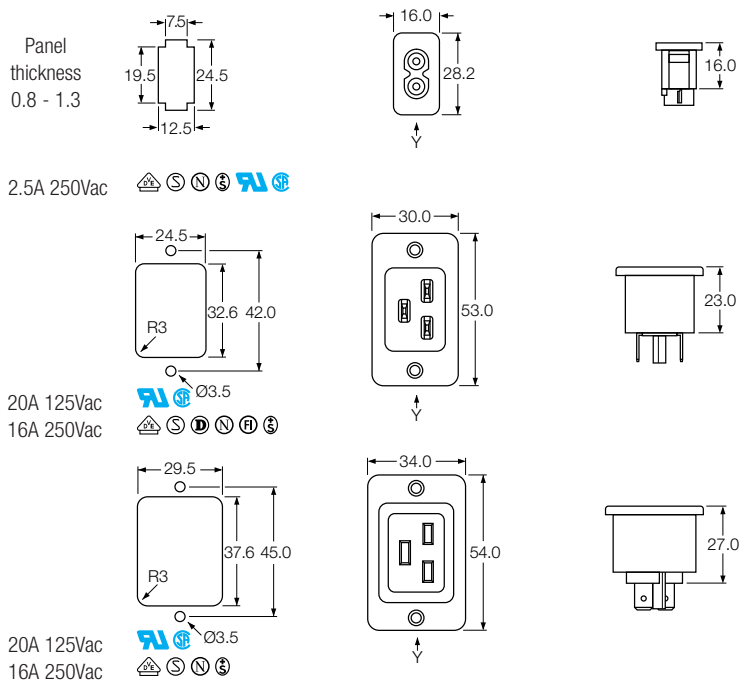
To order:
State Type number and terminal codes. All items supplied for 1.0mm panel thickness as standard.
Contact factory for additional options.

TYPE	TERMINAL	DIMENSIONS (mm)	View below is at Y
0717-1-P Fused Inlet 5x20	S 2.5 Solder LS 2.8 Solder Q 4.8 Tab W 6.3 Tab	Panel thickness X 0.8 - 1.2 31.4 1.3 - 2.0 31.6	
		10A 250Vac	
0717-1S State "Non Lit" Switched Fused Inlet 5x20	Q 4.8 Solder Connector T 4.8 Solder Switch	Panel thickness: 1.0mm standard Call sales for options	
		10A 250Vac	
0717-1S State "Lit" Switched Fused Inlet 5x20	Q 4.8 Solder Connector T 4.8 Solder Switch	Panel thickness: 0.8 or 1.0 or 1.2 Call sales for details	
		10A 250Vac	
0717-C Fused Inlet 5x20	S 2.5 Solder LS 2.8 Solder Q 4.8 Tab W 6.3 Tab		
		10A 250Vac	
0717-2-C (2k min order) Double Fused Inlet 5x20	S 2.5 Solder LS 2.8 Solder Q 4.8 Tab W 6.3 Tab		
		10A 250Vac	
0717-2-P (2k min order) Double Fused Inlet 5x20	S 2.5 Solder LS 2.8 Solder Q 4.8 Tab W 6.3 Tab	Panel thickness: 1.0mm standard Call sales for options	
		10A 250Vac	

TYPE	TERMINAL
0721-P (2k min order)  Inlet	S Solder 
0722-C (2k min order)  Inlet	Q 4.8 Solder  W 6.3 Tab 
0723-C (2k min order)  Outlet	Q 4.8 Solder  W 6.3 Tab 

DIMENSIONS (mm)

View below is at Y















Technical data

Mouldings V2 (VO option)
 Connectors Tin plated solid brass
 Terminals Silver plated

Terminal dimensions

For Connectors

For Switches

For Connectors									For Switches												
S	N	Q	W	P	L	LS	V12	V16	Slide T	Slide K	Rocker T										
2.5mm Solder	4mm Solder	4.8mm Solder/ Fast on	6.3 Fast on	PCB	Solder	2.8mm Solder	12-14 AWG Solid Wire	16 AWG Solid Wire	Solder	2.8mm Solder	4.8mm Solder										
																					
1.5x2.5	4.5	2.0x3.2	15.5	2.8x3.3	16.5	Ø1.7	8.0	1.7x3.0	5.5	Ø3.0x6.0	1.5x3.0	10.0	12-14 AWG	16 AWG	2.8	7.0	4.8	1.8	1.3	1.3	8.5

Note: Designated solder terminals should not be fitted with "Push on", "QD" or "Fast on" type cable connectors