

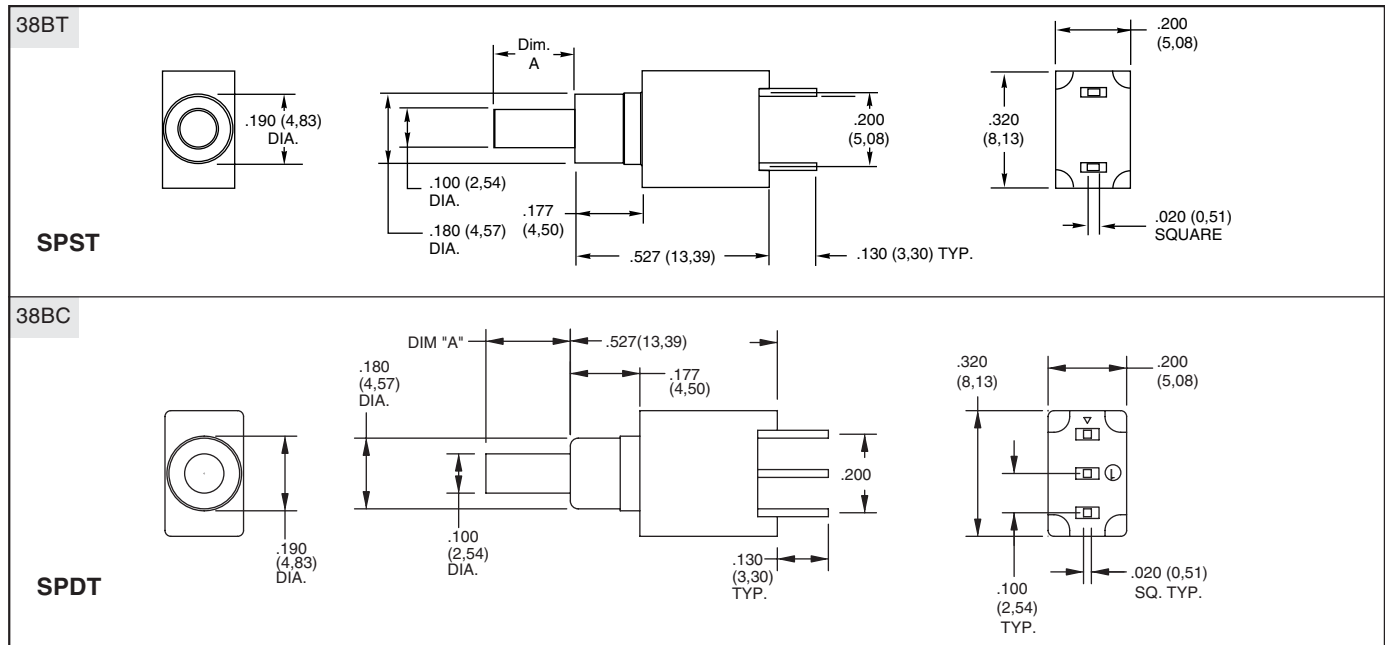
**SERIES 38BT and 38BC**  
Sub-Miniature Vertical PC Mount

**FEATURES**

- Actuates at Right Angle to Printed Circuit Board
- Drop-In Replacement for Industry Standard
- SPST and SPDT, Momentary Contact
- Sealed Plunger Option



**DIMENSIONS** In inches (and millimeters)



Unless otherwise indicated, tolerances are ± .010 (0,25)

**SPECIFICATIONS**

**Electrical Ratings**

**Operating Life:** 80,000 make-and-break cycles at full load

**Contact Rating (resistive load):**  
*Gold Contacts:* 0.4 VA maximum at 20 Vac or Vdc  
*Silver Contacts:* 1.0 Amp maximum at 120 Vac or 28 Vdc

**Contact Resistance:** Below 20 milliohms typical initial at 2-4 Vdc, 100 mA, for both silver and gold-plated contacts

**Insulation Resistance:** 1000 megaohms minimum

**Voltage Breakdown:** 1000 Vrms minimum at sea level

**Operating Temperature:** -30°C. to +85°C.

**Solderability:** Per MIL-STD-202F, Method 208D, or EIA RS-186E, Method 9 (1 hour steam aging)

**Materials and Finishes**

**Base and Cover:** Thermoplastic (UL 94V-0)

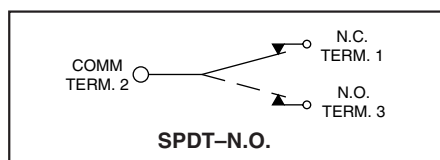
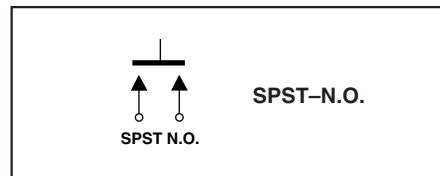
**Plunger:** Thermoplastic (UL 94V-0), (S versions include an internal o-ring seal)

**Terminals:** Copper alloy, gold or silver plate (as specified) over nickel plate

**Spring:** Plated music wire

**Contact System:** Copper alloy, gold or silver plate (as specified) over nickel plate

**CIRCUITRY**



**ORDERING INFORMATION**

**Series:** 38BT = SPST, Momentary, Thru-Hole  
38BC = SPDT, Momentary, Thru-Hole

**Dimension A:** 0 = 0.020" 4 = 0.215"

**38BT-4-V-3-S**

**Seal:** S = O-Ring Seal, N = No Seal

**Contact Material:** 1 = Solder Dip over Gold  
2 = Solder Dip over Silver  
3 = Gold - RoHS Compliant  
4 = Silver - RoHS Compliant

**Orientation:** V = Vertical to PCB

Available from your local Grayhill Distributor. For prices and discounts, contact a local Sales Office, an authorized local Distributor or Grayhill.