

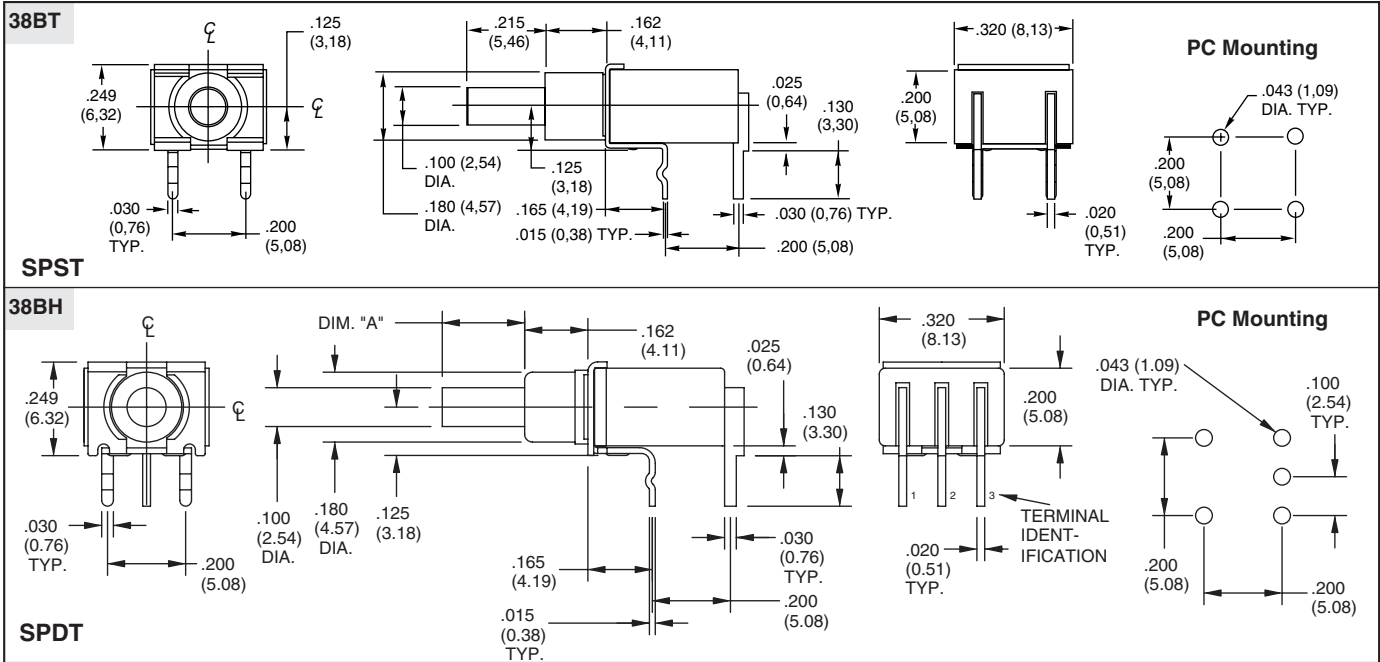
SERIES 38BT and 38BH Sub-Miniature Horizontal PC Mount

FEATURES

- Drop-In Replacement for Industry Standard
- Sealed Plunger Option
- Printed Circuit Board Mount
- SPST and SPDT, Momentary Contact



DIMENSIONS In inches (and millimeters)



Unless otherwise indicated, tolerances are $\pm .010$ (0,25)

SPECIFICATIONS

Rating Criteria

Operating Life: 80,000 make-and-break cycles at full load

Contact Rating (resistive load):

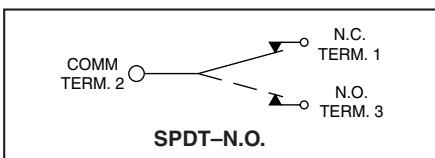
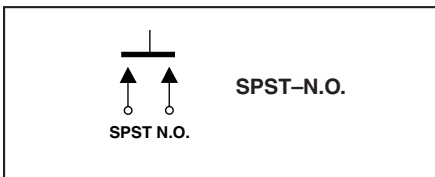
Gold Contacts: 0.4 VA maximum at 20 Vac or Vdc maximum

Silver Contacts: 1.0 Amp maximum at 120 Vac or 28 Vdc

Contact Resistance: Below 20 milliohms typical initial at 2-4 Vdc, 100 mA

Insulation Resistance: 1000 megaohms

CIRCUITRY



minimum

Voltage Breakdown: 1000 Vrms minimum at sea level

Operating Temperature: -30°C. to +85°C.

Solderability: Per MIL-STD-202F, Method 208D, or EIA RS-186E Method 9 (1 hour steam aging)

Base and Cover: Thermoplastic (UL 94V-0)

Plunger: Thermoplastic (UL 94V-0), (S versions include an internal o-ring seal)

Terminals: Copper alloy, gold or silver plate (as specified) over nickel plate

Spring: Plated Music Wire

Contact System: Copper alloy, gold or silver plate (as specified) over nickel plate

Switch Support: Brass, tin-plated

Materials and Finishes

ORDERING INFORMATION

Series: 38BT = SPST, Momentary, Thru Hole
38BH = SPDT, Momentary, Thru Hole

Dimension A: 0 = 0.020" 4 = 0.215"

38BX-4-H-3-N

Seal: S = O-Ring Seal, N = No Seal

Contact Plating Material:

- 1 = Solder Dip over Gold (Non-RoHS)
- 2 = Solder Dip over Silver (Non-RoHS)
- 3 = Gold - RoHS Compliant
- 4 = Silver - RoHS Compliant

Orientation: H = Horizontal to PCB

Available from your local Grayhill Distributor For prices and discounts, contact a local Sales Office, an authorized local distributor, or Grayhill.