


EC7BW

S E R I E S

NEW



20 WATT 4:1 INPUT RANGE DC-DC CONVERTERS



Features

- 20W Isolated Output
- 4: 1 Wide Input Range
- Efficiency to 90%
- Regulated Outputs
- Continuous Short Circuit Protection
- Pi Input Filter

MODEL NUMBER	INPUT VOLTAGE	OUTPUT VOLTAGE	OUTPUT CURRENT		INPUT CURRENT		% EFF.	SIZE
			MIN.	MAX.	NO LOAD	FULL LOAD		
EC7BW-24S33	9-36 VDC	3.3 VDC	0mA	5500mA	55mA	869mA	87	2" x 1"
EC7BW-24S05	9-36 VDC	5 VDC	0mA	4000mA	55mA	926mA	90	
EC7BW-24S12	9-36 VDC	12 VDC	0mA	1670mA	55mA	928mA	90	
EC7BW-24S15	9-36 VDC	15 VDC	0mA	1330mA	55mA	924mA	90	
EC7BW-48S33	18-75 VDC	3.3 VDC	0mA	5500mA	25mA	430mA	88	2" x 1"
EC7BW-48S05	18-75 VDC	5 VDC	0mA	4000mA	25mA	463mA	90	
EC7BW-48S12	18-75 VDC	12 VDC	0mA	1670mA	25mA	464mA	90	
EC7BW-48S15	18-75 VDC	15 VDC	0mA	1330mA	25mA	462mA	90	

NOTE: 1. Nominal Input Voltage 24 , 48 VDC

Specifications

INPUT SPECIFICATIONS:

Input Voltage Range.....24V.....9-36V
 48V.....18-75V
 Under Voltage lockout.....24Vin Power Up.....8.8V Typ.
 24Vin Power Down.....8.0V Typ.
 48Vin Power Up.....17V Typ.
 48Vin Power Down.....16V Typ.
 Positive Logic Remote ON/OFF (see note 3 & 4)
 Input Filter.....Pi Type

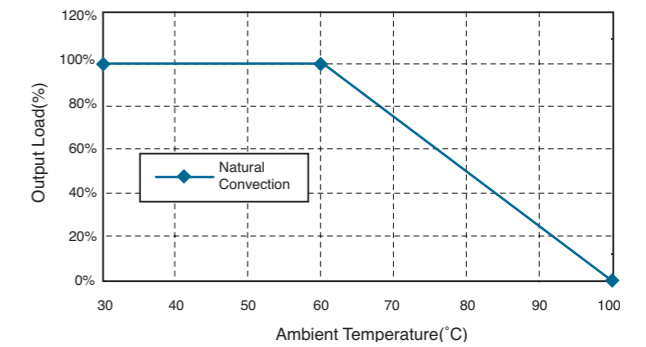
OUTPUT SPECIFICATIONS:

Voltage Accuracy.....±1.5% max.
 Transient Response: 75% - 100% Step Load Change
 Error Band.....±5% Vout Nominal, Recovery Time.....<500us
 Ripple & Noise, 20MHz BW (Measured with 0.1µF MLCC).....75mV pk-pk, max.
 Temperature Coefficient.....±0.03%/°C
 Line Regulation¹.....±0.2% max.
 Load Regulation².....±1.0% max.
 Over Voltage Protection.....Zener or TVS Clamp
 Output Short Circuit Protection.....Continuous
 External Trim Adj. Range.....±10%

GENERAL SPECIFICATIONS:

Efficiency.....See Table
 Isolation Voltage.....Input/Output.....1500VDC max.
 Isolation Resistance.....10⁹ Ohms min.
 Switching Frequency.....350KHz, Typical
 EMI/RFI.....Six Sided Continuous Shield
 Operating Ambient Temperature.....-40°C to +85°C
 De-Rating, Above 60°C.....Linearly to Zero Power at 100°C
 Case Temperature.....100°C max.
 Storage Temperature.....-55°C to + 125°C
 Dimensions.....2.00 x 1.00 x 0.40 inches (50.8 x 25.4 x 10.2mm)
 Case Material.....Black Coated Copper with Non-Conductive Base
 Weight.....35g

EC7BW Series Derating Curve



NOTE:

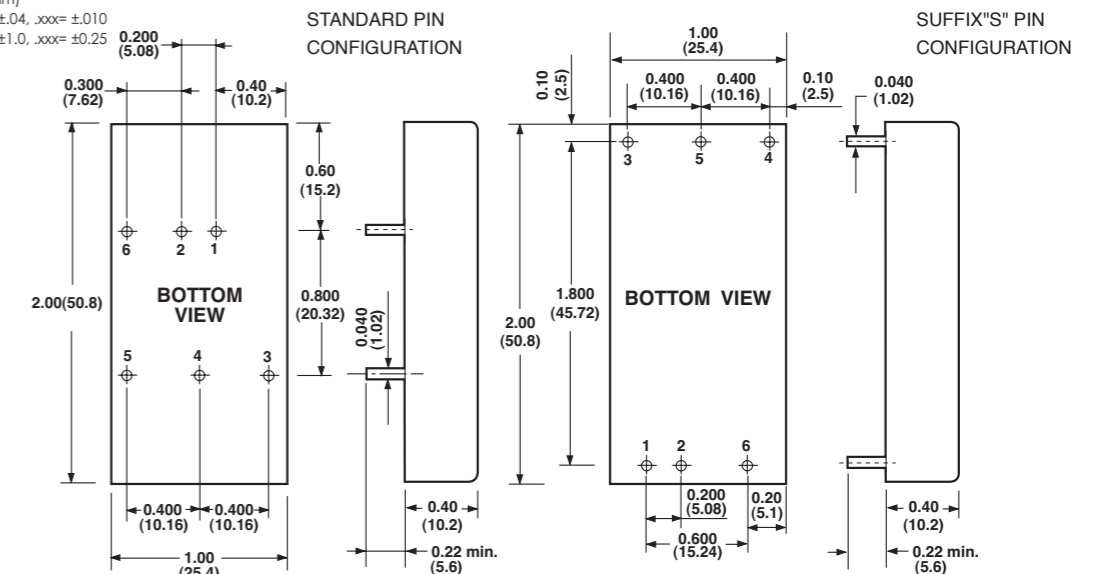
1. Measured From High Line to Low Line
2. Measured From Full Load to 10% Load
3. Logic Compatibility.....CMOS or Open Collector TTL, ref. to - Vin
 Module ON.....>+5.5VDC or Open Circuit
 Module OFF.....<1.2VDC
4. Suffix "N" to the Model Number with Negative Logic Remote ON/OFF
 Module ON.....<1.2VDC
 Module OFF.....>+5.5VDC or Open Circuit
5. Suffix "S" to the Model Number with Alternative Pin Configuration, Single output models only
6. Maximum case temperature under any operating condition should not exceed 100°C

PIN CONNECTION

Pin	Function
1	+V Input
2	-V Input
3	+V Output
4	Trim
5	-V Output
6	Remote ON/OFF

CASE B

All Dimensions In Inches(mm)
 Tolerance Inches: .xx= ±0.04, .xxx= ±0.10
 Millimeters: .xx= ±1.0, .xxx= ±0.25



All Specifications Typical At Nominal Line, Full Load and 25°C Unless Otherwise Noted.