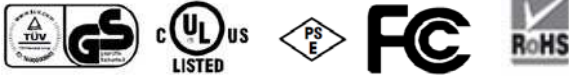




TR36 SERIES 36W SWITCHING ADAPTER




* Not CE certified for the EU"

Features

- * Universal Input Range 90-264VAC
- * Meets EN55022 Class B and CISPR/FCC Class B, Conducted
- * Continuous Short Circuit Protection
- * Leakage Current 0.25mA Max.
- * Over Voltage Protection
- * PSE Mark is Option

Ordering information

TR36AXX-	XX	X	XX
Model No.	DC Plug Type	OVP Option	DC Cable Length and Type
	*Please see Page213 for more detailed descriptions	A: Without OVP Option E: With OVP Option	01: 720mm 02: 1200mm 03: 1800mm 11: 720mm with Ferrite Core 12: 1200mm with Ferrite Core 13: 1800mm with Ferrite Core *18AWG/UL1185



MODEL	OUTPUT VOLTAGE	MIN. LOAD	OUTPUT CURRENT	RIPPLE & NOISE	VOLTAGE REGULATION	LINE REGULATION	LOAD REGULATION	% EFF. (Typ.
TR36A05	5V	0	4.0A	1%	±2%	±1%	±6%	68%
TR36A09	9V	0	3.0A	1%	±2%	±1%	±5%	76%
TR36A12	12V	0	2.5A	1%	±2%	±1%	±5%	78%
TR36A13	13.5V	0	2.4A	1%	±2%	±1%	±5%	80%
TR36A15	15V	0	2.4A	1%	±2%	±1%	±3%	80%
TR36A18	18V	0	2.0A	1%	±2%	±1%	±2%	81%
TR36A24	24V	0	1.5A	1%	±2%	±1%	±2%	81%
TR36A48	48V	0	0.75A	1%	±2%	±1%	±2%	83%

Specifications

INPUT SPECIFICATIONS:

Voltage	90~264Vac
Frequency	50 to 60Hz
Inrush Current	60A max. @240Vac
Leakage Current	0.25mA max.

OUTPUT SPECIFICATIONS:

Holdup Time	8ms typ. @115Vac
Short Circuit Protection	Continuous(Auto Recover)
Over Voltage Protection	TVS Component to Clamp
Temperature Coefficient	±0.05%/°C

GENERAL SPECIFICATIONS:

Isolation	Input to output = 4,242VDC
Operating Temperature	0 ~ 60°C (see derating curve)
Storage Temperature	-20~85°C
Humidity	93% RH max. Non condensing
Cooling	Natural Convection
Switching Frequency	50~70KHz Typical
MTBF	MIL-HDBK-217F, GB, at 25°C/115VAC 200K hrs min.
Altitude	2000m
Dimensions	4.331x1.969x0.787inches(110.00x50.00x20.00mm)
Weight	190g(0.42 Pounds)
AC Inlet	IEC320/C8

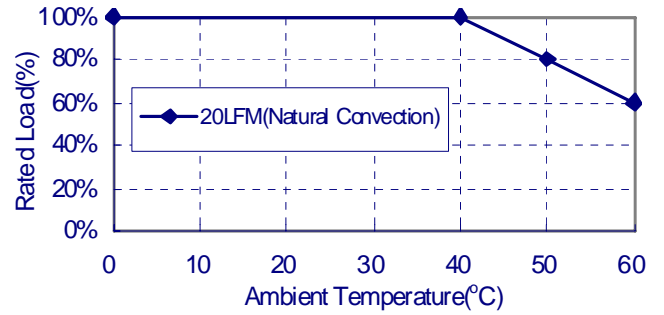
SAFETY AND EMC:

Emission and Immunity	EN55022 Class B, FCC Part 15 Class B EN61000-3-2, EN61000-3-3, EN55024
Safety	IEC60950-1, EN60950-1, UL60950-1

Mechanical Specification

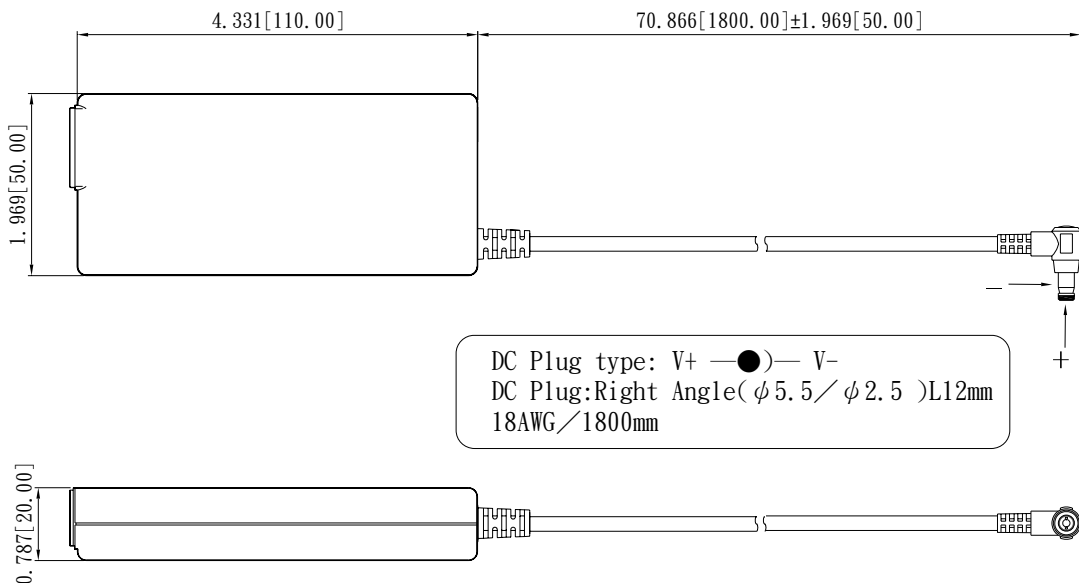
All Dimensions are in inches(mm)
Tolerance: Inches: X.XXX±0.02
Millimeters: X.XX±0.5

TR36 Series Derating Curve



NOTE:

1. Voltage setpoint at 60% load
2. Add a 0.1uF ceramic capacitor and a 10uF E.L. capacitor to output for Ripple & Noise measuring @20MHz BW.
3. Line regulation is measured from 100Vac to 240Vac, full load.
4. Load regulation measured from 60% to 100% full load and from 60% to 20% load (60% +/- 40% full load)
5. "Various TR Series adapters are PSE certified. PSE certification alone is not sufficient for importation into Japan. A valid PSE mark must contain the name of the importer as shown in the example below. If PSE mark is required, the name of the registered importer must be supplied to Cincon on order placement. Product labels will not contain PSE mark if importer name is not supplied. Consult factory or local representative for details"



Typical at 25°C, nominal line and 75% load, unless otherwise Specified