




# TRG15 SERIES 15W SWITCHING ADAPTER



## Features

- \* Universal Input: 90-264Vac
- \* EMI Meets EN55022 Class B and CISPR/FCC Class B
- \* Continuous Short Circuit Protection
- \* Over Voltage Protection
- \* Meet CEC & ErP Level V  
(Output Cable Length  $\leq$  1800mm)



## Ordering information

TR15XX	x	XX	X	XX
Model No.	AC Plug Type	DC Plug Type	OVP Option	DC Cable Length and Type
	A: USA 2 Pin		E: With OVP Option	01: 720mm
	E: Europe 2 Pin			02: 1220mm
	U: British 3 Pin			03: 1800mm
	S: Australia 2 Pin			11: 720mm with Ferrite Core
				12: 1220mm with Ferrite Core
				13: 1800mm with Ferrite Core
				* 18AWG / UL1185

MODEL	OUTPUT VOLTAGE	MAX. LOAD	MIN. LOAD	RIPPLE & NOISE	VOLTAGE ACCURACY	LINE REGULATION	LOAD REGULATION	%EFF. (Typ.)
TRG1505	5V	2.0A	0A	1%	$\pm 2\%$	$\pm 1\%$	$\pm 4\%$	72%
TRG1506	6V	1.5A	0A	1%	$\pm 2\%$	$\pm 1\%$	$\pm 3\%$	76%
TRG1507	7.5V	1.6A	0A	1%	$\pm 2\%$	$\pm 1\%$	$\pm 3\%$	77%
TRG1509	9V	1.4A	0A	1%	$\pm 2\%$	$\pm 1\%$	$\pm 2\%$	77%
TRG1512	12V	1.0A	0A	1%	$\pm 2\%$	$\pm 1\%$	$\pm 2\%$	80%
TRG1512-01	13.6V	1.0A	0A	1%	$\pm 2\%$	$\pm 1\%$	$\pm 2\%$	81%
TRG1515	15V	1.0A	0A	1%	$\pm 2\%$	$\pm 1\%$	$\pm 2\%$	81%
TRG1518	18V	0.83A	0A	1%	$\pm 2\%$	$\pm 1\%$	$\pm 2\%$	83%
TRG1524	24V	0.63A	0A	1%	$\pm 2\%$	$\pm 1\%$	$\pm 2\%$	83%

Specifications are subject to change without notice.

# Specifications

## INPUT SPECIFICATIONS:

Voltage ..... 90~264Vac  
 Frequency ..... 47 to 63Hz  
 Input Current ..... 100Vac/0.5A max.,240Vac/0.25A max.  
 Inrush Current ..... 50A max. @ 240Vac  
 Leakage Current ..... 0.25mA max.

## OUTPUT SPECIFICATIONS:

Holdup Time ..... 10ms typ. @115Vac  
 Short Circuit Protection ..... Hiccup Mode (Auto Recovery)  
 Over Voltage Protection ..... TVS Component to Clamp

## GENERAL SPECIFICATIONS:

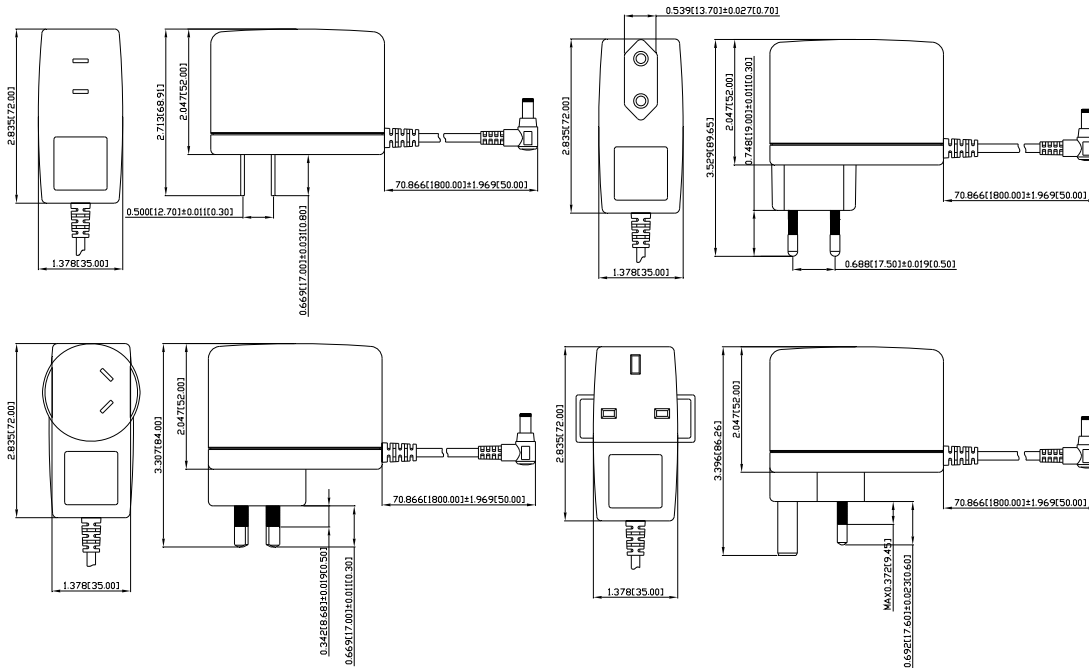
Isolation ..... Input to output = 4,242VDC  
 Operating Temperature ..... 0°C~ 60°C (see derating curve)  
 Storage Temperature ..... -20~85°C  
 Humidity ..... 93% RH max. Non condensing  
 Cooling ..... Natural Convection  
 Switching Frequency ..... 87KHz Typical  
 MTBF ..... MIL-HDBK-217F, GB, at 25°C/115VAC ..... 200K hrs min.  
 Altitude ..... 2000m  
 Dimensions ..... 2.835x2.047x1.378Inches (72.00x52.00x35.00mm)  
 Weight ..... 140g(0.31 Pounds)

## SAFETY AND EMC:

Emission and Immunity ..... EN55022 Class B, FCC Part 15 Class B  
 EN61000-6-3, EN61000-3-2, EN61000-3-3  
 EN55024, EN61204-3, EN61000-6-1  
 Safety ..... IEC60950-01, EN60950-1, UL60950-1

## Mechanical Specification

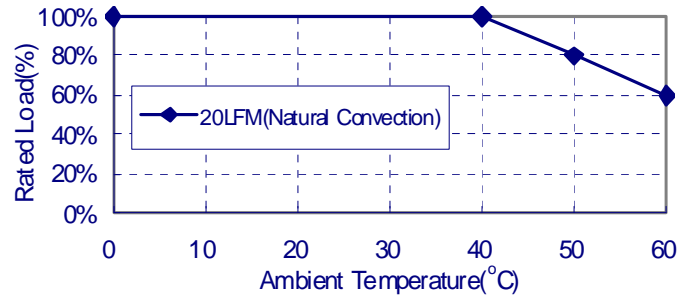
All Dimensions are in inches(mm)  
 Tolerance: Inches:X.XXX±0.02  
 Millimeters:X.XX±0.5



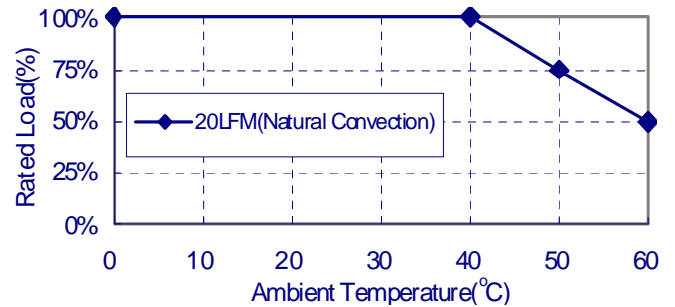
Typical at 25°C, nominal line and 75% load, unless otherwise Specified

# TRG15R Series Derating Curve

TRG1505, 1506, 1507, 1509, 1512, 1512-01



TRG1515, 1518, 1524



## NOTE:

1. Voltage setpoint at 60% full load
2. Add a 0.1uF ceramic capacitor and a 10uF E.L. capacitor to output for Ripple & Noise measuring @20MHz BW.
3. Line regulation is measured from 100Vac to 240Vac with full load.
4. Load regulation is measured from 60% to 100% full load and from 60% to 20% load (60% +/- 40% load)