



Coaxial Cable

086 Model Series

50Ω DC to 18 GHz

The Big Deal

- Hand Formable
- Tight Bend Radius
- Excellent Return Loss and Insertion Loss



CASE STYLE: KP1505-XX

XX= cable length in inches

Product Overview

The 086 Series Hand-Flex Coaxial Cables are ideal for interconnection of coaxial components or sub-systems. The construction includes a silver-plated copper-clad steel center conductor which maintains the shape after bending. The outer shield is copper braid, tin soaked, which minimizes signal leakage and at the same time flexible for easy bend. Dielectric is low loss PTFE. Connectors have passivated stainless-steel coupling nut over a gold plated connector body and gold plated, brass center conductor.

Key Fea-

| Feature | Advantages |
|---|--|
| Hand-Formable RF Cables | The 086 Series Hand-Flex cables are hand formable making them ideal for use integrating coaxial components and sub-assemblies without the need for special cable-bending tools and alleviating the risk of damage during the bending process typical of semi-rigid coaxial cable assemblies. |
| Tight Bend Radius | Capable of only 6mm bend radius, the 086 Hand Flex series is able to make connections in tight spaces making these cables ideal for dense system integration |
| Excellent Return loss | Supporting typical return loss of 33 dB to 6 GHz and 21 dB to 18 GHz, the 086 Series Hand-Flex Cables are ideally suited for interconnecting a wide variety of RF components while minimizing VSWR ripple contribution due to mating cables & connectors. |
| Good Power Handling Capability: • 211W at 0.5 GHz • 35W at 18 GHz | Mini-Circuits 086 Cable series can support medium to high RF power levels enabling these cables to be used in the transmit path. NOTE: power rating is at sea-level altitudes. |
| Built in Anti-torque nut | Mini-Circuits 086 Series Hand Flex cables include an anti-torque feature to support the connector body during installation alleviating risk of stress to the connector/cable interface. |
| Jacketed and Unjacketed options | Standard 086 Series cables include a blue FEP insulator jacket reducing the risk of accidental shorting of DC power lines or active pins during installation and operation. Un-jacketed versions are available upon request. |

Notes

- A. Performance and quality attributes and conditions not expressly stated in this specification document are intended to be excluded and do not form a part of this specification document.
 B. Electrical specifications and performance data contained in this specification document are based on Mini-Circuit's applicable established test performance criteria and measurement instructions.
 C. The parts covered by this specification document are subject to Mini-Circuits standard limited warranty and terms and conditions (collectively, "Standard Terms"); Purchasers of this part are entitled to the rights and benefits contained therein. For a full statement of the Standard Terms and the exclusive rights and remedies thereunder, please visit Mini-Circuits' website at www.minicircuits.com/MCLStore/terms.jsp





Coaxial Cable

086-36SM+

50Ω 36 inch DC to 18 GHz

Maximum Ratings

| | | | |
|-----------------------------------|-----------------|---------------|---------------|
| Operating Temperature | -55°C to 105°C | | |
| Storage Temperature | -55°C to 105°C | | |
| Power Handling at 25°C, Sea Level | 211W at 0.5 GHz | 150W at 1 GHz | 104W at 2 GHz |
| | 59W at 6 GHz | 45W at 10 GHz | 35W at 18 GHz |

Permanent damage may occur if any of these limits are exceeded.

Features

- Wideband frequency coverage, DC to 18 GHz
- Low Loss, 3.3 dB at 18 GHz
- Excellent Return Loss, 19 dB at 18 GHz
- Hand formable to almost any custom shape without special bending tools
- 6mm bend radius for tight installations
- Anti-torque nut prevents cable stress during installation
- Insulated outer jacket standard¹
- Connector interface, meets MIL-STD-348

Applications

- Replacement for custom bent 0.086" semi-rigid cables
- Communication receivers and transmitters
- Military and aerospace system
- Environmental and test chambers



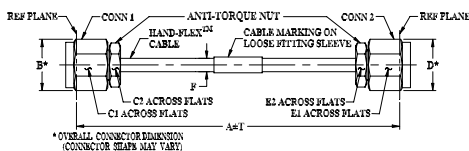
CASE STYLE: KP1505-36

| Connectors | Model | Price | Qty. |
|------------|-----------|-------------|-------|
| SMA-Male | 086-36SM+ | \$15.95 ea. | (1-9) |

+RoHS Compliant

The +Suffix identifies RoHS Compliance. See our web site for RoHS Compliance methodologies and qualifications

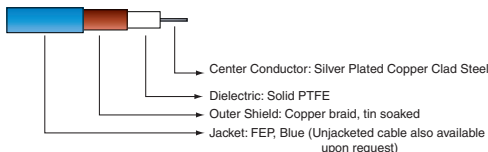
Outline Drawing



Outline Dimensions (inch/mm)

| A | B | C1 | C2 | D |
|--------|------|------|------|-------|
| 36.0 | .36 | .313 | .250 | .36 |
| 914.40 | 9.14 | 7.95 | 6.35 | 9.14 |
| E1 | E2 | F | T | wt |
| .313 | .250 | .108 | 0.2 | grams |
| 7.95 | 6.35 | 2.74 | 5.08 | 21.65 |

Cable Construction



Connectors: Coupling Nut: Stainless Steel Passivated
Body: Stainless Steel Gold Plated
Center Pin: Brass, Gold Plated

Typical Bending Capability



Electrical Specifications at 25°C

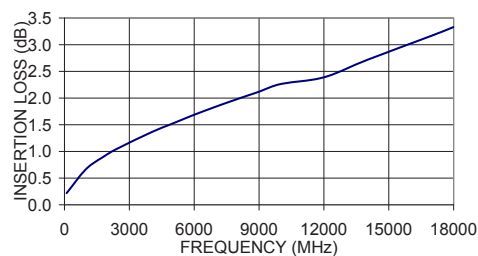
| Parameter | Condition (GHz) | Min. | Typ. | Max. | Unit |
|---------------------|-----------------|------|------|------|--------|
| Frequency Range | | DC | | 18 | GHz |
| Length ¹ | | | 36 | | inches |
| Insertion Loss | DC-2 | — | 0.62 | 1.10 | dB |
| | 2-6 | — | 1.11 | 1.97 | |
| | 6-10 | — | 1.79 | 2.67 | |
| | 10-18 | — | 2.44 | 3.72 | |
| Return Loss | DC-2 | 23 | 41 | — | dB |
| | 2-6 | 23 | 42 | — | |
| | 6-10 | 17 | 35 | — | |
| | 10-18 | 16 | 29 | — | |

1. Custom sizes available, consult factory.

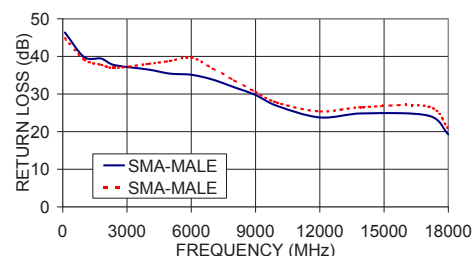
Typical Performance Data

| Frequency (MHz) | Insertion Loss (dB) | Return Loss (dB) | |
|-----------------|---------------------|------------------|----------|
| | | SMA-Male | SMA-Male |
| 100 | 0.22 | 46.4 | 44.8 |
| 1000 | 0.67 | 39.8 | 39.2 |
| 1800 | 0.90 | 39.4 | 37.8 |
| 2404 | 1.04 | 37.7 | 36.9 |
| 4001 | 1.36 | 36.5 | 38.0 |
| 5000 | 1.52 | 35.4 | 38.8 |
| 6000 | 1.69 | 35.1 | 39.7 |
| 7001 | 1.84 | 33.8 | 36.8 |
| 8001 | 1.98 | 31.8 | 33.7 |
| 9000 | 2.12 | 29.8 | 30.5 |
| 10000 | 2.26 | 26.9 | 27.7 |
| 12001 | 2.39 | 23.8 | 25.4 |
| 14001 | 2.71 | 24.9 | 26.5 |
| 17069 | 3.18 | 24.2 | 26.7 |
| 18000 | 3.33 | 19.3 | 20.8 |

086-36SM+ INSERTION LOSS



086-36SM+ RETURN LOSS



Notes

- Performance and quality attributes and conditions not expressly stated in this specification document are intended to be excluded and do not form a part of this specification document.
- Electrical specifications and performance data contained in this specification document are based on Mini-Circuit's applicable established test performance criteria and measurement instructions.
- The parts covered by this specification document are subject to Mini-Circuits standard limited warranty and terms and conditions (collectively, "Standard Terms"); Purchasers of this part are entitled to the rights and benefits contained therein. For a full statement of the Standard Terms and the exclusive rights and remedies thereunder, please visit Mini-Circuits' website at www.minicircuits.com/WCLStore/terms.jsp

Rev. OR
M141705
086-36SM+
RS/CP/AM
131023

