

High Power Bi-Directional Coupler

BDCN-7-25+

50Ω 7dB Coupling 824 to 2525 MHz



CASE STYLE: FV1206-1
 PRICE: \$2.99 ea. QTY (20)
 \$2.11 ea. QTY (1000)

+RoHS Compliant
 The +Suffix identifies RoHS Compliance. See our web site for RoHS Compliance methodologies and qualifications

Available Tape and Reel at no extra cost
 Reel Size Devices/Reel
 7" 20, 50, 100, 200, 500, 1000, 3000

Maximum Ratings

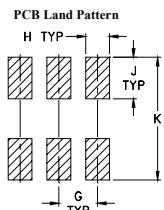
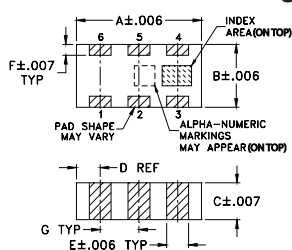
Operating Temperature	-55°C to 100°C
Storage Temperature	-55°C to 100°C

Permanent damage may occur if any of these limits are exceeded.

Pin Connections

INPUT	1
OUTPUT	4
COUPLED (forward)	6
COUPLED (reverse)	3
GROUND	2,5

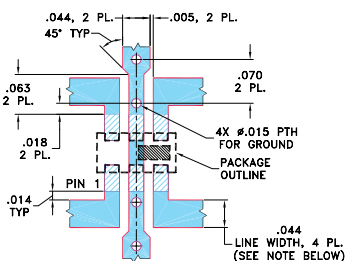
Outline Drawing



Outline Dimensions (inch/mm)

A	B	C	D	E	F	G	H	J	K	wt
.126	.063	.035	.024	.022	.011	.039	.024	.042	.123	grams
3.20	1.60	0.89	0.61	0.56	0.28	0.99	0.61	1.07	3.12	.020

Demo Board MCL P/N: TB-255+ Suggested PCB Layout (PL-131)



- NOTES: 1. TRACE WIDTH IS SHOWN FOR ROGERS R04350B WITH DIELECTRIC THICKNESS 0.020" ± 0.0015"; COPPER: 1/2 OZ. EACH SIDE. FOR OTHER MATERIALS TRACE WIDTH MAY NEED TO BE MODIFIED.
 2. BOTTOM SIDE OF THE PCB IS CONTINUOUS GROUND PLANE.
 ■ DENOTES PCB COPPER LAYOUT WITH SMOBC (SOLDER MASK OVER BARE COPPER)
 ■ DENOTES COPPER LAND PATTERN FREE OF SOLDER MASK

Features

- four-port coupler
- wideband, 824 to 2525 MHz
- excellent VSWR, 1.15:1 typ., all ports
- ultra small size, hermetically sealed
- minimal variation with temperature

Applications

- UMTS
- PCS
- GPS
- TDMA
- CDMA
- ISM
- DCS

Electrical Specifications

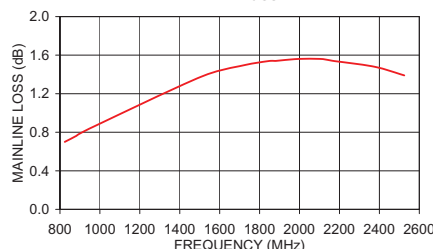
FREQUENCY (MHz)	COUPLING (dB)		MAINLINE LOSS ¹ (dB)		DIRECTIVITY (dB)		VSWR (:1)	POWER INPUT ² (W)	
	Nom.	Max. Flatness	Typ.	Max.	Typ.	Min.		Typ.	Max.
f_1 - f_2									
824-2525	8.2±1.9	±2.0	1.3	2.0	20	11	1.15	15	15
824-894	10.0±0.4	±0.3	0.8	1.1	16	11	1.15	15	15
880-960	9.3±0.5	±0.3	0.8	1.2	16	11	1.15	15	15
1710-1880	6.5±0.3	±0.3	1.5	2.0	19	14	1.15	15	15
1850-1990	6.4±0.3	±0.3	1.5	2.0	20	15	1.15	15	15
2110-2170	6.4±0.3	±0.3	1.5	2.0	22	16	1.15	15	15
2375-2525	6.8±0.4	±0.4	1.5	2.0	20	14	1.15	15	15

1. Includes theoretical power loss of 0.7 dB at 8.2 dB coupling.
 2. Derate linearly 8W at 100°C

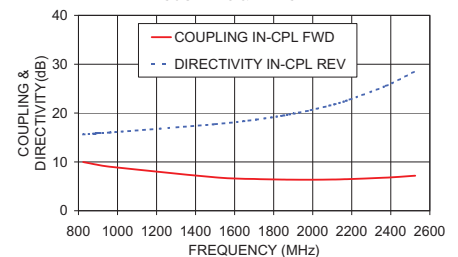
Typical Performance Data

Frequency (MHz)	Mainline Loss (dB)		Coupling (dB)		Directivity (dB)		Return Loss (dB)		
	In-Out	In-Cpl Fwd	Out-Cpl Rev	Out-Cpl Fwd	In-Cpl Rev	In	Out	Cpl Fwd	Cpl Rev
824.00	0.70	9.97	9.96	15.42	15.63	27.97	27.68	37.99	38.65
880.00	0.76	9.54	9.54	15.56	15.79	27.50	27.47	37.28	37.67
894.00	0.78	9.44	9.45	15.60	15.82	27.38	27.36	37.12	37.46
960.00	0.85	9.01	9.01	15.76	16.01	26.82	26.74	36.23	36.08
1500.00	1.37	6.84	6.87	17.09	17.72	25.45	25.19	35.88	31.13
1710.00	1.49	6.49	6.52	17.84	18.66	25.62	25.57	37.59	30.76
1850.00	1.54	6.38	6.40	18.54	19.50	25.85	26.01	38.24	30.27
1880.00	1.54	6.37	6.39	18.72	19.72	25.95	26.25	38.47	30.25
1990.00	1.56	6.35	6.37	19.46	20.58	26.13	26.63	38.48	29.80
2110.00	1.56	6.40	6.43	20.50	21.78	26.94	27.90	37.15	29.26
2170.00	1.54	6.46	6.48	21.11	22.48	27.25	28.19	36.84	29.11
2375.00	1.48	6.78	6.80	23.75	25.56	29.26	30.33	34.19	28.53
2525.00	1.39	7.17	7.19	26.28	28.54	31.83	32.84	32.37	28.22

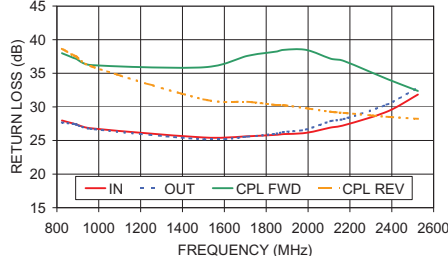
BDCN-7-25+ MAINLINE LOSS



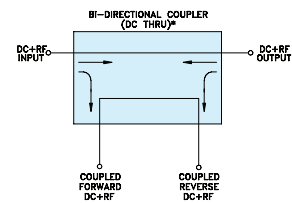
BDCN-7-25+ COUPLING & DIRECTIVITY



BDCN-7-25+ RETURN LOSS



Electrical Schematic



* ELECTRICAL SCHEMATIC IS FOR BI-DIRECTIONAL COUPLER WITHOUT INTERNAL TRANSFORMERS AND RESISTORS.

Ity attributes and conditions not expressly stated in this specification document are intended to be excluded and do not form a part of this specification document.

1. Electrical specifications and performance data contained in this specification document are based on Mini-Circuit's applicable established test performance criteria and measurement instructions.
 2. The parts covered by this specification document are subject to Mini-Circuits standard limited warranty and terms and conditions (collectively, "Standard Terms"); Purchasers of this part are entitled to the rights and benefits contained therein. For a full statement of the Standard Terms and the exclusive rights and remedies thereunder, please visit Mini-Circuits' website at www.minicircuits.com/MCLStore/terms.jsp



www.minicircuits.com P.O. Box 35166, Brooklyn, NY 11235-0003 (718) 934-4500 sales@minicircuits.com

REV. B
 M123210
 EDR-8041/1
 BDCN-7-25+
 AD/CP/AM
 130226