

Coaxial

Low Pass Filter

VLF-45+

50Ω

DC to 45 MHz

The Big Deal

- Low Insertion Loss (1.2 dB typical)
- Good close-in rejection
- Versatile small size, coaxial, 1.43" length



CASE STYLE: FF704

Product Overview

The VLF-45+ Low Pass Filter is constructed using internal LTCC Low Pass Filter structure to achieve repeatable performance. The Pass Band frequency range DC-45 MHz is ideal for rejecting down converted harmonics of base band signals. Built using Mini-Circuits proven unibody construction which integrates the RF connectors with the case body, the VLF-45+ takes very little space and meets rugged field and test lab and system environment.

Key Features

Feature	Advantages
High Rejection	Achieving 50dB rejection at 180 MHz; The VLF-45 is ideal for test setups.
Compact Versatile Case (1.43"x0.41")	Enables use in a variety of applications including space constrained connectorized systems. Connectors: SMA Female (1), SMA Male (1)
Rugged Unibody Construction	Mini-Circuits Unibody construction allows survivability in critical applications including militarized or industrial systems.



For detailed performance specs
& shopping online see web site

P.O. Box 350166, Brooklyn, New York 11235-0003 (718) 934-4500 Fax (718) 332-4661 The Design Engineers Search Engine  Provides ACTUAL Data Instantly at minicircuits.com

IF/RF MICROWAVE COMPONENTS

Notes: 1. Performance and quality attributes and conditions not expressly stated in this specification sheet are intended to be excluded and do not form a part of this specification sheet. 2. Electrical specifications and performance data contained herein are based on Mini-Circuit's applicable established test performance criteria and measurement instructions. 3. The parts covered by this specification sheet are subject to Mini-Circuits standard limited warranty and terms and conditions (collectively, "Standard Terms"); Purchasers of this part are entitled to the rights and benefits contained therein. For a full statement of the Standard Terms and the exclusive rights and remedies thereunder, please visit Mini-Circuits' website at www.minicircuits.com/MCLStore/terms.jsp.

Coaxial Low Pass Filter

VLF-45+

50Ω *DC to 45 MHz



CASE STYLE: FF704

Connectors	Model	Price	Qty.
SMA	VLF-45+	\$23.95 ea.	(1-9)

+RoHS Compliant

The +Suffix identifies RoHS Compliance. See our web site for RoHS Compliance methodologies and qualifications

Maximum Ratings

Operating Temperature	-55°C to 100°C
Storage Temperature	-55°C to 100°C
RF Power Input*	8.5W max. at 25°C

* Passband rating, derate linearly to 3.5W at 100°C ambient. Permanent damage may occur if any of these limits are exceeded.

Features

- rugged uni-body construction, small size
- 7 sections
- excellent power handling, 8.5W
- temperature stable
- low cost
- protected by U.S. Patent 6,943,646

Applications

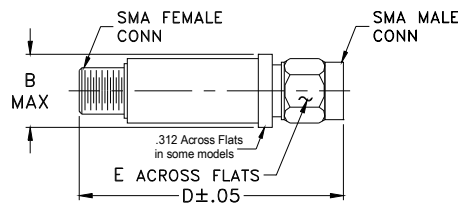
- harmonic rejection
- transmitters/receivers
- lab use

Electrical Specifications at 25°C

Parameter	F#	Frequency (MHz)	Min.	Typ.	Max.	Unit	
Pass Band	Insertion Loss	DC-F1	*DC-45	—	1.0	1.2	dB
	Freq. Cut-Off	F2	77	—	3.0	—	dB
	VSWR	DC-F1	*DC-45	—	1.2	1.3	:1
Stop Band	Rejection Loss	F3	120	20	27	—	dB
		F4-F5	150-910	—	33	—	dB
	VSWR	F6	1000	—	20	—	dB
		F3-F6	120-1000	—	18	—	:1

* Not for use with DC voltage at input and output ports

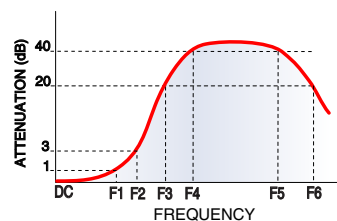
Outline Drawing



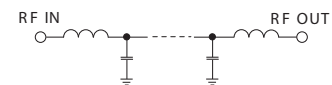
Outline Dimensions (inch/mm)

B	D	E	wt
.410	1.43	.312	grams
10.41	36.32	7.92	10.0

Typical Frequency Response

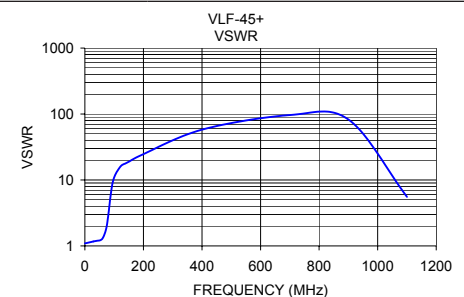
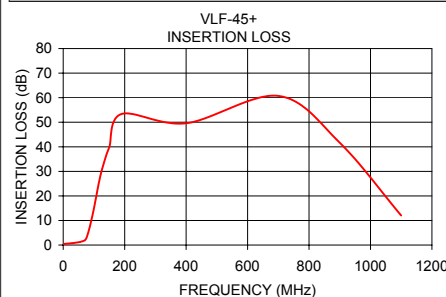


Electrical Schematic



Typical Performance Data at 25°C

Frequency (MHz)	Insertion Loss (dB)	VSWR (:1)
0.30	0.42	1.09
29.00	0.74	1.17
37.00	0.89	1.19
40.00	0.95	1.19
60.00	1.43	1.29
75.00	2.66	2.03
95.00	11.96	9.18
120.00	27.64	15.67
140.00	36.43	17.93
150.00	39.88	18.90
190.00	53.36	23.49
400.00	49.60	57.91
700.00	60.72	96.51
900.00	41.65	82.73
1100.00	12.04	5.54



Mini-Circuits®
 ISO 9001 ISO 14001 AS 9100 CERTIFIED
 The Design Engineers Search Engine Provides ACTUAL Data Instantly at minicircuits.com
 I/F/R/MICROWAVE COMPONENTS

For detailed performance specs & shopping online see web site

P.O. Box 350166, Brooklyn, New York 11235-0003 (718) 934-4500 Fax (718) 332-4661

Notes: 1. Performance and quality attributes and conditions not expressly stated in this specification sheet are intended to be excluded and do not form a part of this specification sheet. 2. Electrical specifications and performance data contained herein are based on Mini-Circuit's applicable established test performance criteria and measurement instructions. 3. The parts covered by this specification sheet are subject to Mini-Circuits standard limited warranty and terms and conditions (collectively, "Standard Terms"); Purchasers of this part are entitled to the rights and benefits contained therein. For a full statement of the Standard Terms and the exclusive rights and remedies thereunder, please visit Mini-Circuits' website at www.minicircuits.com/MCLStore/terms.jsp.

REV. OR
 M127146
 VLF-45+
 ED-13423A/1
 RVN/AD/CP/AM
 110314