

# Coaxial High Pass Filter

## NHP-1000+

50Ω 1000 to 3000 MHz

### Maximum Ratings

Operating Temperature	-55°C to 100°C
Storage Temperature	-55°C to 100°C
RF Power Input	0.5W max.

Permanent damage may occur if any of these limits are exceeded.

### Features

- rugged shielded case
- other standard and custom NHP models available with wide selection of fco

### Applications

- lab use
- transmitters/receivers
- radio communications



CASE STYLE: FF57

Connectors	Model	Price	Qty.
N-Type	NHP-1000+	\$39.95 ea.	(1-9)

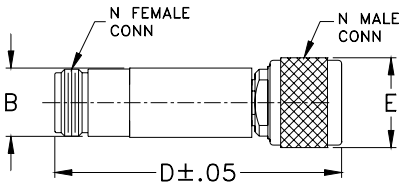
**+ RoHS compliant in accordance with EU Directive (2002/95/EC)**

The +Suffix has been added in order to identify RoHS Compliance. See our web site for RoHS Compliance methodologies and qualifications.

### High Pass Filter Electrical Specifications

STOPBAND (MHz)		fco (MHz) Nom.	PASSBAND (MHz)	VSWR (:1)	
(loss > 40 dB)	(loss > 20 dB)	(loss 3 dB)	(loss < 1 dB)	Stopband Typ.	Passband Typ.
DC-550	550-720	900	1000-3000	17	1.9

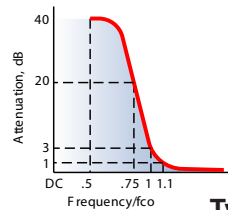
### Outline Drawing



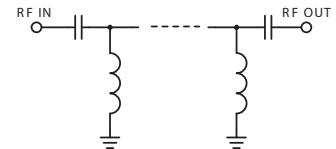
### Outline Dimensions (inch/mm)

B	D	E	wt
.67	2.90	.82	grams
17.02	73.66	20.83	90.0

### typical frequency response

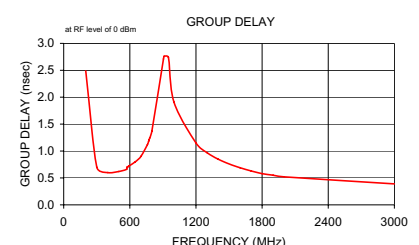
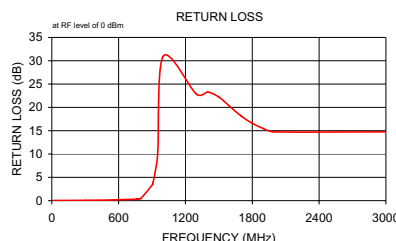
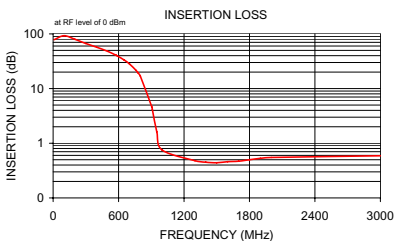


### electrical schematic



### Typical Performance Data

Frequency (MHz)	Insertion Loss (dB)	Return Loss (dB)	Frequency (MHz)	Group Delay (nsec)
	$\bar{x}$			
10.00	78.36	9.58	200.00	2.49
100.00	92.78	5.61	300.00	0.70
200.00	79.46	0.24	400.00	0.60
300.00	66.75	0.59	500.00	0.62
400.00	57.09	0.36	570.00	0.66
500.00	47.95	0.34	575.00	0.70
570.00	41.39	0.36	580.00	0.71
575.00	40.90	0.36	585.00	0.71
580.00	40.42	0.36	590.00	0.72
590.00	39.42	0.35	650.00	0.80
650.00	33.45	0.38	700.00	0.90
700.00	28.16	0.40	760.00	1.12
760.00	21.52	0.44	770.00	1.18
770.00	20.37	0.44	775.00	1.21
775.00	19.78	0.45	780.00	1.24
780.00	19.20	0.45	800.00	1.37
800.00	16.84	0.47	905.00	2.71
905.00	4.61	0.38	910.00	2.76
910.00	4.15	0.35	950.00	2.74
950.00	1.62	0.14	1000.00	1.91
1000.00	0.75	0.01	1200.00	1.15
1300.00	0.48	0.01	1300.00	0.97
1400.00	0.45	0.01	1400.00	0.85
1500.00	0.44	0.01	1500.00	0.76
1600.00	0.46	0.02	1600.00	0.69
1700.00	0.47	0.02	1700.00	0.63
1800.00	0.50	0.02	1800.00	0.58
1900.00	0.53	0.02	1900.00	0.55
2000.00	0.55	0.03	2000.00	0.52
3000.00	0.59	0.03	3000.00	0.39



P.O. Box 350166, Brooklyn, New York 11235-0003 (718) 934-4500 Fax (718) 332-4661 The Design Engineers Search Engine Provides ACTUAL Data Instantly at [minicircuits.com](http://minicircuits.com)

IF/RF MICROWAVE COMPONENTS

For detailed performance specs & shopping online see web site

Notes: 1. Performance and quality attributes and conditions not expressly stated in this specification sheet are intended to be excluded and do not form a part of this specification sheet. 2. Electrical specifications and performance data contained herein are based on Mini-Circuit's applicable established test performance criteria and measurement instructions. 3. The parts covered by this specification sheet are subject to Mini-Circuits standard limited warranty and terms and conditions (collectively, "Standard Terms"); Purchasers of this part are entitled to the rights and benefits contained therein. For a full statement of the Standard Terms and the exclusive rights and remedies thereunder, please visit Mini-Circuits' website at [www.minicircuits.com/MCLStore/terms.jsp](http://www.minicircuits.com/MCLStore/terms.jsp).

REV. C  
M108294  
NHP-1000+  
090820