

# Surface Mount Power Splitter/Combiner

## LRPS-3-850+ LRPS-3-850

3 Way-0° 50Ω 500 to 850 MHz



CASE STYLE: QQQ130  
PRICE: \$16.95 ea. QTY. (1-9)

+ RoHS compliant in accordance  
with EU Directive (2002/95/EC)

The +Suffix identifies RoHS Compliance. See our web site  
for RoHS Compliance methodologies and qualifications.

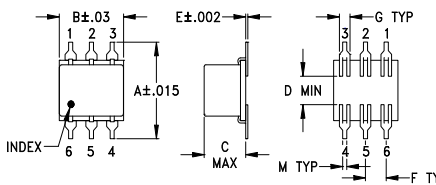
### Maximum Ratings

Operating Temperature	-40°C to 85°C
Storage Temperature	-55°C to 100°C
Power Input (as a splitter)	1W max.
Internal Dissipation	0.375W max.
Permanent damage may occur if any of these limits are exceeded.	

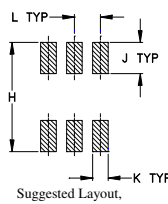
### Pin Connections

SUM PORT	6
PORT 1	1
PORT 2	3
PORT 3	4
GROUND	2,5

### Outline Drawing



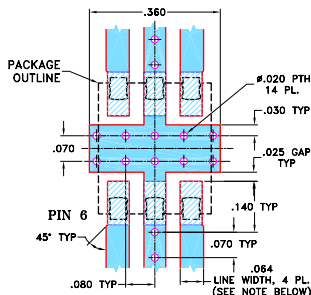
### PCB Land Pattern



### Outline Dimensions (inch/mm)

A	B	C	D	E	F	G
.400	.31	.200	.10	.010	.100	.050
10.16	7.87	5.08	2.54	0.25	2.54	1.27
H	J	K	L	M		wt
.420	.120	.060	.100	.020		grams
10.67	3.05	1.52	2.54	0.51		0.55

### Demo Board MCL P/N: TB-226 Suggested PCB Layout (PL-140)



NOTE: 1. TRACE WIDTH IS SHOWN FOR ROGERS RO4350B WITH DIELECTRIC THICKNESS .030" ± .002". COPPER: 1/2 OZ. EACH SIDE. FOR OTHER MATERIALS TRACE WIDTH MAY NEED TO BE MODIFIED.  
2. BOTTOM SIDE OF THE PCB IS CONTINUOUS GROUND PLANE.  
■ DENOTES PCB COPPER LAYOUT WITH SMOBC (SOLDER MASK OVER BARE COPPER)  
■ DENOTES COPPER LAND PATTERN FREE OF SOLDER MASK

### Features

- low insertion loss, 0.7 dB typ.
- good isolation, 23 dB typ.
- aqueous washable
- J-leads for strain relief & excellent solderability

### Applications

- UHF
- communication systems

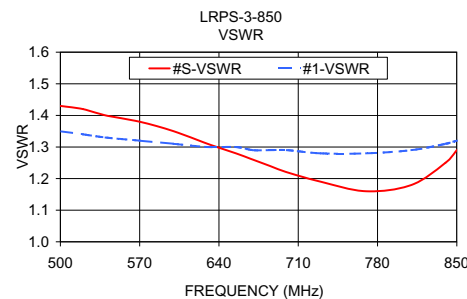
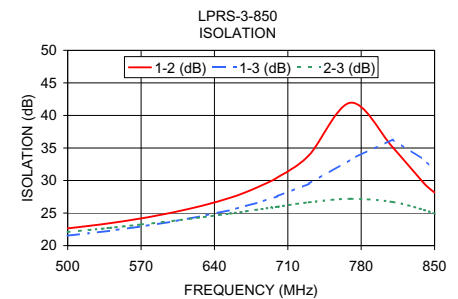
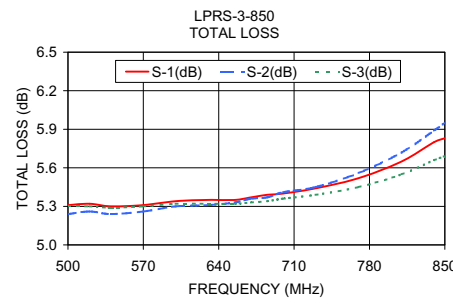
### Electrical Specifications

FREQ. RANGE (MHz)	ISOLATION (dB)		INSERTION LOSS (dB) ABOVE 4.8 dB		PHASE UNBALANCE (Degrees)	AMPLITUDE UNBALANCE (dB)
	Typ.	Min.	Typ.	Max.	Max.	Max.
$f_c - f_u$						
500-850	23	16	0.7	1.6	8	0.9

### Typical Performance Data

Freq. (MHz)	Total Loss <sup>1</sup> (dB)			Amp. Unbal. (dB)	Isolation (dB)			Phase Unbal. (deg.)	VSWR S	VSWR 1	VSWR 2	VSWR 3
	S-1	S-2	S-3		1-2	1-3	2-3					
500.00	5.31	5.24	5.30	0.08	22.65	21.54	22.09	0.35	1.43	1.35	1.30	1.35
520.00	5.32	5.26	5.30	0.07	23.03	21.90	22.41	0.29	1.42	1.34	1.29	1.34
540.00	5.30	5.24	5.29	0.06	23.44	22.28	22.73	0.40	1.40	1.33	1.28	1.32
570.00	5.31	5.26	5.30	0.05	24.18	22.94	23.24	0.45	1.38	1.32	1.27	1.31
600.00	5.34	5.30	5.32	0.05	25.09	23.70	23.79	0.54	1.35	1.31	1.26	1.29
630.00	5.35	5.31	5.32	0.03	26.20	24.60	24.38	0.69	1.31	1.30	1.25	1.27
655.00	5.35	5.33	5.32	0.03	27.35	25.46	24.93	0.79	1.28	1.30	1.24	1.26
670.00	5.37	5.36	5.33	0.04	28.21	26.08	25.26	0.88	1.26	1.29	1.24	1.25
685.00	5.39	5.37	5.34	0.05	29.25	26.76	25.62	0.99	1.24	1.29	1.23	1.25
700.00	5.40	5.41	5.36	0.05	30.46	27.58	25.97	1.10	1.22	1.29	1.23	1.24
730.00	5.44	5.45	5.39	0.06	33.85	29.49	26.65	1.39	1.19	1.28	1.23	1.23
770.00	5.52	5.56	5.45	0.11	41.96	33.24	27.20	1.76	1.16	1.28	1.23	1.21
810.00	5.65	5.72	5.55	0.17	35.11	36.31	26.71	2.31	1.18	1.29	1.24	1.20
840.00	5.80	5.89	5.66	0.23	29.55	33.17	25.47	2.69	1.25	1.31	1.26	1.20
850.00	5.83	5.95	5.69	0.25	28.14	31.70	24.92	2.83	1.29	1.32	1.27	1.20

1. Total Loss = Insertion Loss + 4.8dB splitter loss.



### electrical schematic



**Mini-Circuits**  
ISO 9001 ISO 14001 AS 9100 CERTIFIED  
IFIRF MICROWAVE COMPONENTS

For detailed performance specs  
& shopping online see web site

P.O. Box 350166, Brooklyn, New York 11235-0003 (718) 934-4500 Fax (718) 332-4661 The Design Engineers Search Engine Provides ACTUAL Data Instantly at [minicircuits.com](http://minicircuits.com)

Notes: 1. Performance and quality attributes and conditions not expressly stated in this specification sheet are intended to be excluded and do not form a part of this specification sheet. 2. Electrical specifications and performance data contained herein are based on Mini-Circuit's applicable established test performance criteria and measurement instructions. 3. The parts covered by this specification sheet are subject to Mini-Circuits standard limited warranty and terms and conditions (collectively, "Standard Terms"); Purchasers of this part are entitled to the rights and benefits contained therein. For a full statement of the Standard Terms and the exclusive rights and remedies thereunder, please visit Mini-Circuits' website at [www.minicircuits.com/MCLStore/terms.jsp](http://www.minicircuits.com/MCLStore/terms.jsp).

REV. A  
M127604  
LRPS-3-850  
DJ/TD/CP/AM  
100616