

Surface Mount

# Power Splitter/Combiner

## SCA-3-11+

3 Way-0° 50Ω 100 to 940 MHz



CASE STYLE: DZ943  
PRICE: \$5.95 ea. QTY. (10)

**+RoHS Compliant**  
The +Suffix identifies RoHS Compliance. See our web site for RoHS Compliance methodologies and qualifications

Available Tape and Reel at no extra cost

Reel Size	Devices/Reel
7"	10, 20, 50, 100, 200
13"	500, 1000

### Maximum Ratings

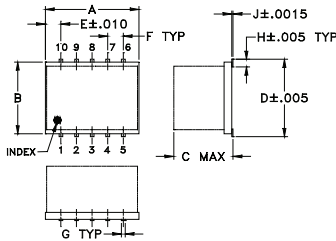
Operating Temperature	-45°C to 85°C
Storage Temperature	-55°C to 100°C
Power Input (as a splitter)	0.5W max.
Internal Dissipation	0.25W max.

Permanent damage may occur if any of these limits are exceeded.

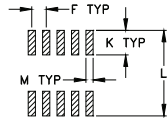
### Pin Connections

SUM PORT	3
PORT 1	6
PORT 2	8
PORT 3	10
GROUND	1,2,4,5,7,9

### Outline Drawing



### PCB Land Pattern

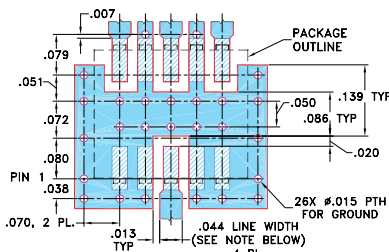


### Suggested Layout

### Outline Dimensions (inch/mm)

A	B	C	D	E	F	G
.30	.250	.190	.266	.050	.050	.012
7.62	6.35	4.83	6.76	1.27	1.27	0.30
H	J	K	L	M		wt
.029	.004	.085	.296	.030		grams
0.74	0.10	2.16	7.52	0.76		0.5

### Demo Board MCL P/N: TB-246 Suggested PCB Layout (PL-144)



NOTE: 1. TRACE WIDTH IS SHOWN FOR ROGERS RO4350B WITH DIELECTRIC THICKNESS 0.020" ± 0.0015"; COPPER: 1/2 OZ. EACH SIDE. FOR OTHER MATERIALS TRACE WIDTH MAY NEED TO BE MODIFIED.  
2. BOTTOM SIDE OF THE PCB IS CONTINUOUS GROUND PLANE.  
■ DENOTES PCB COPPER LAYOUT WITH SMOBC (SOLDER MASK OVER BARE COPPER)  
■ DENOTES COPPER LAND PATTERN FREE OF SOLDER MASK

### Features

- wideband, 100 to 940 MHz
- good input port matching VSWR, 1.10 typ.
- small surface mount package
- protected by U.S. Patent 6,965,280

### Applications

- cellular
- ISM
- PCS
- land mobile

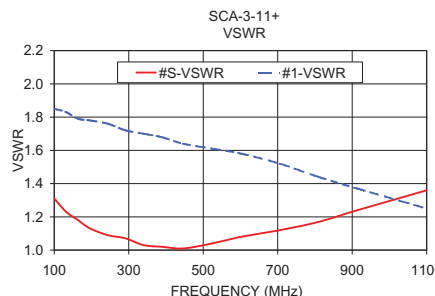
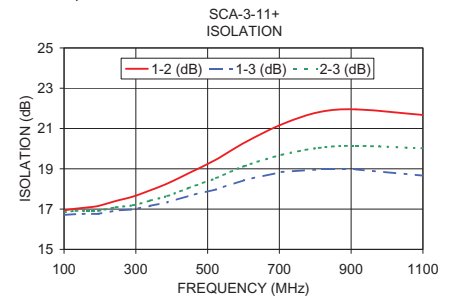
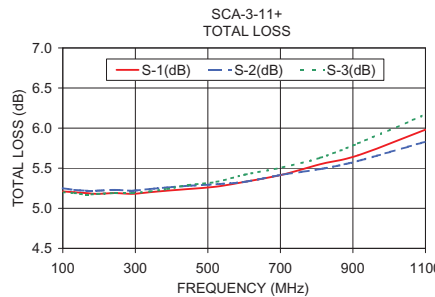
### Electrical Specifications

FREQ. RANGE (MHz)	ISOLATION (dB)		INSERTION LOSS (dB) ABOVE 4.8 dB		PHASE UNBALANCE (Degrees)	AMPLITUDE UNBALANCE (dB)
$f_c - f_u$	Typ.	Min.	Typ.	Max.	Max.	Max.
100-940	20	14	0.7	1.5	7.0	0.7

### Typical Performance Data

Freq. (MHz)	Total Loss <sup>1</sup> (dB)			Amp. Unbal. (dB)	Isolation (dB)			Phase Unbal. (deg.)	VSWR S	VSWR 1	VSWR 2	VSWR 3
	S-1	S-2	S-3		1-2	1-3	2-3					
100.00	5.21	5.25	5.20	0.05	16.94	16.71	16.84	0.44	1.31	1.85	1.88	1.86
132.00	5.20	5.23	5.19	0.04	17.02	16.75	16.91	0.50	1.23	1.83	1.86	1.84
164.00	5.19	5.22	5.17	0.05	17.08	16.77	16.91	0.62	1.18	1.79	1.83	1.80
196.00	5.18	5.22	5.18	0.04	17.16	16.76	16.92	0.71	1.13	1.78	1.81	1.80
244.00	5.19	5.23	5.19	0.04	17.40	16.93	17.09	0.92	1.09	1.76	1.80	1.77
292.00	5.18	5.22	5.19	0.04	17.62	16.98	17.19	1.04	1.07	1.72	1.77	1.75
340.00	5.20	5.24	5.21	0.04	17.93	17.16	17.42	1.38	1.03	1.70	1.76	1.72
388.00	5.22	5.26	5.24	0.04	18.27	17.34	17.65	1.45	1.02	1.68	1.73	1.71
446.00	5.24	5.28	5.29	0.05	18.77	17.65	18.04	1.70	1.01	1.64	1.72	1.68
524.00	5.27	5.30	5.33	0.06	19.46	17.98	18.54	1.89	1.04	1.61	1.70	1.63
602.00	5.33	5.33	5.42	0.09	20.29	18.44	19.13	2.07	1.08	1.58	1.66	1.59
706.00	5.42	5.42	5.51	0.09	21.20	18.84	19.69	2.46	1.12	1.52	1.61	1.53
810.00	5.55	5.49	5.63	0.14	21.81	18.97	20.04	3.09	1.17	1.44	1.54	1.47
914.00	5.66	5.59	5.81	0.22	21.95	18.97	20.14	3.32	1.24	1.37	1.47	1.39
1100.00	5.98	5.83	6.17	0.33	21.67	18.66	20.02	3.83	1.36	1.25	1.32	1.24

1. Total Loss = Insertion Loss + 4.8dB splitter loss.



### electrical schematic



**Mini-Circuits®**  
ISO 9001 ISO 14001 AS 9100 CERTIFIED  
IF/RF MICROWAVE COMPONENTS

For detailed performance specs & shipping online see web site

P.O. Box 350166, Brooklyn, New York 11235-0003 (718) 934-4500 Fax (718) 332-4661 The Design Engineers Search Engine Provides ACTUAL Data Instantly at [minicircuits.com](http://minicircuits.com)

Notes: 1. Performance and quality attributes and conditions not expressly stated in this specification sheet are intended to be excluded and do not form a part of this specification sheet. 2. Electrical specifications and performance data contained herein are based on Mini-Circuit's applicable established test performance criteria and measurement instructions. 3. The parts covered by this specification sheet are subject to Mini-Circuits standard limited warranty and terms and conditions (collectively, "Standard Terms"); Purchasers of this part are entitled to the rights and benefits contained therein. For a full statement of the Standard Terms and the exclusive rights and remedies thereunder, please visit Mini-Circuits' website at [www.minicircuits.com/MCLStore/terms.jsp](http://www.minicircuits.com/MCLStore/terms.jsp).

REV. B  
M127604  
ED-10832/2  
SCA-3-11+  
LC/TD/CP/AM  
130613