

Coaxial

# Power Splitter/Combiner

## ZFSC-3-1+

3 Way-0° 50Ω 1 to 500 MHz



BNC version shown  
CASE STYLE: J17

### Maximum Ratings

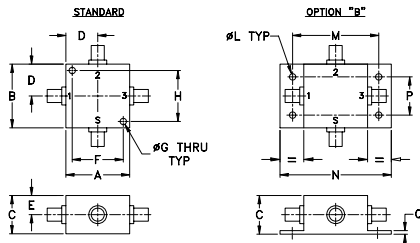
Operating Temperature	-55°C to 100°C
Storage Temperature	-55°C to 100°C
Power Input (as a splitter)	1W max.
Internal Dissipation	0.375W max.

Permanent damage may occur if any of these limits are exceeded.

### Coaxial Connections

SUM PORT	S
PORT 1	1
PORT 2	2
PORT 3	3

### Outline Drawing



### Outline Dimensions (inch/mm)

A	B	C	D	E	F	G	H	
1.25	1.25	.75	.63	.38	1.000	.125	1.000	
31.75	31.75	19.05	16.00	9.65	25.40	3.18	25.40	
J	K	L	M	N	P	Q	wt	
--	--	.125	1.688	2.18	.75	.07	grams	
--	--	3.18	42.88	55.37	19.05	1.78	75.0	

For option B with N-Type connectors, dimension "C" increases to 0.94 inches.

### Features

- wideband, 1 to 500 MHz
- low insertion loss, 0.5 dB typ.
- high isolation, 30 dB typ.
- rugged, shielded case

### Applications

- VHF/UHF
- instrumentation
- communication system

Connectors	Model	Price	Qty.
BNC	ZFSC-3-1+	\$51.95	(1-9)
SMA	ZFSC-3-1-S+	\$56.95	(1-9)
N-TYPE	ZFSC-3-1-N+	\$56.95	(1-9)
BRACKET (OPTION "B")		\$5.00	(1+)

+ RoHS compliant in accordance with EU Directive (2002/95/EC)

The +Suffix identifies RoHS Compliance. See our web site for RoHS Compliance methodologies and qualifications.


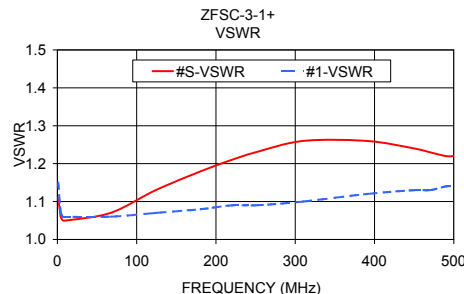
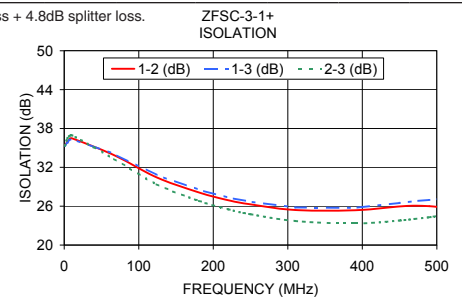
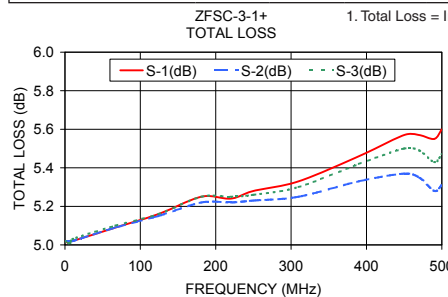
### Electrical Specifications

FREQ. RANGE (MHz)	ISOLATION (dB)						INSERTION LOSS (dB) ABOVE 4.8 dB						PHASE UNBALANCE (Degrees)			AMPLITUDE UNBALANCE (dB)		
	L		M		U		L		M		U		L	M	U	L	M	U
	Typ.	Min.	Typ.	Min.	Typ.	Min.	Typ.	Max.	Typ.	Max.	Typ.	Max.	Max.	Max.	Max.	Max.	Max.	Max.
$f_L$ - $f_U$																		
1-500	30	20	30	20	25	18	0.4	0.75	0.5	0.9	0.8	1.2	2.0	3.0	4.0	0.2	0.3	0.4

L = low range [ $f_L$  to  $10 f_L$ ] M = mid range [ $10 f_L$  to  $f_U/2$ ] U = upper range [ $f_U/2$  to  $f_U$ ]

### Typical Performance Data

Freq. (MHz)	Total Loss <sup>1</sup> (dB)			Amp. Unbal. (dB)	Isolation (dB)			Phase Unbal. (deg.)	VSWR S	VSWR 1	VSWR 2	VSWR 3
	S-1	S-2	S-3		1-2	1-3	2-3					
1.00	5.02	5.02	5.02	0.00	35.42	35.35	35.32	0.03	1.11	1.15	1.15	1.15
4.20	5.01	5.02	5.01	0.01	35.93	35.81	36.47	0.03	1.06	1.07	1.07	1.07
7.00	5.02	5.02	5.01	0.00	36.31	36.18	36.81	0.07	1.05	1.06	1.06	1.06
10.00	5.02	5.02	5.03	0.01	36.50	36.38	36.98	0.10	1.05	1.06	1.06	1.06
67.00	5.09	5.09	5.10	0.01	33.88	34.07	33.28	0.56	1.07	1.06	1.06	1.07
124.00	5.16	5.15	5.16	0.01	30.45	30.83	29.38	1.09	1.13	1.07	1.08	1.08
181.00	5.25	5.22	5.25	0.02	28.12	28.54	26.82	1.49	1.18	1.08	1.09	1.10
220.00	5.24	5.22	5.25	0.03	26.92	27.33	25.52	1.71	1.21	1.09	1.10	1.11
250.00	5.28	5.23	5.26	0.06	26.28	26.69	24.76	1.91	1.23	1.09	1.11	1.12
310.00	5.33	5.25	5.30	0.08	25.41	25.80	23.71	2.16	1.26	1.10	1.12	1.15
390.00	5.46	5.33	5.42	0.14	25.38	25.74	23.33	2.50	1.26	1.12	1.13	1.17
450.00	5.57	5.37	5.50	0.20	25.97	26.51	23.79	2.80	1.24	1.13	1.12	1.19
470.00	5.57	5.35	5.49	0.22	26.08	26.78	24.04	3.14	1.23	1.13	1.12	1.19
490.00	5.55	5.28	5.43	0.27	26.00	26.98	24.29	3.41	1.22	1.14	1.12	1.19
500.00	5.60	5.31	5.47	0.29	25.91	27.09	24.49	3.49	1.22	1.14	1.12	1.19



**Mini-Circuits®**  
ISO 9001 ISO 14001 AS 9100 CERTIFIED  
IFIRF MICROWAVE COMPONENTS

For detailed performance specs & shopping online see web site

P.O. Box 350166, Brooklyn, New York 11235-0003 (718) 934-4500 Fax (718) 332-4661 The Design Engineers Search Engine [minicircuits.com](http://www.minicircuits.com) Provides ACTUAL Data Instantly at [minicircuits.com](http://www.minicircuits.com)

Notes: 1. Performance and quality attributes and conditions not expressly stated in this specification sheet are intended to be excluded and do not form a part of this specification sheet. 2. Electrical specifications and performance data contained herein are based on Mini-Circuit's applicable established test performance criteria and measurement instructions. 3. The parts covered by this specification sheet are subject to Mini-Circuits standard limited warranty and terms and conditions (collectively, "Standard Terms"); Purchasers of this part are entitled to the rights and benefits contained therein. For a full statement of the Standard Terms and the exclusive rights and remedies thereunder, please visit Mini-Circuits' website at [www.minicircuits.com/MCLStore/terms.jsp](http://www.minicircuits.com/MCLStore/terms.jsp).

REV. D  
M131858  
ZFSC-3-1+  
HY/TD/CP/JAM  
120306