

# Coaxial Power Splitter/Combiner

4 Way-0° 50Ω 4600 to 5800 MHz

## ZB4PD1-5.8+ ZB4PD1-5.8



SMA version shown  
CASE STYLE: UU188

Connectors	Model	Price	Qty.
SMA	ZB4PD1-5.8-S(+)	\$129.95	(1-9)
N-Type	ZB4PD1-5.8-N+	\$129.95	(1-9)

**+ RoHS compliant in accordance with EU Directive (2002/95/EC)**

The +Suffix identifies RoHS Compliance. See our web site for RoHS Compliance methodologies and qualifications.

### Maximum Ratings

Operating Temperature	-55°C to 100°C
Storage Temperature	-55°C to 100°C
Power Input (as a splitter)	10W max.
Internal Dissipation	0.375W max.

Permanent damage may occur if any of these limits are exceeded.

### Coaxial Connections

SUM PORT	S
PORT 1	1
PORT 2	2
PORT 3	3
PORT 4	4

### Features

- wideband, 4600 to 5800 MHz
- good isolation, 25 dB typ.
- good VSWR, 1.1:1 typ.
- up to 10W power input as splitters

### Applications

- wireless
- radio communication
- defense systems

### Electrical Specifications

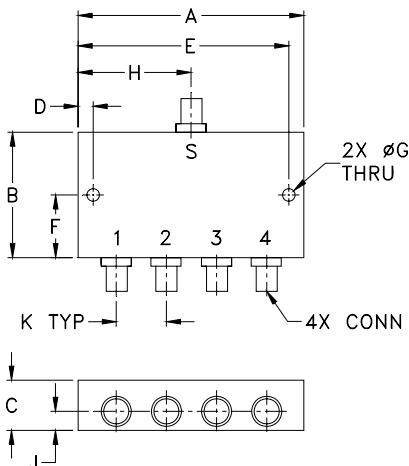
FREQ. RANGE (MHz)	ISOLATION (dB)		INSERTION LOSS (dB) ABOVE 6.0 dB		PHASE UNBALANCE (Degrees)	AMPLITUDE UNBALANCE (dB)	VSWR (∶1)					
	Typ.	Min.	Typ.	Max.			S		OUT			
$f_c$ - $f_u$					Max.	Max.	Typ.	Max.	Typ.	Max.	Typ.	Max.
4600-5800	25	16	0.4	0.9	5	0.4	1.1	1.6	1.15	1.55		

### Typical Performance Data

Freq. (MHz)	Total Loss <sup>1</sup> (dB)				Amp. Unbal. (dB)	Isolation (dB)			Phase Unbal. (deg.)	VSWR S	VSWR 1	VSWR 2	VSWR 3	VSWR 4
	S-1	S-2	S-3	S-4		1-2	2-3	3-4						
4600.00	6.40	6.41	6.38	6.42	0.03	19.66	28.03	19.54	1.76	1.26	1.18	1.19	1.18	1.20
4720.00	6.41	6.44	6.45	6.45	0.04	20.80	29.33	20.63	1.70	1.14	1.18	1.18	1.16	1.18
4810.00	6.35	6.37	6.39	6.39	0.04	21.63	30.41	21.39	1.75	1.09	1.19	1.19	1.17	1.19
4900.00	6.29	6.31	6.32	6.32	0.04	22.54	31.50	22.16	1.70	1.04	1.18	1.18	1.16	1.18
5020.00	6.51	6.55	6.55	6.55	0.04	24.36	33.81	23.79	1.78	1.12	1.25	1.25	1.23	1.25
5110.00	6.68	6.71	6.73	6.73	0.05	25.76	35.59	25.04	1.74	1.15	1.25	1.25	1.23	1.25
5140.00	6.54	6.57	6.52	6.58	0.06	26.12	36.07	25.29	1.89	1.14	1.17	1.17	1.15	1.18
5200.00	6.62	6.65	6.65	6.66	0.04	26.98	36.94	26.06	1.79	1.17	1.26	1.25	1.22	1.25
5320.00	6.58	6.60	6.58	6.62	0.05	28.81	36.92	27.55	2.03	1.19	1.19	1.18	1.17	1.20
5410.00	6.72	6.74	6.74	6.78	0.06	29.94	35.63	28.45	2.09	1.22	1.24	1.23	1.21	1.24
5500.00	6.71	6.73	6.75	6.79	0.07	30.41	33.56	28.83	2.18	1.18	1.23	1.22	1.21	1.24
5620.00	6.55	6.58	6.58	6.56	0.03	29.76	31.11	28.27	2.13	1.10	1.19	1.18	1.17	1.19
5650.00	6.54	6.56	6.55	6.56	0.02	29.25	30.43	27.87	2.11	1.06	1.25	1.24	1.22	1.24
5710.00	6.52	6.53	6.51	6.52	0.02	28.38	29.50	27.10	2.18	1.07	1.22	1.21	1.19	1.21
5800.00	6.51	6.51	6.46	6.48	0.05	26.70	28.28	25.70	2.02	1.16	1.20	1.19	1.17	1.19

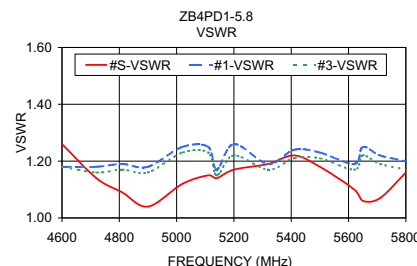
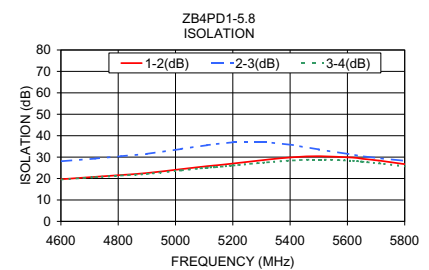
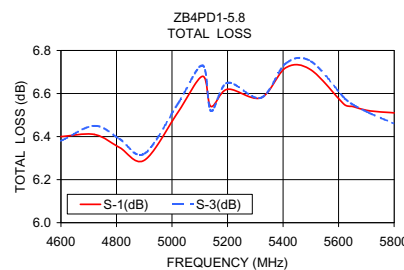
1. Total Loss = Insertion Loss + 6dB splitter loss.

### Outline Drawing



### Outline Dimensions (inch/mm)

A	B	C	D	E	F				
3.50	2.13	.88	.150	3.350	1.06				
88.90	54.10	22.35	3.81	85.09	26.92				
G	H	J	K			wt			
.125	1.75	.44	.89			grams			
3.18	44.45	11.18	22.61			260			



### electrical schematic



**Mini-Circuits®**  
ISO 9001 ISO 14001 AS 9100 CERTIFIED  
IFIRF MICROWAVE COMPONENTS

For detailed performance specs & shopping online see web site

P.O. Box 350166, Brooklyn, New York 11235-0003 (718) 934-4500 Fax (718) 332-4661 The Design Engineers Search Engine [minicircuits.com](http://www.minicircuits.com) Provides ACTUAL Data Instantly at [minicircuits.com](http://www.minicircuits.com)

Notes: 1. Performance and quality attributes and conditions not expressly stated in this specification sheet are intended to be excluded and do not form a part of this specification sheet. 2. Electrical specifications and performance data contained herein are based on Mini-Circuit's applicable established test performance criteria and measurement instructions. 3. The parts covered by this specification sheet are subject to Mini-Circuits standard limited warranty and terms and conditions (collectively, "Standard Terms"); Purchasers of this part are entitled to the rights and benefits contained therein. For a full statement of the Standard Terms and the exclusive rights and remedies thereunder, please visit Mini-Circuits' website at [www.minicircuits.com/MCLStore/terms.jsp](http://www.minicircuits.com/MCLStore/terms.jsp).

REV. E  
M127604  
ZB4PD1-5.8  
HY/TD/CP/AM  
100617