

Coaxial

Power Splitter/Combiner

ZMSC-4-3+ ZMSC-4-3

4 Way-0° 50Ω 0.25 to 250 MHz



CASE STYLE: N24

Maximum Ratings

Operating Temperature	-55°C to 100°C
Storage Temperature	-55°C to 100°C
Power Input (as a splitter)	1W max.
Internal Dissipation	0.250W max.

Permanent damage may occur if any of these limits are exceeded.

Coaxial Connections

SUM PORT	S
PORT 1	1
PORT 2	2
PORT 3	3
PORT 4	4

Features

- wideband, 0.25 to 250 MHz
- high isolation, 30 dB typ.
- good VSWR, 1.15:1 typ.

Applications

- HF/VHF
- radio communication
- receivers/transmitters

Connectors	Model	Price	Qty.
SMA	ZMSC-4-3(+)	\$64.95	(1-9)
BRACKET (OPTION "B")		\$5.00	(1+)
BRACKET (OPTION "BR")		\$1.50	(1+)

+ RoHS compliant in accordance with EU Directive (2002/95/EC)

The +Suffix identifies RoHS Compliance. See our web site for RoHS Compliance methodologies and qualifications.

Electrical Specifications

FREQ.* RANGE (MHz)	ISOLATION (dB)						INSERTION LOSS (dB) ABOVE 6.0 dB						PHASE UNBALANCE (Degrees)			AMPLITUDE UNBALANCE (dB)		
	L		M		U		L		M		U		L	M	U	L	M	U
	Typ.	Min	Typ.	Min	Typ.	Min	Typ.	Max.	Typ.	Max.	Typ.	Max.	Max.	Max.	Max.	Max.	Max.	Max.
f _L -f _U																		
0.25-250	33	20	30	20	27	20	0.4	0.7	0.5	0.75	0.7	1.2	4	6	10	0.15	0.20	0.25

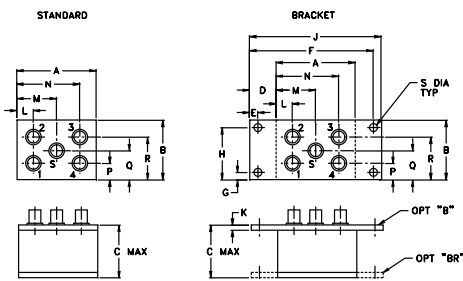
L = low range [f_L to 10 f_L] M = mid range [10 f_L to f_U/2] U = upper range [f_U/2 to f_U]

Typical Performance Data

Freq. (MHz)	Total Loss ¹ (dB)				Amp. Unbal. (dB)	Isolation (dB)			Phase Unbal. (deg.)	VSWR S	VSWR 1	VSWR 2	VSWR 3	VSWR 4
	S-1	S-2	S-3	S-4		1-2	2-3	3-4						
0.25	6.20	6.20	6.20	6.19	0.01	28.97	54.63	29.13	0.06	1.11	1.19	1.19	1.18	1.19
0.50	6.21	6.20	6.20	6.21	0.01	31.12	54.58	31.26	0.09	1.07	1.12	1.12	1.11	1.12
1.00	6.20	6.20	6.20	6.21	0.01	31.99	55.08	32.12	0.10	1.05	1.09	1.09	1.09	1.09
2.50	6.18	6.17	6.17	6.17	0.01	32.86	55.05	33.09	0.10	1.04	1.07	1.07	1.07	1.07
3.00	6.17	6.16	6.16	6.17	0.01	33.09	54.93	33.26	0.11	1.03	1.07	1.07	1.06	1.06
10.00	6.17	6.17	6.16	6.16	0.01	33.40	52.68	33.34	0.07	1.03	1.05	1.05	1.05	1.05
55.00	6.26	6.27	6.27	6.26	0.01	29.06	42.32	28.92	0.12	1.07	1.03	1.03	1.03	1.03
100.00	6.33	6.33	6.34	6.33	0.02	26.26	38.85	26.11	0.15	1.11	1.01	1.01	1.01	1.01
130.00	6.38	6.38	6.38	6.39	0.02	25.25	37.66	25.12	0.26	1.12	1.04	1.04	1.03	1.03
150.00	6.40	6.40	6.40	6.41	0.01	24.95	37.30	24.83	0.22	1.13	1.06	1.06	1.05	1.05
180.00	6.44	6.43	6.44	6.44	0.01	25.03	37.10	24.89	0.30	1.14	1.10	1.10	1.09	1.08
200.00	6.49	6.47	6.48	6.49	0.02	25.40	37.03	25.29	0.37	1.14	1.12	1.12	1.11	1.11
220.00	6.49	6.48	6.49	6.50	0.02	26.14	36.72	26.05	0.41	1.14	1.15	1.15	1.13	1.13
240.00	6.54	6.54	6.53	6.56	0.02	27.54	35.94	27.44	0.34	1.15	1.17	1.17	1.16	1.15
250.00	6.55	6.55	6.53	6.57	0.04	28.48	35.32	28.41	0.38	1.15	1.19	1.19	1.17	1.16

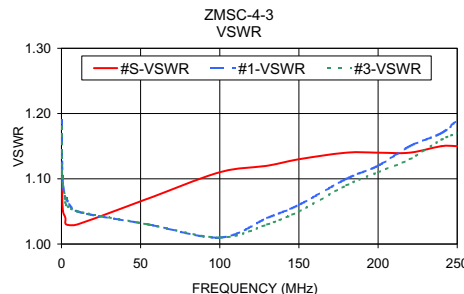
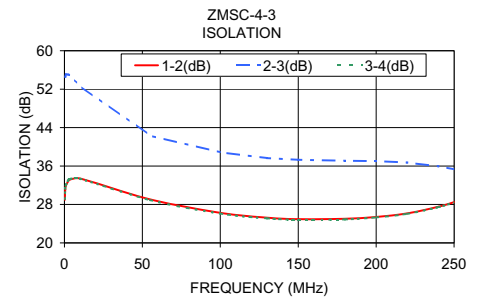
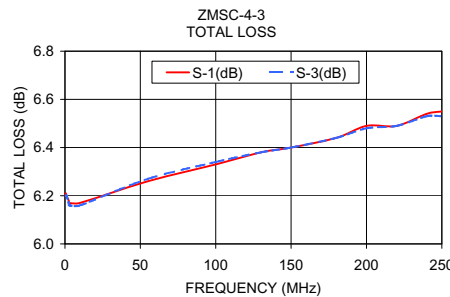
1. Total Loss = Insertion Loss + 6dB splitter loss.

Outline Drawing



Outline Dimensions (inch/mm)

A	B	C	D	E	F	G	H	J
1.50	1.13	1.00	.50	.155	2.345	.138	.987	2.50
38.10	28.70	25.40	12.70	3.94	59.56	3.51	25.07	63.50
K	L	M	N	P	Q	R	S	wt
.10	.32	.75	1.18	.31	.56	.81	.150	grams
2.54	8.13	19.05	29.97	7.87	14.22	20.57	3.81	45.0



electrical schematic



P.O. Box 350166, Brooklyn, New York 11235-0003 (718) 934-4500 Fax (718) 332-4661 The Design Engineers Search Engine [minicircuits.com](http://www.minicircuits.com) Provides ACTUAL Data Instantly at [minicircuits.com](http://www.minicircuits.com)

For detailed performance specs & shopping online see web site

Notes: 1. Performance and quality attributes and conditions not expressly stated in this specification sheet are intended to be excluded and do not form a part of this specification sheet. 2. Electrical specifications and performance data contained herein are based on Mini-Circuit's applicable established test performance criteria and measurement instructions. 3. The parts covered by this specification sheet are subject to Mini-Circuits standard limited warranty and terms and conditions (collectively, "Standard Terms"); Purchasers of this part are entitled to the rights and benefits contained therein. For a full statement of the Standard Terms and the exclusive rights and remedies thereunder, please visit Mini-Circuits' website at www.minicircuits.com/MCLStore/terms.jsp.

REV. B
M129855
ZMSC-4-3
HY/TD/CP
110105