

LUXEON CoB

Uniform, High Efficacy and Easy-to-Design Array



Introduction

Philips Lumileds high uniformity array solution is a new breakthrough in efficacy for arrays. Due to its industry leading small Light Emitting Surfaces (LES), LUXEON CoB arrays are very easy to work with and will enable easier and less expensive designs. All LUXEON CoBs are available in 3-Step as well as 5-Step MacAdam Ellipse, ensuring uniform optical performance in general lighting applications. Next to that, LUXEON CoB LEDs are all hot-tested at 85°C—real world operating conditions—which means that luminaire design is simplified and testing can be minimized.

This document contains the performance data needed to design and engineer LUXEON CoB based applications.

Features

- Efficacy: >130 lm/W, 35.5 V
- Lumen packages from 1000 to >7000 lm
- Industry smallest LES (Light Emitting Surface)
- Industry leading thermal resistance
- Best luminous and color uniformity
- Binned within 3-Step and 5-Step MacAdam Ellipse
- Tested at $T_j = 85^\circ\text{C}$
- Robust MCPCB solution
- Mouse-bites available for M2-M3 screws
- Supported by a comprehensive optical, mechanical, and electrical ecosystem

Benefits

- Breakthrough in LED efficacy
- Enabling halogen and CDM replacement
- Enables smaller and less expensive reflectors
- Enables smaller heatsinks in your system
- More uniform and crisp light beams
- Enabling luminaire to luminaire consistency
- Real world application testing
- Easy to handle in manufacturing and operations
- Easy to screw down the arrays
- Drivers, holders and optics readily available

Table of Contents

General Information	2
Product Nomenclature	2
Average Lumen Maintenance Characteristics	2
Environmental Compliance	2
Product Performance and Characterization Guide	3
Electrical Characteristics	4
Absolute Maximum Ratings	4
Mechanical Dimensions	5
Characteristic Curves	6
Typical Forward Current Characteristics	7
Typical Relative Luminous Flux vs. Forward Current	8
Typical Radiation Patterns	9
Package Info and Dimensions	10

General Information

Product Nomenclature

LUXEON CoB is tested and binned hot at $T_j = 85^\circ\text{C}$ with a current pulse duration of 20ms.

The part number designation is explained as follow:

L H C A – B B C C – D D E E

Where:

A — designates the generation of the product family

B B — designates ANSI color point (e.g. 30 for 3000K)

C C — designates minimum CRI level (e.g. 80 for minimum 80 CRI)

D D E E — designates color product configuration (e.g. 1203 for the 1000-2000 lm package)

Therefore 3000K, 80 CRI LUXEON CoB products will be:

L H C 1 – 3 0 8 0 – 1 2 0 3

Average Lumen Maintenance Characteristics

Lumen maintenance for solid-state lighting devices (LEDs) is typically defined in terms of the percentage of initial light output remaining after a specified period of time. Philips Lumileds projects that LUXEON CoB will deliver—on average—70% lumen maintenance (L70) at 50,000 hours of operation at its nominal, tested conditions. Observation of design limits included in this data sheet is required in order to achieve this projected lumen maintenance

Environmental Compliance

Philips Lumileds is committed to providing environmentally friendly products to the solid-state lighting market. LUXEON CoB is compliant to the European Union directives on the restriction of hazardous substances in electronic equipment, namely the RoHS and REACH directives. Philips Lumileds will not intentionally add the following restricted material to the LUXEON CoB: lead, mercury, cadmium, hexavalent chromium, polybrominated biphenyls (PBB) or polybrominated diphenyl ethers (PBDE).

Product Performance and Characterization Guide

Table I. Performance and Electrical Characteristics

Nominal CCT	Part Number	CRI ^[1]		Test Current If (mA)	Luminous Flux ^[1]		Efficacy Typical (lm/W)	LES ^[2] (mm)
		Minimum	Typical		Minimum (lm)	Typical (lm)		
2700K	LHCI-2780-1203	80	82	300	1025	1125	106	9
2700K	LHCI-2780-1204	80	82	450	1550	1700	106	13
2700K	LHCI-2780-1205	80	82	600	2000	2250	106	13
2700K	LHCI-2780-1208	80	82	900	3050	3400	106	15
2700K	LHCI-2790-1203	90	97	300	850	950	90	9
2700K	LHCI-2790-1204	90	97	450	1275	1425	90	13
2700K	LHCI-2790-1205	90	97	600	1700	1900	90	13
2700K	LHCI-2790-1208	90	97	900	2550	2850	90	15
3000K	LHCI-3080-1203	80	82	300	1100	1225	115	9
3000K	LHCI-3080-1204	80	82	450	1625	1825	115	13
3000K	LHCI-3080-1205	80	82	600	2200	2450	115	13
3000K	LHCI-3080-1208	80	82	900	3275	3650	115	15
3000K	LHCI-3090-1203	90	97	300	900	1000	93	9
3000K	LHCI-3090-1204	90	97	450	1325	1475	93	13
3000K	LHCI-3090-1205	90	97	600	1800	2000	93	13
3000K	LHCI-3090-1208	90	97	900	2625	2950	93	15
3500K	LHCI-3580-1203	80	82	300	1150	1275	119	9
3500K	LHCI-3580-1204	80	82	450	1725	1900	119	13
3500K	LHCI-3580-1205	80	82	600	2250	2550	119	13
3500K	LHCI-3580-1208	80	82	900	3400	3800	119	15
4000K	LHCI-4070-1203	70	73	300	1225	1375	130	9
4000K	LHCI-4070-1204	70	73	450	1825	2050	130	13
4000K	LHCI-4070-1205	70	73	600	2450	2750	130	13
4000K	LHCI-4070-1208	70	73	900	3650	4100	130	15
4000K	LHCI-4080-1203	80	82	300	1175	1300	122	9
4000K	LHCI-4080-1204	80	82	450	1725	1950	122	13
4000K	LHCI-4080-1205	80	82	600	2325	2600	122	13
4000K	LHCI-4080-1208	80	82	900	3500	3900	122	15
4000K	LHCI-4090-1203	90	97	300	1000	1100	100	9
4000K	LHCI-4090-1204	90	97	450	1450	1600	100	13
4000K	LHCI-4090-1205	90	97	600	1925	2150	100	13
4000K	LHCI-4090-1208	90	97	900	2900	3200	100	15
5000K	LHCI-5070-1203	70	73	300	1225	1375	130	9
5000K	LHCI-5070-1204	70	73	450	1825	2050	130	13
5000K	LHCI-5070-1205	70	73	600	2450	2750	130	13
5000K	LHCI-5070-1208	70	73	900	3700	4100	130	15
5000K	LHCI-5080-1203	80	82	300	1175	1325	124	9
5000K	LHCI-5080-1204	80	82	450	1750	1975	124	13
5000K	LHCI-5080-1205	80	82	600	2350	2650	124	13
5000K	LHCI-5080-1208	80	82	900	3500	3950	124	15
5700K	LHCI-5770-1203	70	73	300	1225	1375	130	9
5700K	LHCI-5770-1204	70	73	450	1825	2050	130	13
5700K	LHCI-5770-1205	70	73	600	2450	2750	130	13
5700K	LHCI-5770-1208	70	73	900	3700	4100	130	15

Notes for Table I:

1. Philips Lumileds maintains a tolerance of $\pm 6.5\%$ on luminous flux, ± 2 on CRI.
2. Light Emitting Surface (LES) is the inner diameter (phosphor area) inside the dam.

Table 2. Optical Characteristics

Nominal CCT	Typical Total Included Angle ^[1] (degrees)	Typical Viewing Angle ^[1]
	$\theta_{0.90V}$	$2\theta^{1/2}$
LHCL - xxxx - xxxx	125	100

Notes for Table 2:

1. Total angle at which 90% of total luminous flux is captured.
2. Viewing angle is the off axis angle from lamp centerline where the luminous intensity is 1/2 of the peak value.

Electrical Characteristics

Table 3. Electrical Characteristics

Nominal CCT	Part Number	Forward Voltage V, 85°C (V)			Typical Temperature Coefficient of Forward Voltage ^[1] (mV/°C) $\Delta V_F / \Delta T_J$	Typical Thermal Resistance Junction to Case ^[2] (°C/W) $R_{\theta_{J-C}}$
		Minimum	Typical	Maximum		
2700K to 5700K	LHCL-xxxx-1203	33	35.5	38	-16	0.49
2700K to 5700K	LHCL-xxxx-1204	33	35.5	38	-16	0.40
2700K to 5700K	LHCL-xxxx-1205	33	35.5	38	-16	0.32
2700K to 5700K	LHCL-xxxx-1208	33	35.5	38	-16	0.22

Notes for Table 3:

1. Measured between $T_J = 25^\circ\text{C}$ and $T_J = 105^\circ\text{C}$ at test current.
2. Junction temperature to back of PCB.

Absolute Maximum Ratings

Table 4. Operating Condition and Ratings

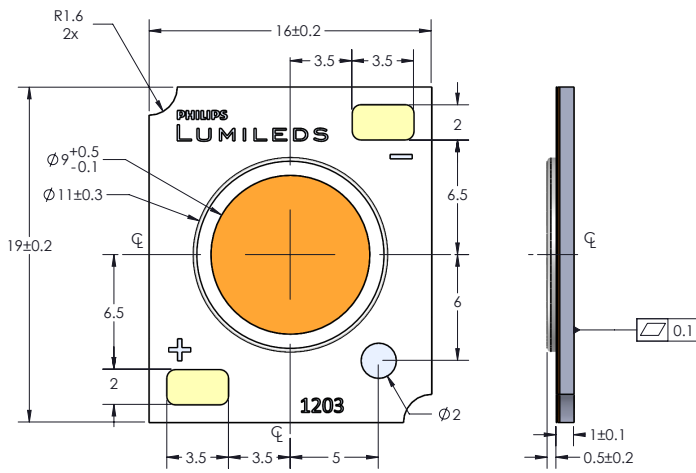
Parameter	Maximum Performance
DC Forward Current	2x test current ^[2]
ESD Sensitivity	< 8000V Human Body Model (HBM) Class 3A JESD22-A114-E < 400V Machine Model (MM) Class B JESD22-A115-B
Storage Temperature	-40°C - 120°C
LED Junction Temperature ^[1]	125°C
Operating Case Temperature at Nominal Current	-40°C - 105°C
Reverse Voltage	LUXEON CoB is not designed to be driven in reverse bias

Notes for Table 4:

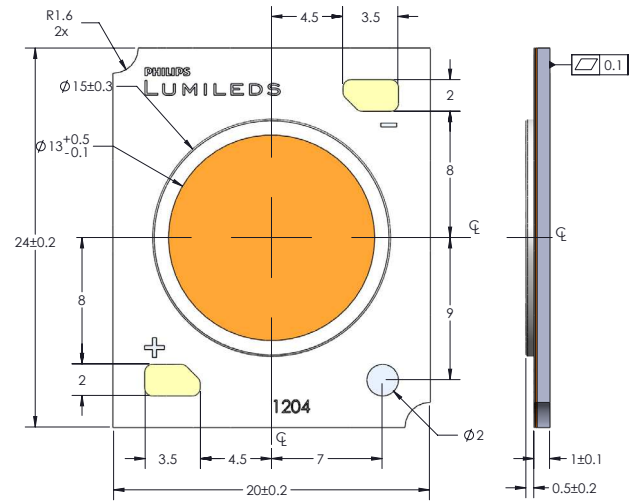
1. Proper current derating must be observed to maintain junction temperature below the maximum, please see preliminary application brief for additional information on thermal measurement guidelines.
2. Residual periodic variations due to power conversion from alternating current (AC) to direct current (DC), also called "ripple", with frequencies ≥ 100 Hz and amplitude $\pm 20\%$ are acceptable, assuming the average current throughout each cycle does not exceed 2x test If.

Mechanical Dimensions

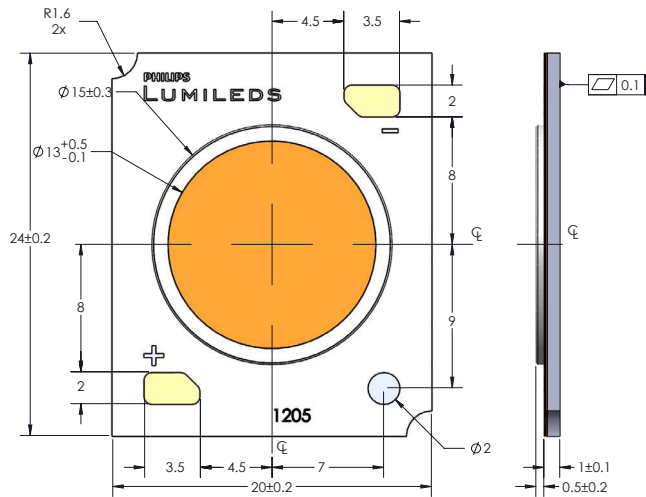
LUXEON CoB: LHCI – xxxx – **1203**



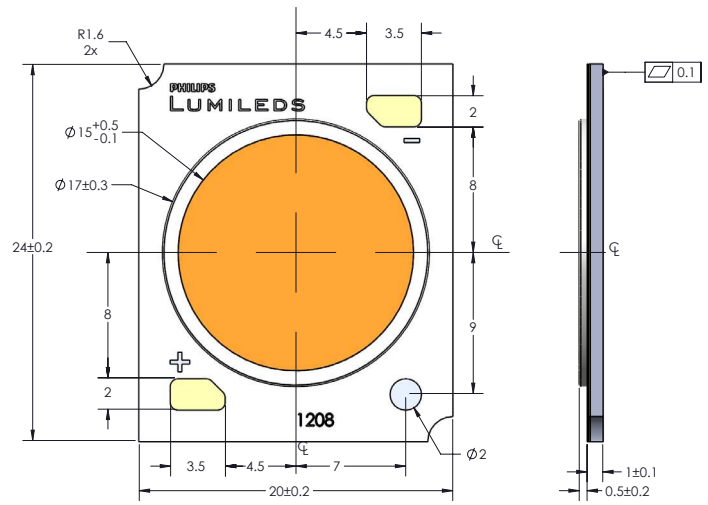
LUXEON CoB: LHCI – xxxx – **1204**



LUXEON CoB: LHCI – xxxx – **1205**



LUXEON CoB: LHCI – xxxx – **1208**



Characteristic Curves

Relative Spectral Distribution vs. Wavelength
Junction Temperature = 85°C, at Test Current

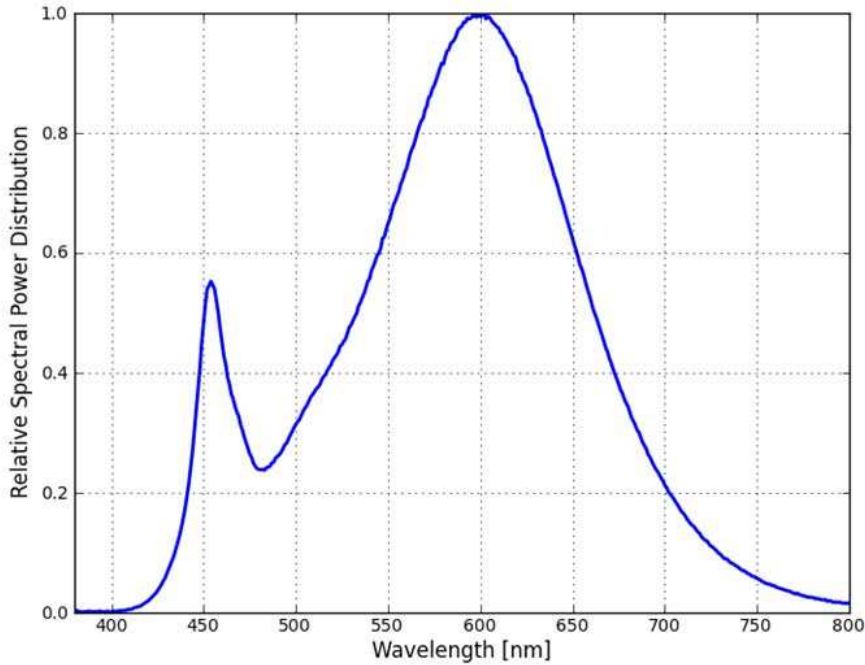


Figure 1. Color spectrum of 3000K, 80 minimum CRI, integrated measurement.

Relative Light Output Characteristics over Temperature at Test Current

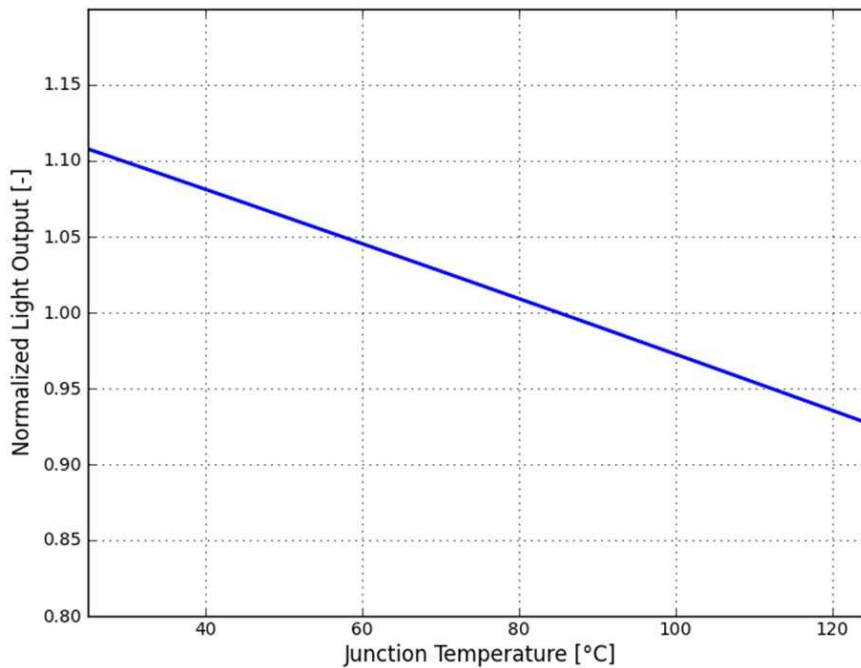
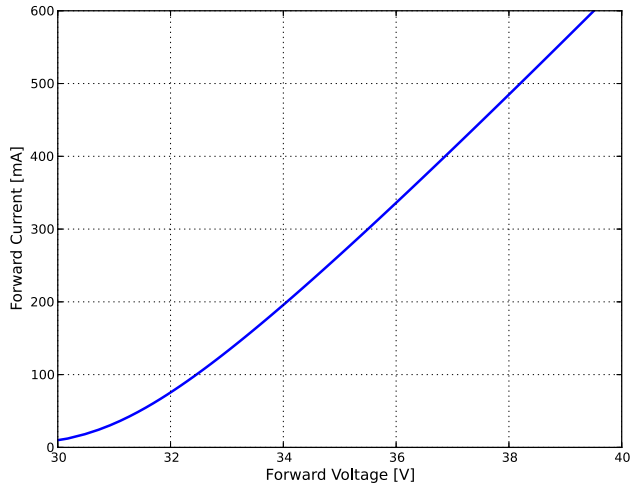


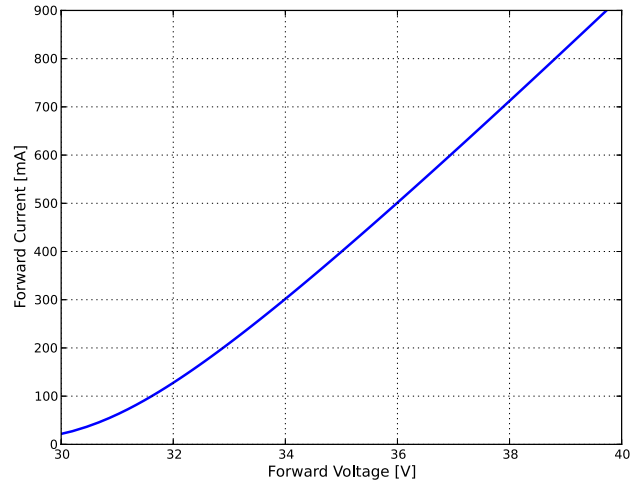
Figure 2. Relative light output vs. junction temperature.

Typical Forward Current Characteristics

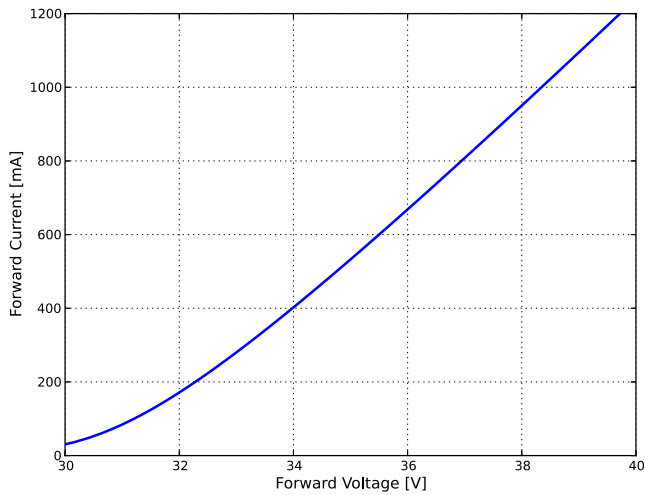
LUXEON CoB LHCI – xxxx – xxxx, Junction Temperature = 85°C



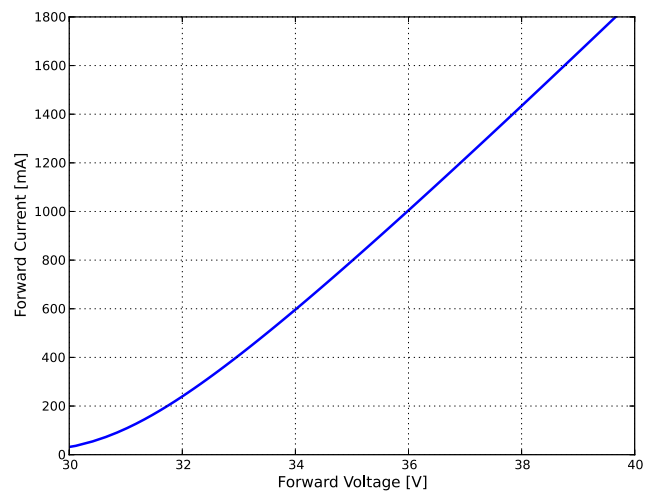
LUXEON CoB: LHCI – xxxx – I203



LUXEON CoB: LHCI – xxxx – I204



LUXEON CoB: LHCI – xxxx – I205

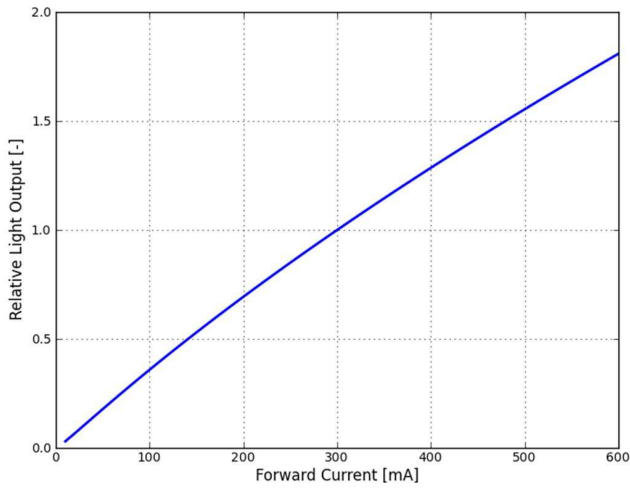


LUXEON CoB: LHCI – xxxx – I208

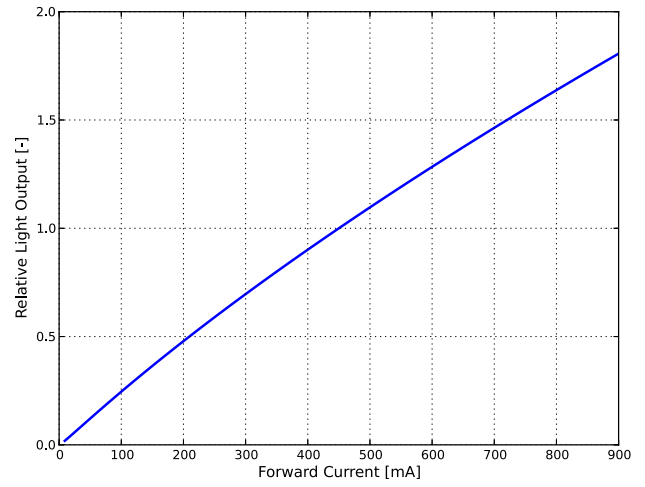
Figure 3. Forward current vs. forward voltage.

Typical Relative Luminous Flux vs. Forward Current

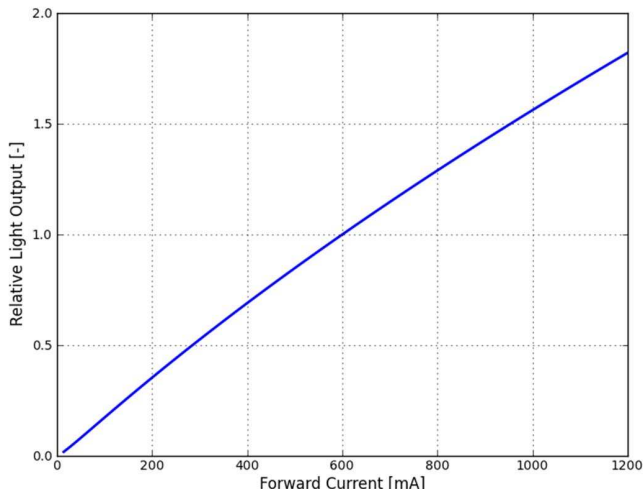
LUXEON CoB LHCI – xxxx – xxxx, Junction Temperature = 85°C



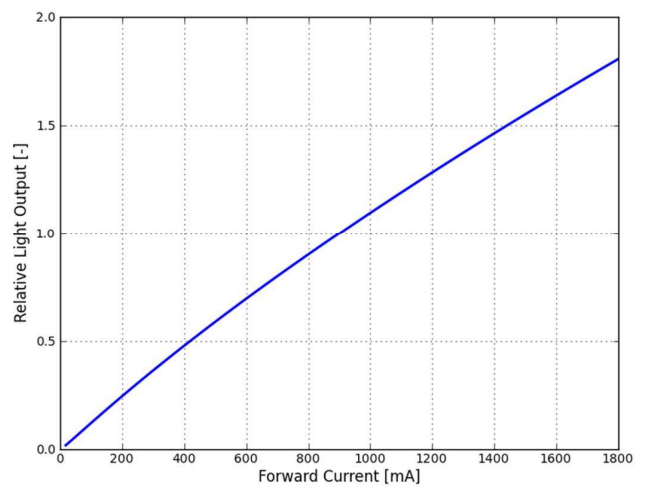
LUXEON CoB: LHCI – xxxx – I203



LUXEON CoB: LHCI – xxxx – I204



LUXEON CoB: LHCI – xxxx – I205



LUXEON CoB: LHCI – xxxx – I208

Figure 4. Typical relative luminous flux vs. current.

Typical Radiation Patterns

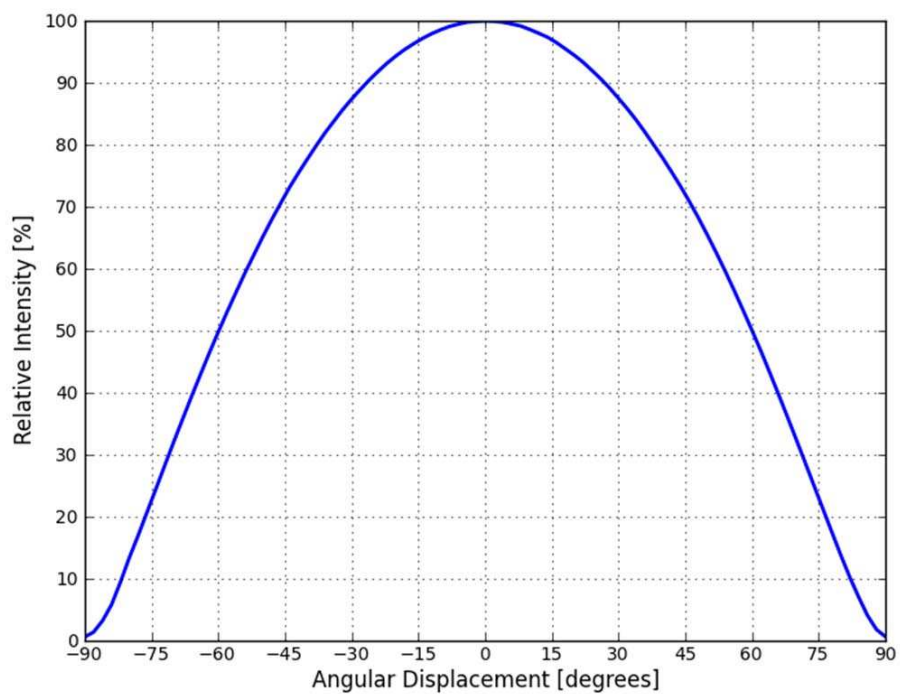


Figure 5. Radiation pattern for LHCI - xxxx - I20x.

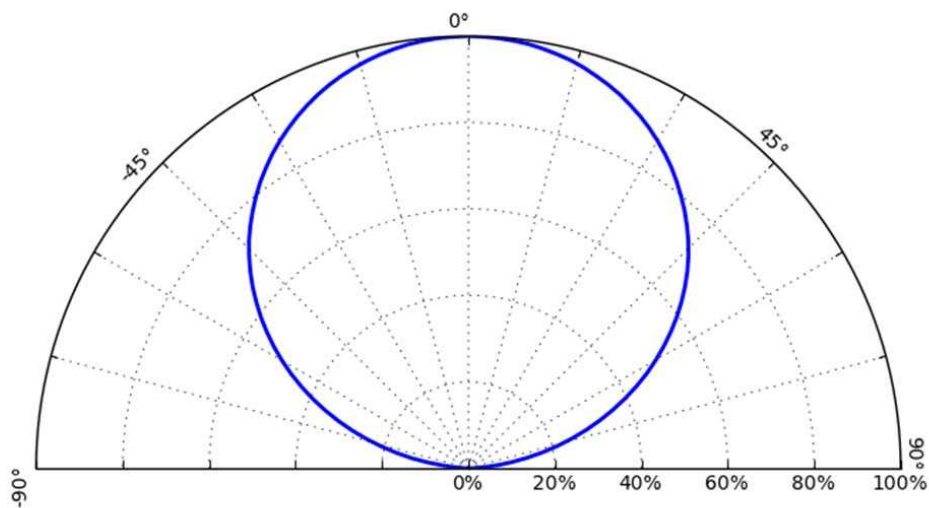


Figure 6. Polar radiation pattern for LHCI - xxxx - I20x.

Color Bin Definition

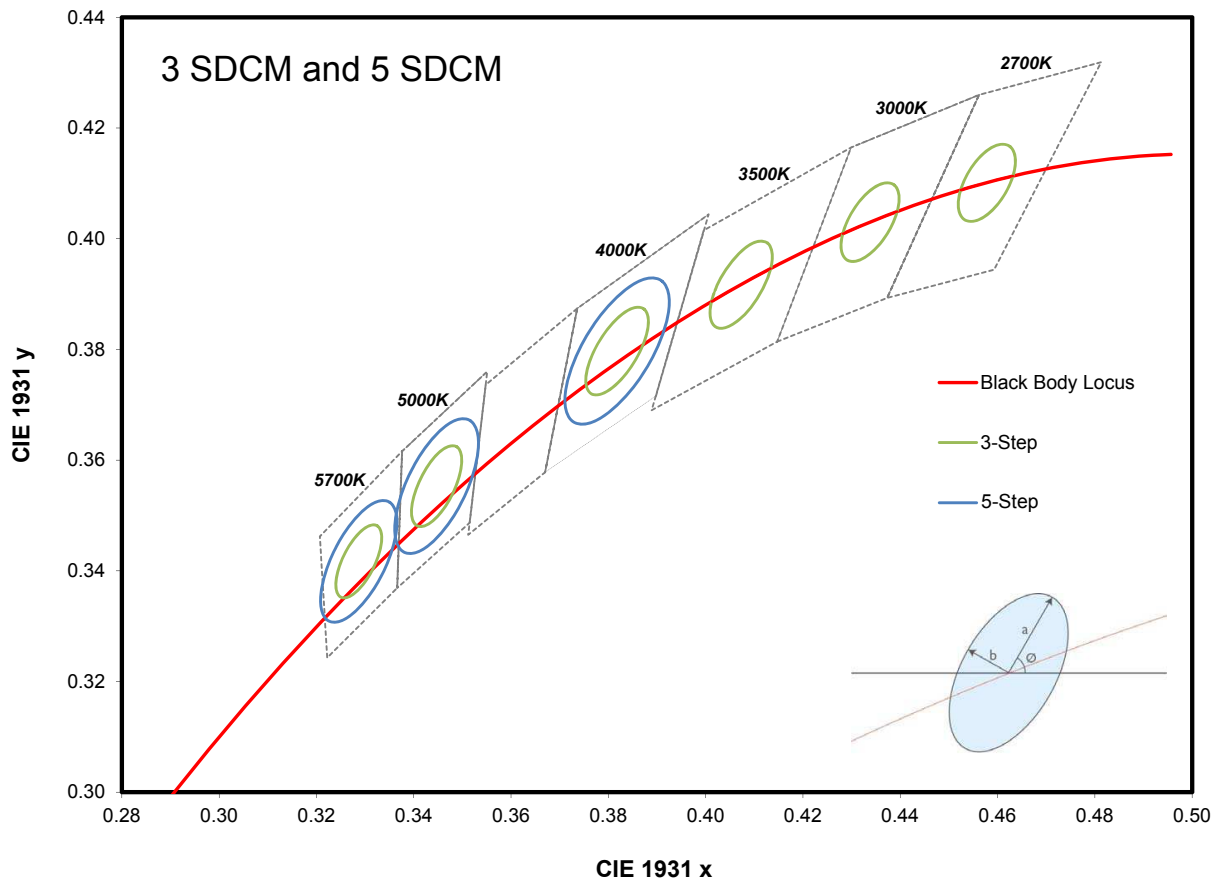


Figure 7. 3-step and 5-step MacAdam ellipse color bins.

Table 5. 3-step and 5-step MacAdam Ellipse Color Definition

Nominal ANSI CCT	Color Space	Center Point (cx, cy)	Major Axis, a	Minor Axis, b	Ellipse Rotation Angle
2700K	Single 3-step MacAdam ellipse	(0.4578, 0.4101)	0.00810	0.00420	53.7
3000K	Single 3-step MacAdam ellipse	(0.4338, 0.4030)	0.00834	0.00408	53.2
3500K	Single 3-step MacAdam ellipse	(0.4073, 0.3917)	0.00927	0.00414	54.0
4000K	Single 3-step MacAdam ellipse	(0.3818, 0.3797)	0.00939	0.00402	53.7
5000K	Single 3-step MacAdam ellipse	(0.3447, 0.3553)	0.00822	0.00354	59.6
2700K	Single 5-step MacAdam ellipse	(0.4578, 0.4101)	0.01350	0.00700	53.7
3000K	Single 5-step MacAdam ellipse	(0.4338, 0.4030)	0.01390	0.00680	53.2
3500K	Single 5-step MacAdam ellipse	(0.4073, 0.3917)	0.01545	0.00690	54.0
4000K	Single 5-step MacAdam ellipse	(0.3818, 0.3797)	0.01565	0.00670	53.7
5000K	Single 5-step MacAdam ellipse	(0.3447, 0.3553)	0.01370	0.00590	59.6
5700K	Single 5-step MacAdam ellipse	(0.3287, 0.3417)	0.01243	0.00533	59.09

Note for Table 5:

- Philips Lumileds maintains a tester tolerance of ± 0.005 on x,y coordinates.
- Major and minor axis (a,b) from table 5 are a reference as depicted in figure 7.
- 3-step for all 80- and 90 CRI part numbers.
- 5-step for all 70 CRI part numbers.
- Please contact Philips Lumileds for requests outside 3-step for 80- and 90 CRI parts.

Package Info and Dimensions

Table 6. Package Info

	LHCI – xxxx - I203	LHCI – xxxx - I204	LHCI – xxxx - I205	LHCI – xxxx - I208
Total Units per Tube	20	20	20	20
Total Tubes per Box	5	5	5	5
Total Units per Box	100	100	100	100

LUXEON CoB LHCI – xxxx - I203

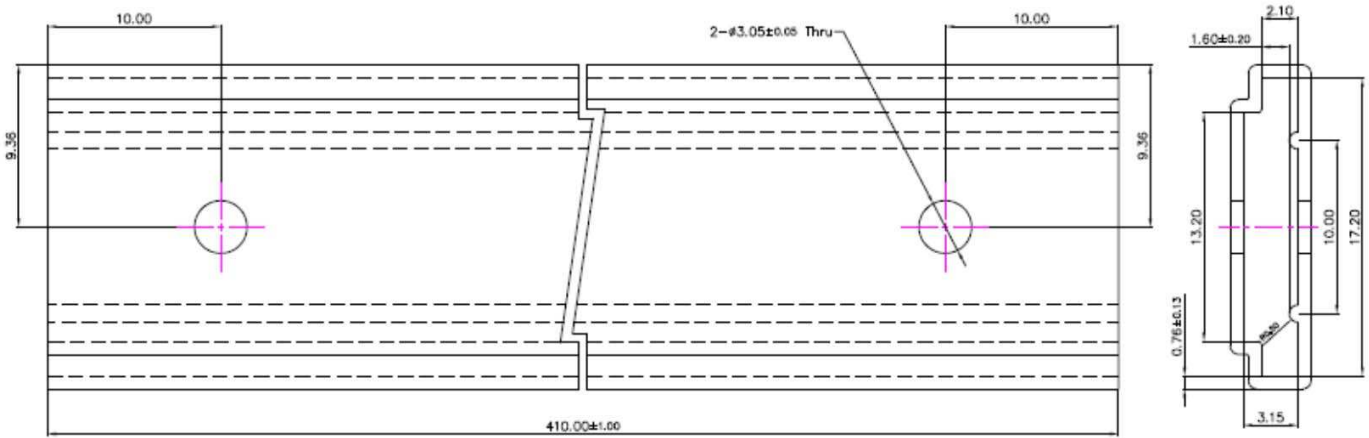


Figure 9. Package ray dimension for LUXEON CoB LHCI – xxxx - I203.

LUXEON CoB LHCI – xxxx – I204, -I205 and -I208

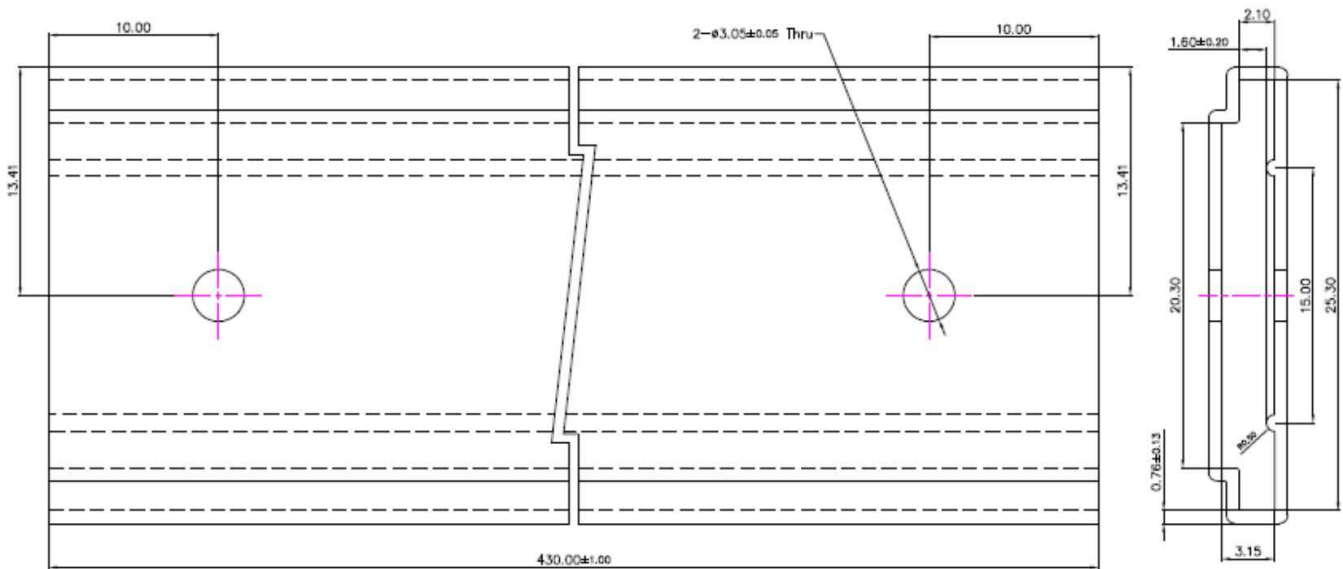


Figure 10. Package ray dimension for LUXEON CoB LHCI – xxxx – I204, - I205 and - I208.

Who We Are

Philips Lumileds focuses on one goal: Creating the world's highest performing LEDs. The company pioneered the use of solid-state lighting in breakthrough products such as the first LED backlit TV, the first LED flash in camera phones, and the first LED daytime running lights for cars. Today we offer the most comprehensive portfolio of high quality LEDs and uncompromising service.

Philips Lumileds brings LED's qualities of energy efficiency, digital control and long life to spotlights, downlights, high bay and low bay lighting, indoor area lighting, architectural and specialty lighting as well as retrofit lamps. Our products are engineered for optimal light quality and unprecedented efficacy at the lowest overall cost. By offering LEDs in chip, packaged and module form, we deliver supply chain flexibility to the inventors of next generation illumination.

Philips Lumileds understands that solid state lighting is not just about energy efficiency. It is about elegant design. Reinventing form. Engineering new materials. Pioneering markets and simplifying the supply chain. It's about a shared vision. Learn more about our comprehensive portfolio of LEDs at www.philipslumileds.com.



Philips Lumileds Lighting Company shall not be liable for any kind of loss of data or any other damages, direct, indirect or consequential, resulting from the use of the provided information and data. Although Philips Lumileds Lighting Company has attempted to provide the most accurate information and data, the materials and services information and data are provided "as is" and Philips Lumileds Lighting Company neither warranties, nor guarantees the contents and correctness of the provided information and data. Philips Lumileds Lighting Company reserves the right to make changes without notice. You as user agree to this disclaimer and user agreement with the download or use of the provided materials, information and data.



©2013 Philips Lumileds Lighting Company. All rights reserved.
LUXEON is a registered trademark of the Philips Lumileds Lighting Company in the United States and other countries.

www.philipslumileds.com
www.philipslumileds.cn.com

LUXEON CoB Datasheet DSI I5 20131021