


**Built-in Temperature Sensor
SERIAL-INTERFACE REAL TIME CLOCK MODULE**

RTC - 4701 JE / NB

- Built in frequency adjusted 32.768 kHz crystal unit.
- Interface Type : 3-wire serial interface
- Operating voltage range : 1.6 V to 5.5 V
- Wide Timekeeper voltage range : 1.6 V to 5.5 V
- Built-in temperature sensor : Detects temperature.
Converts output to analog voltage
- 32.768 kHz frequency output function : C-MOS output With Control Pin
- Function of time and calendar, the various interrupt function etc.



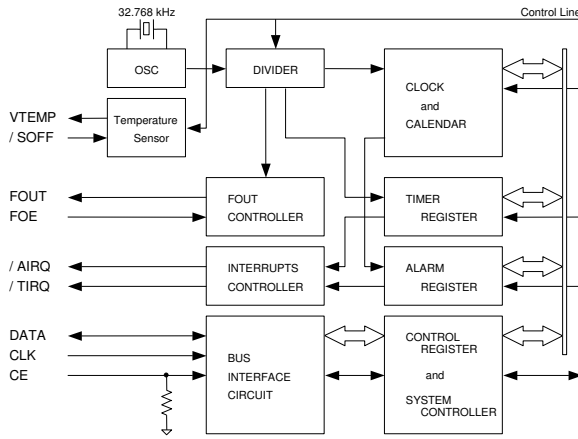
Product Number (Please contact us)
RTC-4701JE : Q41470171000200
RTC-4701NB : Q41470192000200



Actual size



Block diagram



Overview

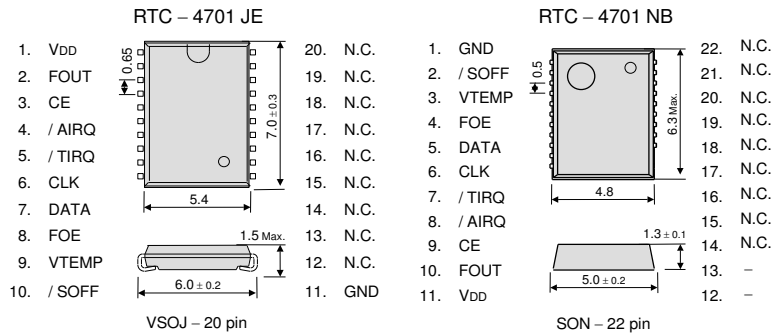
- **Built-in temperature sensor**
 - Diode temperature sensor (analog voltage output)
 - * temperature sensor operating voltage : 2.7 V to 5.5 V
 - * temperature sensor tolerance : ± 5 °C (Ta = +25 °C)
 - * voltage output (analog): -7.6 mV / °C Typ.
- **32.768 kHz frequency output function**
 - FOUT pin output (C-MOS output), CL=30 pF
 - FOE pin enables output on/off control.
- **The various interrupt function**
 - 12 bit additional counter. (to 4095 count)
 - Timer function can be set up between 1/4096 second and 255 minutes.
 - Alarm function can be set to day of week, hour, or minute.

Pin Function

Signal Name	Input / Output	Function										
CE	Input	The chip enabled input pin. (Built-in pull-down resistance)										
CLK	Input	The shift clock input pin for serial data transfer.										
DATA	Bi-directional	The data input / output pin for serial data transfer.										
FOUT	Output	<table border="1"> <thead> <tr> <th>FOE input</th> <th>FOUT output</th> </tr> </thead> <tbody> <tr> <td>HIGH</td> <td>32.768 kHz output</td> </tr> <tr> <td>LOW</td> <td>output OFF</td> </tr> <tr> <td></td> <td>* C-MOS output</td> </tr> <tr> <td></td> <td>* Hi - z</td> </tr> </tbody> </table>	FOE input	FOUT output	HIGH	32.768 kHz output	LOW	output OFF		* C-MOS output		* Hi - z
FOE input	FOUT output											
HIGH	32.768 kHz output											
LOW	output OFF											
	* C-MOS output											
	* Hi - z											
FOE	Input											
VTEMP	Output	The voltage output pin for the temperature sensor (analog).										
/SOFF	Input	The input pin for the temperature sensor control.										
/AIRQ	Output	Output 1 pin (N-ch open drain)										
/TIRQ	Output	Output 2 pin (N-ch open drain)										
VDD	—	Connected to a positive power supply.										
GND	—	Connected to a ground.										

Terminal connection / External dimensions

(Unit:mm)



Metal may be exposed on the top or bottom of this product. This will not affect any quality, reliability or electrical spec.

Temperature sensor characteristics

* Refer to application manual for details.

* If not specifically indicated, GND = 0 V, VDD = 2.7 V to 5.5 V, Ta = -40 °C to +85 °C

Item	Symbol	Condition	Min.	Typ.	Max.	Unit
Temperature output voltage	VTEMP	VTEMP pin, Ta = +25 °C GND based output voltage		1.480		V
Output tolerance	TACR	Ta = +25 °C			± 5.0	°C
Temperature sensitivity	VSE	-40 °C ≤ Ta ≤ +85 °C	-7.1	-7.6	-8.1	mV / °C
Linearity	ΔNL	-40 °C ≤ Ta ≤ +85 °C			± 2.0	%
Temperature detection range	TSOP	ΔNL ≤ ± 2.0 %	-40		+ 85	°C
Output resistance	Ro	VTEMP pin, Ta = +25 °C GND standard and VDD standard		1.0	3.0	kΩ

* Temperature sensitivity $VSE = (V(+85 °C) - V(-40 °C)) / 125 [mV / °C]$

* Linearity $\Delta NL = \frac{a}{b} \times 100 [\%]$

* Output resistance (Ro) $Ro = \frac{\Delta V}{\Delta I} [\Omega]$

a : Maximum deviation between the measured value of VTEMP and approximate straight line.
b : Difference between the measured values at -40 °C and +85 °C.

