

ebm-papst Mulfingen GmbH & Co. KG

Bachmühle 2

D-74673 Mulfingen

Phone: +49(0)7938/81-0

Fax: +49(0)7938/81-110

info1@de.ebmpapst.com

www.ebmpapst.com

Nominal data

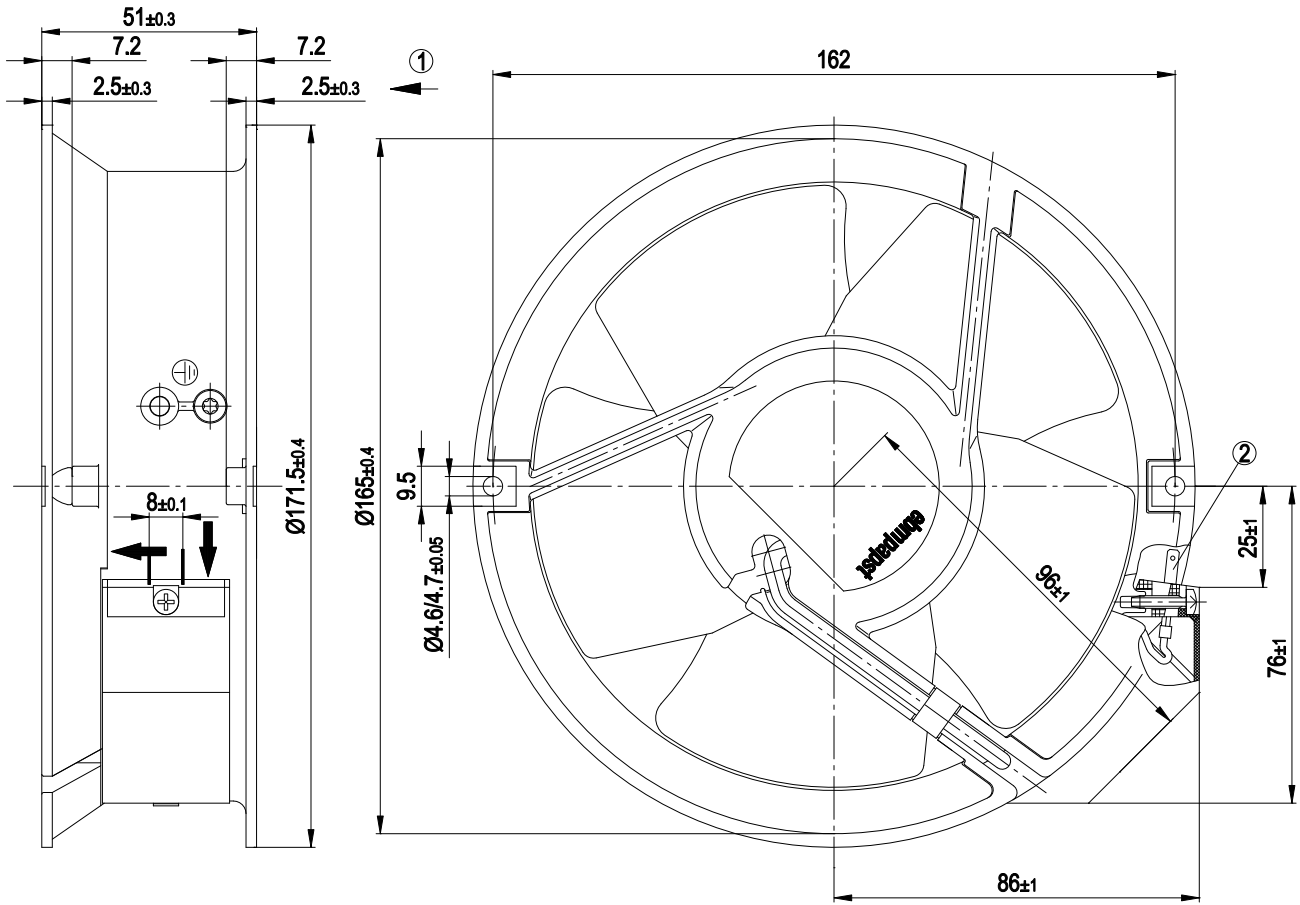
Type	W2E143-AA15-01		
Motor	M2E052-BF		
Phase		1~	1~
Nominal voltage	[V]	115	115
Frequency	[Hz]	50	60
Type of data definition		rfa	rfa
Valid for approval / standard		CE	CE
Speed	[min ⁻¹]	2800	3300
Power input	[W]	24	26
Current draw	[A]	0.25	0.23
Motor capacitor	[µF]	3	3
Capacitor voltage	[VDB]	250	250
Capacitor standard		P0 (CE)	P0 (CE)
Max. ambient temperature	[°C]	70	70

ml = max. load · me = max. efficiency · rfa = running at free air · cs = customer specs · cu = customer unit
Subject to alterations

Technical features

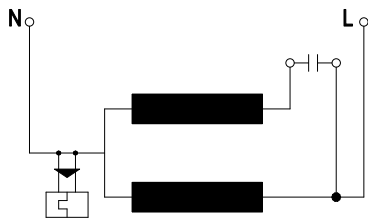
Leakage current	< 0.75 mA
Size	143 mm
Operation mode	S1
Direction of rotation	Counter-clockwise, seen on rotor
Mounting position	Any
Electrical leads	With plug
Direction of air flow	"V"
Insulation class	"B"
Condensate discharge holes	None, open rotor
Bearing motor	Ball bearing
Mass	0.94 kg
Material of blades	Sheet steel, coated in black
Material of wall ring	Die-cast aluminium, coated in black
Motor protection	Thermal overload protector (TOP) wired internally
Product conforming to standard	CE; EN 60335-1
Surface of rotor	Rotor open, coated in black
Number of blades	5
Type of protection	IP 20
Protection class	I (if earth wire is connected by customer)
Max. permissible ambient motor temp. (transp./ storage)	+ 80 °C
Min. permissible ambient motor temp. (transp./storage)	- 40 °C
Approval	CCC; CSA C22.2 Nr.113; GOST; UL 507; VDE

Product drawing

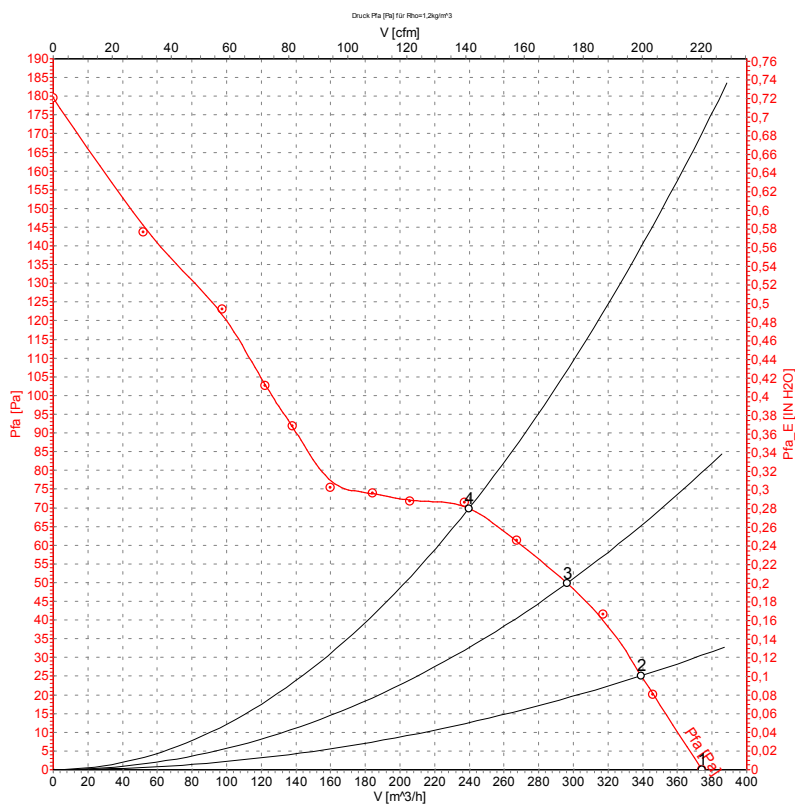


1	Direction of air flow "V"
2	Blade terminal 2.8 x 0.5 mm

Connection screen



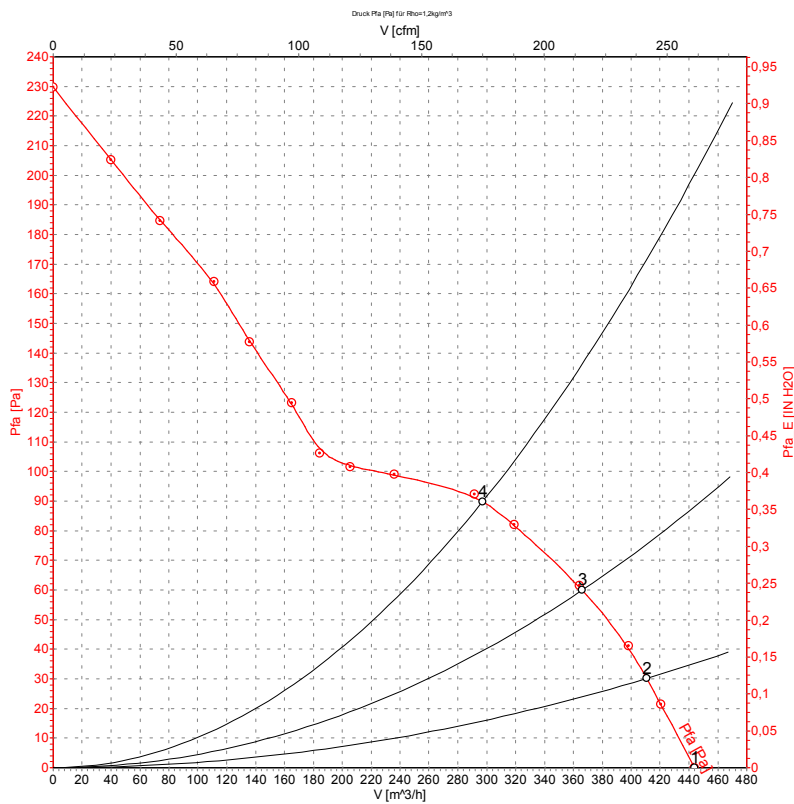
Charts: Air flow 50 Hz



Measured values

	U	f	n	P ₁	I	Ŷ	P _{fa}
	[V]	[Hz]	[min ⁻¹]	[W]	[A]	[m ³ /h]	[Pa]
1	115	50	2870	24	0.25	375	0
2	115	50	2850	25	0.25	340	25
3	115	50	2830	26	0.25	295	50
4	115	50	2815	27	0.25	240	70

Charts: Air flow 60 Hz



Measured values

	U	f	n	P ₁	I	\hat{V}	P _{fa}
	[V]	[Hz]	[min ⁻¹]	[W]	[A]	[m³/h]	[Pa]
1	115	60	3375	26	0.23	445	0
2	115	60	3340	28	0.24	410	30
3	115	60	3315	29	0.25	365	60
4	115	60	3275	30	0.27	295	90