



### TUBE LIQUID COLD PLATES FOR POWER APPLICATIONS

Aavid Thermalloy Tube liquid cold plates are designed for engineers seeking a cost effective solution for low and medium power density applications. Tube cold plates feature a joint free continuous tube mechanically interlocked into an extruded aluminum plate. In addition, a thermal epoxy is applied to the joint to provide a gap free thermal interface between the plate and the tube for increased performance.



#### CRITICAL APPLICATION NEED:

- *Cost/performance value*
- *Leak free operation*
- *Thermal performance*

#### FEATURES AND BENEFITS:

- *Economical extruded base and continuous tube construction*
- *Continuous joint free tube reduces chances for leaks*
- *Use of thermal epoxy in the joint between tube and plate enhances thermal performance.*

#### ORDERING INFORMATION:

Part Number	"A" Dim	Finish	Configuration	Figure
418101U00000G	178 mm (7.0")	Unfinished	2 Pass	1
418201U00000G	305 mm (12.0")	Unfinished	2 Pass	1
418301U00000G	610 mm (24.0")	Unfinished	2 Pass	1

Custom Configurations: See Figure 4 for design guidelines.  
Contact Aavid Thermalloy Application Engineering for assistance.



**SPECIFICATIONS:**

- *Plate: Extrusion, aluminum*
- *Tube: Copper 9.5 mm (0.375") O.D. x .8 mm (0.032") wall*
- *Epoxy: Aluminum filled, high thermal conductivity*
- *Finish: Unfinished standard*

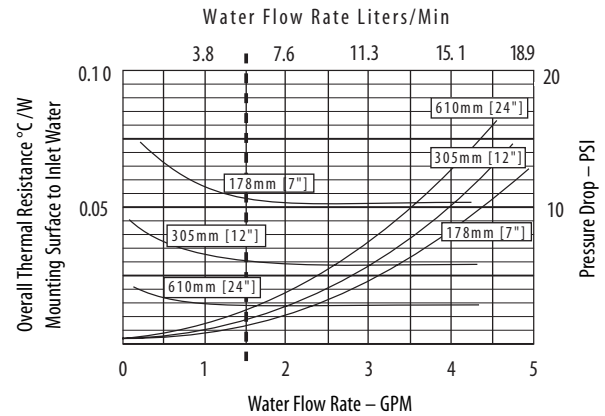
**AVAILABLE OPTIONS:**

- *Finishes: AavSHIELD, AavSHIELD<sup>3</sup>*
- *Tube Material: Stainless steel or Cupronickel tubing of the same outside diameter*
- *Length: Custom lengths available (see Figure 4)*

Contact Aavid Thermalloy Applications Engineering Department when ordering custom configurations.

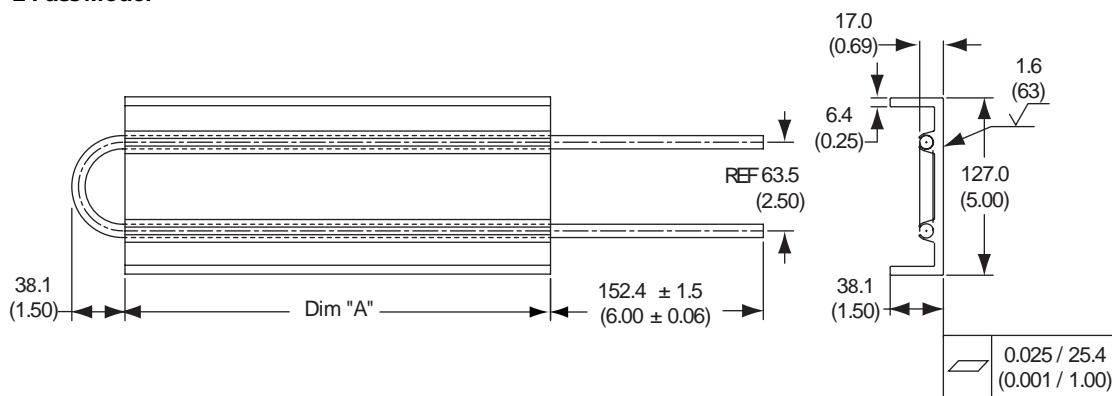
**PERFORMANCE:**

**2 Pass Models**



**MECHANICAL OUTLINE:**

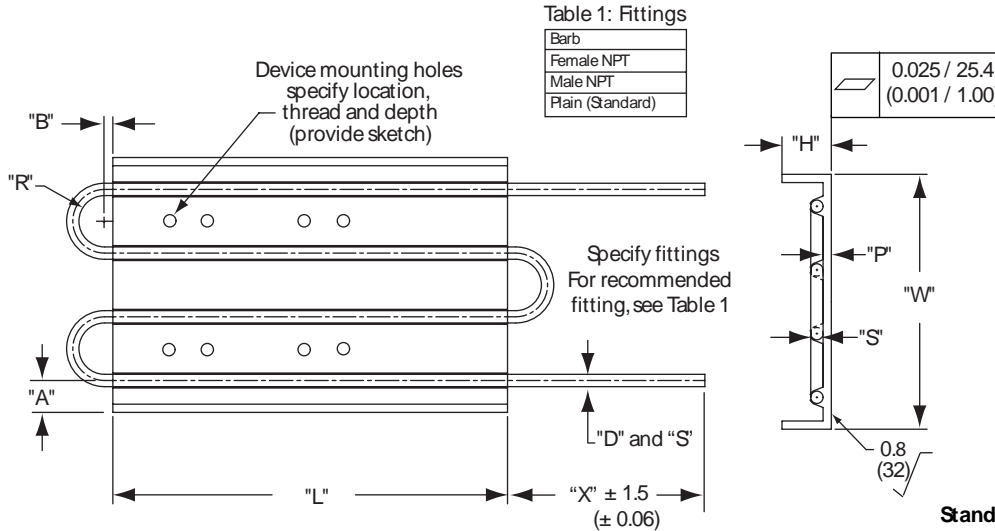
Figure 1  
2 Pass Model



Dimensions as shown are mm (inches)



### CUSTOM DESIGN EXAMPLE AND GUIDELINES



#### Standard Tolerances

Lead-in Dimensions	± 0.25 (0.01)
Overall Dimensions	± 0.50 (0.02)
Feature to Feature	± 0.13 (0.005)

Dim	Description	Min	Max
A	Tube to edge	12.0 (0.50)	
B	Center line of tube radius to plate	3.0 (0.12)	
H	Flange height	25.4 (1.00)	76.2 (3.00)
L	Plate length	25.4 (1.00)	711.2 (28.00)
P	Plate thickness	6.4 (0.25)	25.4 (1.00)
R	Tube bend radius measured at centerline (Copper only)*	1 x Dim D	
S	Tube wall thickness	0.8 (0.032)	
D	Tubing diameter	6.4 (0.25)	25.4 (1.00)
W	Plate width	50.8 (2.00)	307.8 (12.00)
X	Tube Extension	24.4 (1.00)	254.0 (10.00)

\* For alternate materials please contact application engineering.

#### North America

70 Commercial Street  
Suite 200  
Concord, NH 03301  
TEL: (603) 224-9988  
FAX: (603) 223-1790  
EMAIL: info@aavid.com

#### Europe - Italy

Via XXV Aprile,32  
40057 Cadriano (BO), Italy  
TEL: (39) 051 764011  
FAX: (39) 051 764092  
EMAIL: sales.it@aavid.com

#### Asia - Taiwan

14F-4, NO. 79, Hsin Tai Wu RD.  
SEC. 1, Hsi Chih  
Taipei Hsien  
Taiwan  
TEL: 011(886) 2-2698-9888  
FAX: 011(886) 2-2698-9808

#### Asia - Singapore

Block 5014, #04-08  
Techplace 11  
Ang Mo Kio Ave 5  
Singapore 569881  
TEL: 65-6362-8388  
FAX: 65-6362-8588

PLEASE NOTE: Any information furnished by Aavid Thermalloy is believed to be accurate and reliable, but our customers bear all responsibility for use and applications of Aavid Thermalloy products. AAVID THERMALLOY MAKES NO WARRANTIES EXPRESSED OR IMPLIED, AS TO THE FITNESS, MERCHANTABILITY, OR SUITABILITY OF ANY AAVID THERMALLOY PRODUCTS FOR ANY SPECIFIC OR GENERAL USES. AAVID THERMALLOY SHALL NOT BE LIABLE FOR INCIDENTAL OR CONSEQUENTIAL DAMAGES OF ANY KIND. All Aavid Thermalloy products are sold pursuant to the Aavid Thermalloy Domestic Terms and Conditions of Sale in effect from time to time, a copy of which shall be furnished upon request (8911A). Copyright © Aavid Thermalloy, LLC. February, 2010. All icons, drawings, illustrations, and trademarks are the property of Aavid Thermalloy, LLC and may not be reproduced without express written permission. (2/2010)