



*Pb Free part

Customer Name	Standard Specifications	TAIYO YUDEN Mobile Technology Co.,Ltd.	
System	Band7 Rx (50/100ohm Balance)	DATE	Mar. 1, 2012
Part Number	FAR-F6KY-2G6550-B4UN	Version 3.1c	Final

Table 1 Electrical Specification

Passband :2620 ~ 2690 MHz						
Item	Condition (MHz)	Specification			Unit	Remark
		Min.	Typ.	Max.		
Insertion Loss	2620 - 2690	-	2.8	3.6	dB(*1)	
Ripple in passband	2620 - 2690	-	0.9	1.7	dB	
Absolute attenuation	50 - 2500	40	50	-	dB	
	2500 - 2570	50	54	-	dB	
	2750 - 3000	20	40	-	dB	
	3000 - 4000	40	51	-	dB	
	4000 - 6000	30	57	-	dB	
VSWR(Input)	2620 - 2690	-	1.6	2.0	-	
VSWR(Output)	2620 - 2690	-	1.6	2.1	-	
Amplitude balance (S21/S31)	2620 - 2690	-1.5	-0.7/+0.7	+1.5	dB	
Phase balance ((φS21-φS31)+180)	2620 - 2690	-12	-3/+5	+12	deg.	
Input Impedance	Unbalanced	-	50	-	ohm	
Output Impedance	Balanced	-	100//36nH	-	ohm	
Operating temperature		-30~+85			°C	
Device size		1.4typ. x 1.0typ. x 0.5max.			mm	

(*1):Specification of insertion loss includes loss that comes from the test board.(0.15dB)

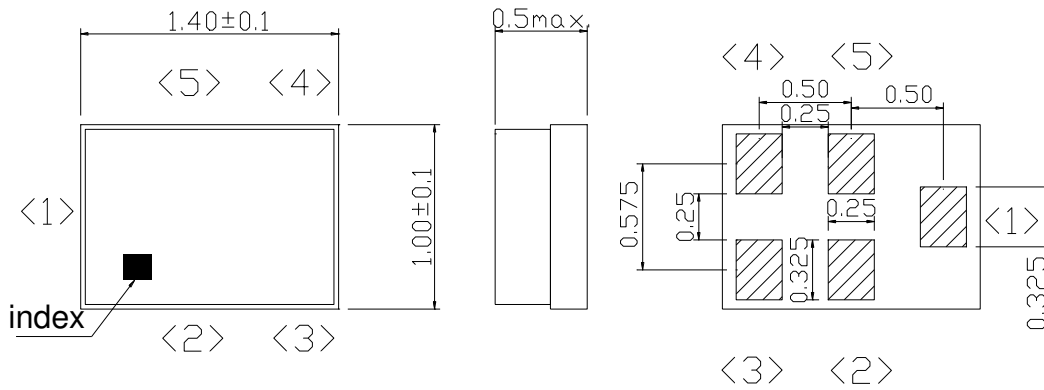


*Pb Free part

Customer Name	Standard Specifications	TAIYO YUDEN Mobile Technology Co.,Ltd.	
System	Band7 Rx (50/100ohm Balance)	DATE	Mar. 1, 2012
Part Number	FAR-F6KY-2G6550-B4UN	Version 3.1c	Final

Dimension

Device size: 1.4typ. x 1.0typ. x 0.5max.

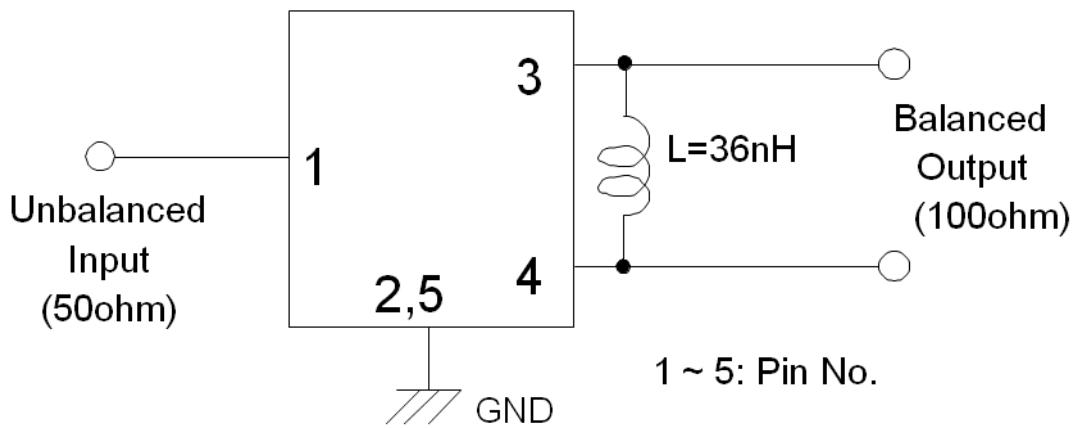


Unit: mm

Pin Configuration

Pin No.	Symbol	Function
1	IN	Unbalanced pin
2	GND	Ground
3	OUT	Balanced pin
4	OUT	Balanced pin
5	GND	Ground

Evaluation Circuit





*Pb Free part

Customer Name	Standard Specifications	TAIYO YUDEN Mobile Technology Co.,Ltd.	
System	Band7 Rx (50/100ohm Balance)	DATE	Mar. 1, 2012
Part Number	FAR-F6KY-2G6550-B4UN	Version 3.1c	Final

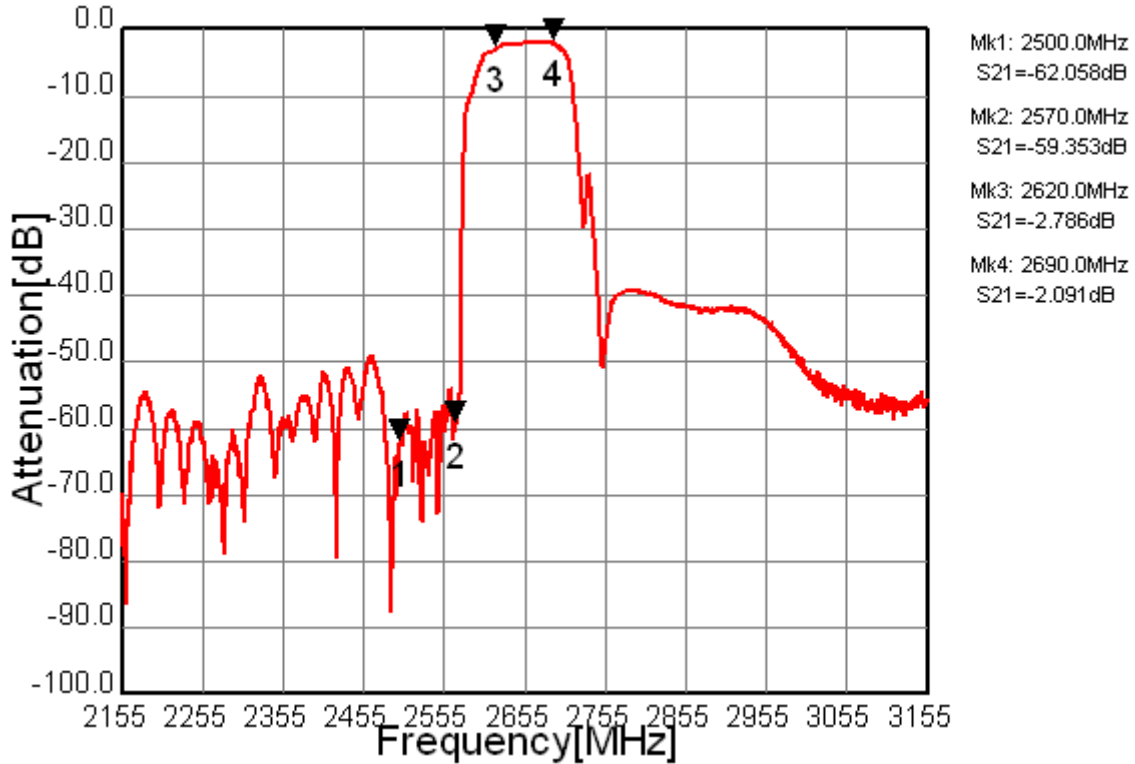


Fig.1 Pass-band Characteristics

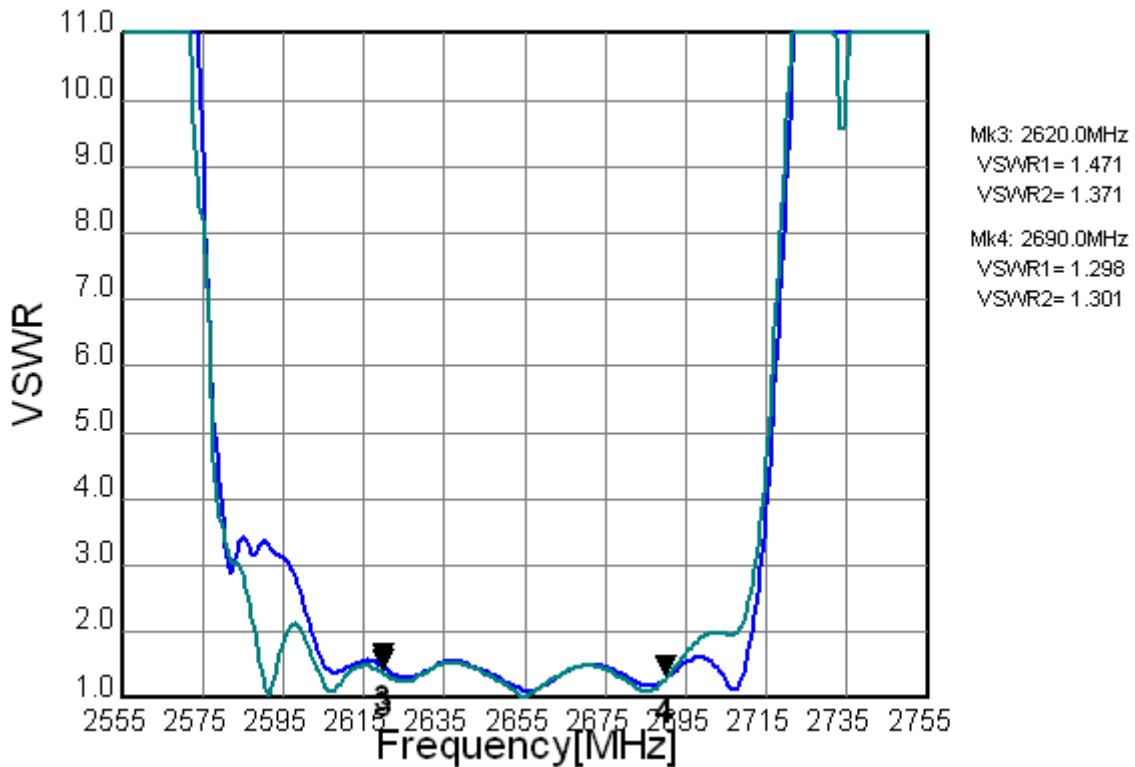


Fig.2 VSWR

— Input
— Output



RoHS MSL1

*Pb Free part

Customer Name	Standard Specifications	TAIYO YUDEN Mobile Technology Co.,Ltd.	
System	Band7 Rx (50/100ohm Balance)	DATE	Mar. 1, 2012
Part Number	FAR-F6KY-2G6550-B4UN	Version 3.1c	Final

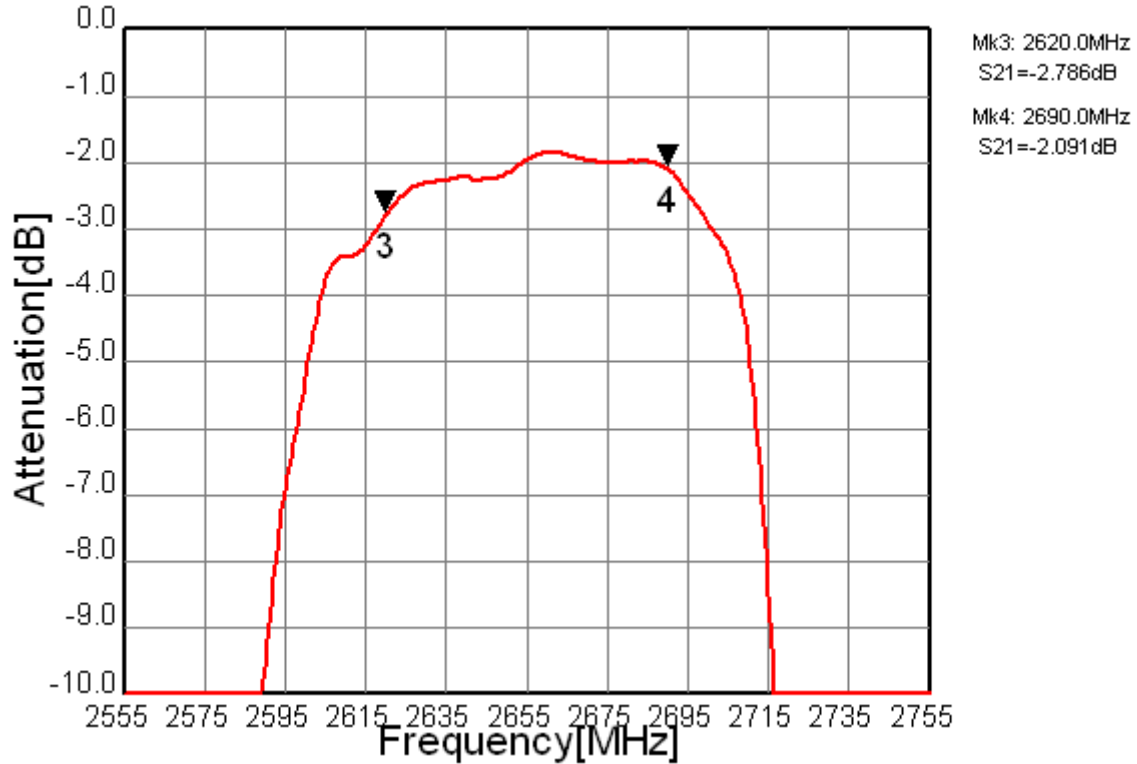


Fig.3 In-band Characteristics

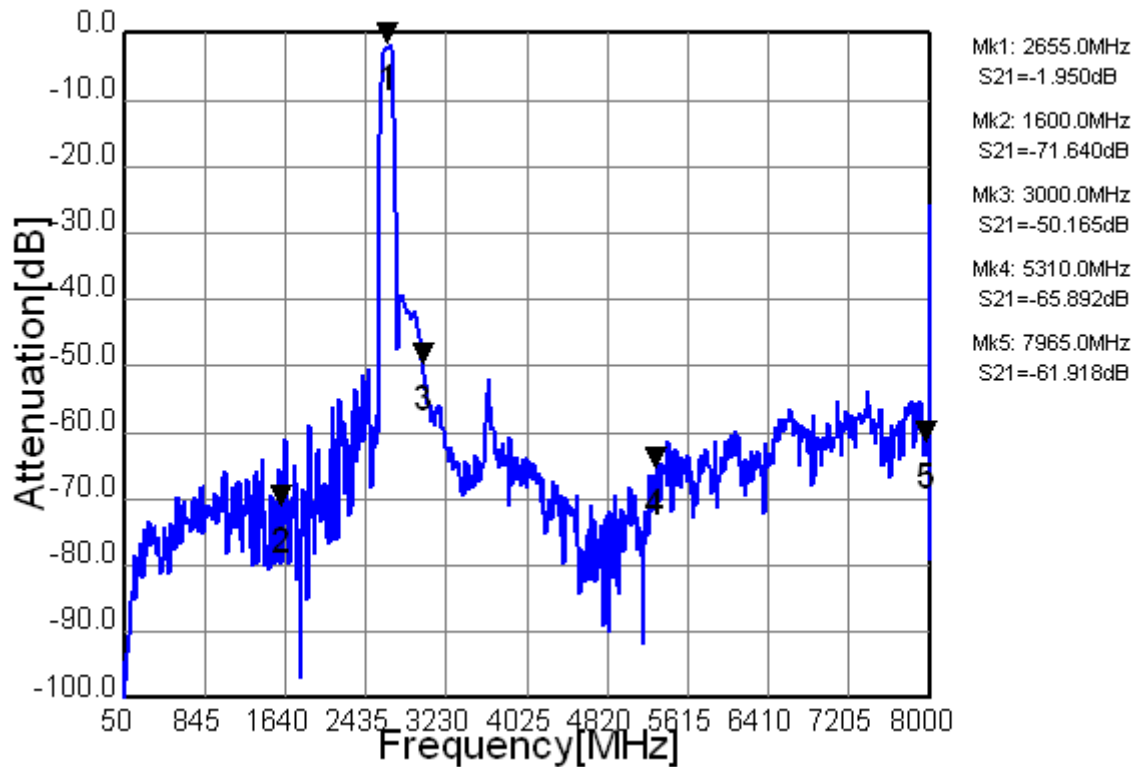


Fig.4 Wide-band Characteristics



RoHS MSL1

*Pb Free part

Customer Name	Standard Specifications	TAIYO YUDEN Mobile Technology Co.,Ltd.	
System	Band7 Rx (50/100ohm Balance)	DATE	Mar. 1, 2012
Part Number	FAR-F6KY-2G6550-B4UN	Version 3.1c	Final

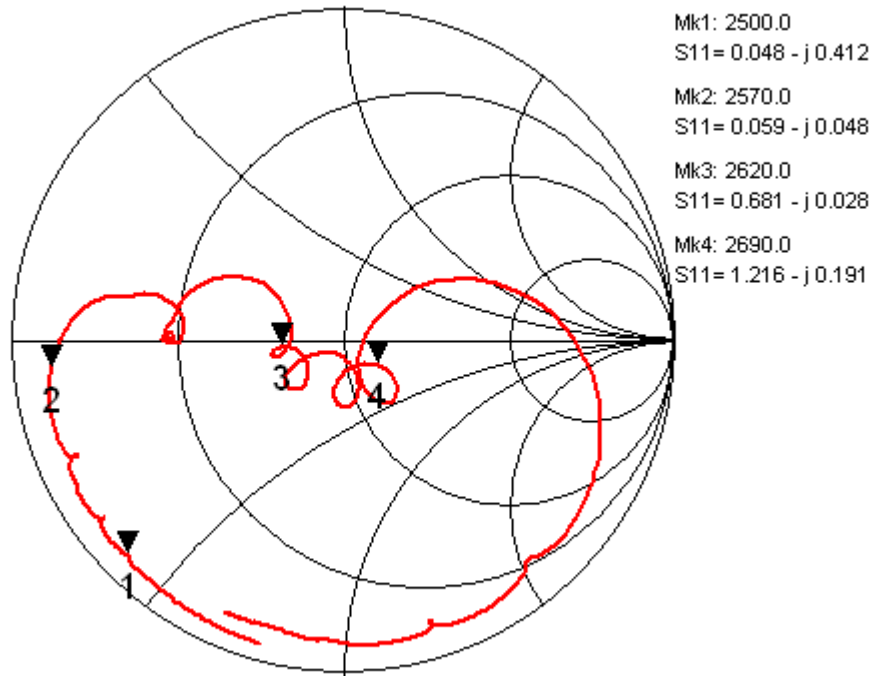


Fig.5 Input impedance

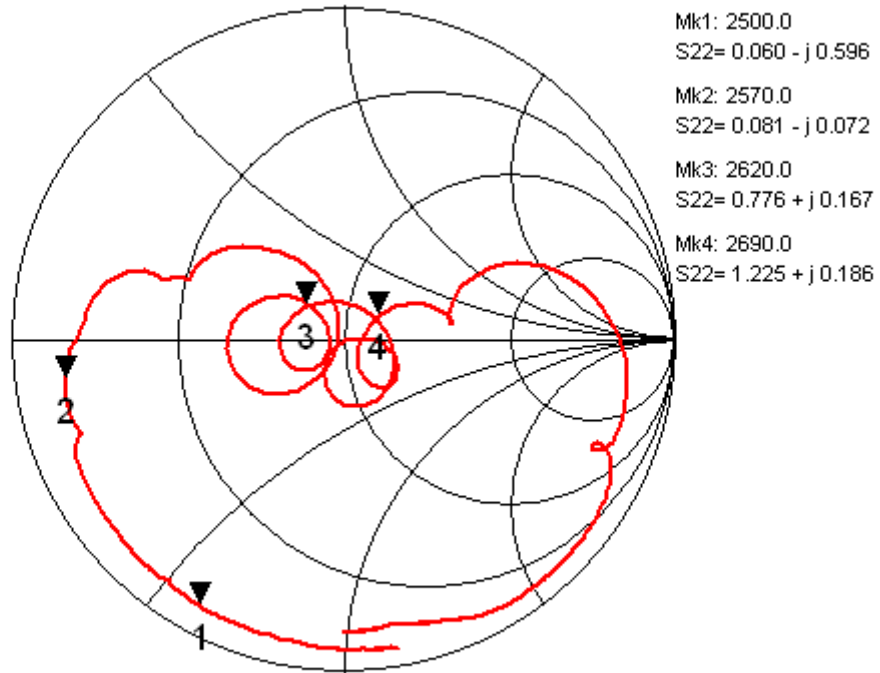


Fig.6 Output impedance



RoHS MSL1

*Pb Free part

Customer Name	Standard Specifications	TAIYO YUDEN Mobile Technology Co.,Ltd.	
System	Band7 Rx (50/100ohm Balance)	DATE	Mar. 1, 2012
Part Number	FAR-F6KY-2G6550-B4UN	Version 3.1c	Final

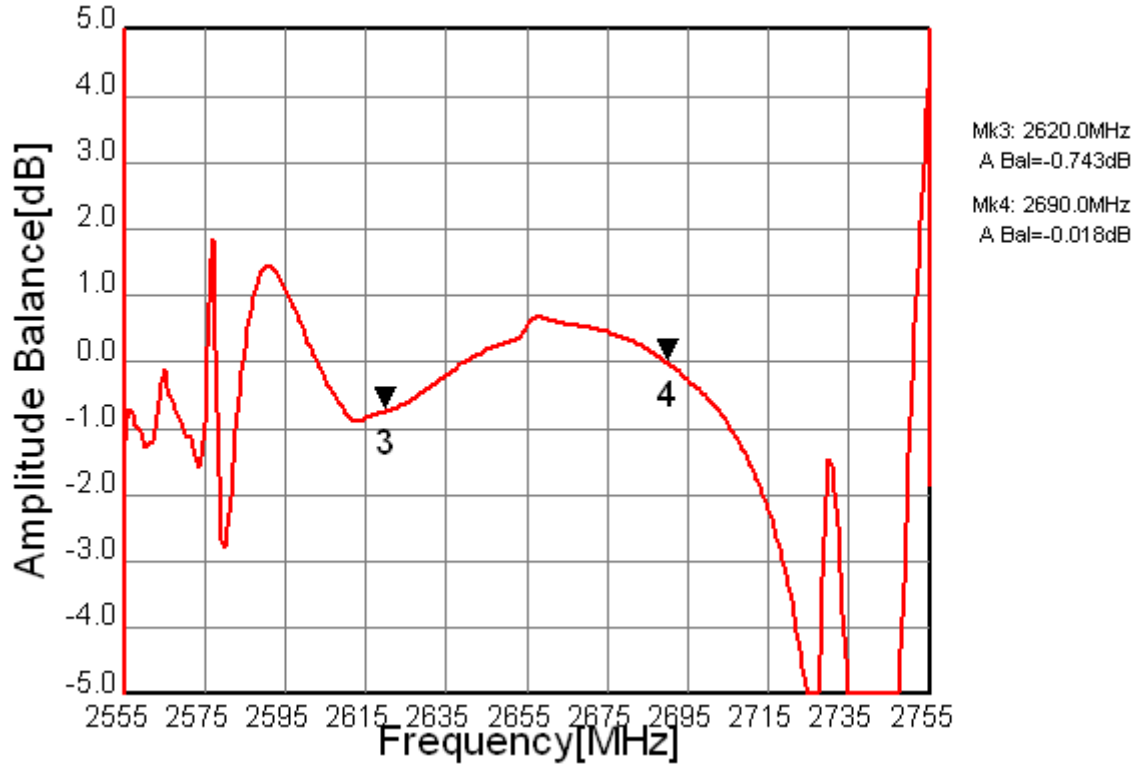


Fig.7 Amplitude Balance

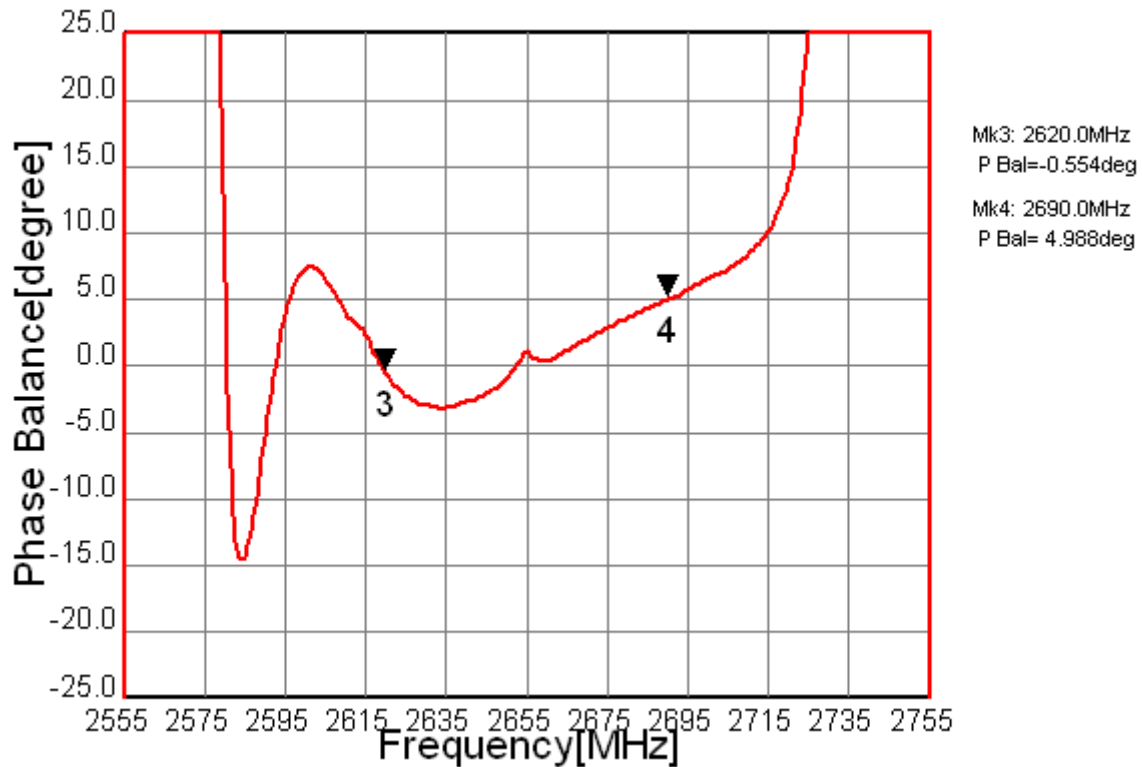


Fig.8 Phase Balance



*Pb Free part

Customer Name	Standard Specifications	TAIYO YUDEN Mobile Technology Co.,Ltd.	
System	Band7 Rx (50/100ohm Balance)	DATE	Mar. 1, 2012
Part Number	FAR-F6KY-2G6550-B4UN	Version 3.1c	Final

Notice

All of the contents specified herein are subject to change without notice due to technical improvements, etc.

Please contact TAIYO YUDEN Co., Ltd. for further details of product specifications.

Please conduct validation and verification of products in actual condition of mounting and operating environment before commercial shipment of the equipment.

This product is for general electronics equipment such as Audio-Visual equipment, household electronics, office supplies, information services and telecommunications; therefore, in case this product is used for any medical equipment, space equipment, nuclear equipment or disaster prevention equipment, please contact TAIYO YUDEN in advance.

In case this product is used for general electronics equipment or circuits which require high safety and high reliability, thoroughly evaluate on safety and add a protection circuit if necessary.