



MSL1

\* Pb Free Part

Customer Name	Standard	TAIYO YUDEN Mobile Technology Co.,Ltd.	
System	PCS-Rx (50/50ohm Unbalance)	Date	March 31, 2010
Part Number	FAR-F6KA-1G9600-D4CR	Version 1.0 c	

Table 1. Electrical specifications

Passband: 1930 ~ 1960 MHz						
Item	Condition	Specification				Remark
		Min.	Typ.	Max.	Unit	
Insertion Loss	1930 - 1990 MHz	-	2.0	2.6	dB	@25°C
		-	-	2.8	dB	
Ripple	1930 - 1990 MHz	-	0.9	1.6	dB	@25°C
		-	-	1.8	dB	
Absolute Attenuation	DC - 1710 MHz	33	39	-	dB	
	1710 - 1830 MHz	28	34	-	dB	
	1830 - 1910 MHz	15	18	-	dB	@25°C
		10	-	-	dB	
	2010 - 2070 MHz	15	21	-	dB	@25°C
		10	-	-	dB	
	2070 - 2150 MHz	24	27	-	dB	
	2150 - 3000 MHz	30	35	-	dB	
3000 - 6000 MHz	15	22	-	dB		
VSWR(Input)	1930 - 1990 MHz	-	2.2	2.6	-	
VSWR(Output)	1930 - 1990 MHz	-	2.3	2.6	-	
Input Impedance	-	50			Ohm	
Output Impedance	-	50			Ohm	
Device Size	-	1.4typ.x1.0typ.x0.5max.			mm	
Operating temp.	-	-30 ~ +85			°C	



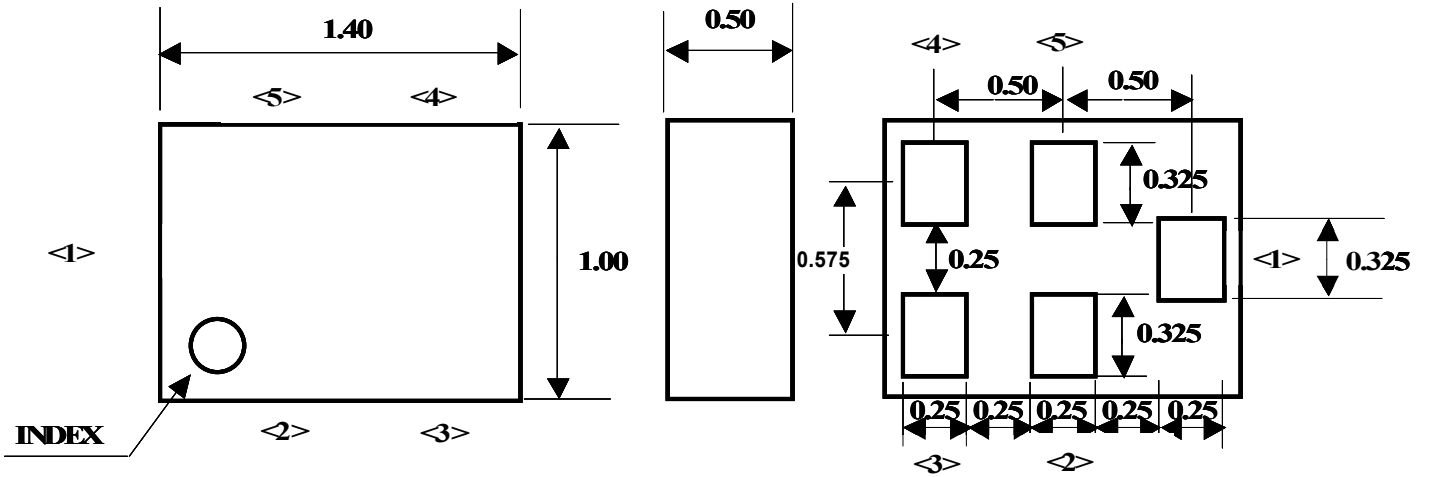
MSL1

\* Pb Free Part

Customer Name	Standard	TAIYO YUDEN Mobile Technology Co.,Ltd.	
System	PCS-Rx (50/50ohm Unbalance)	Date	March 31, 2010
Part Number	FAR-F6KA-1G9600-D4CR	Version 1.0 c	

### Dimension

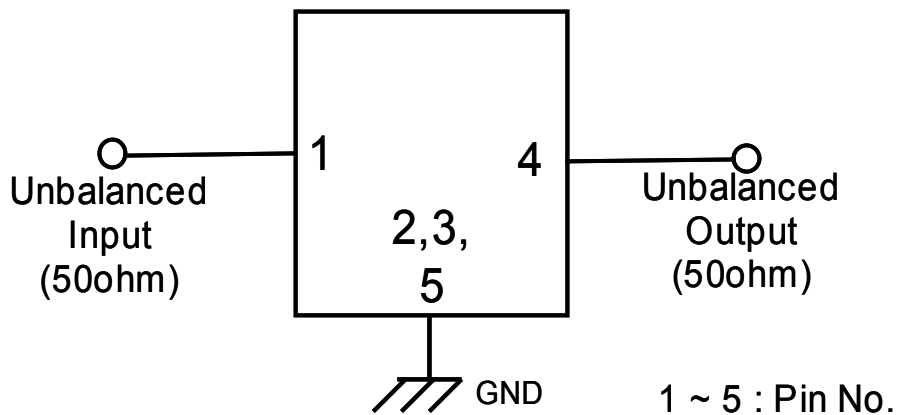
Device size: 1.4mmtyp. x 1.0mmtyp. x 0.5mmmax.



### Pin Configuration

Pin No.	Symbol	Function
1	IN	Unbalanced pin
2	GND	Ground
3	GND	Ground
4	OUT	Unbalanced pin
5	GND	Ground

### Evaluation Circuit





MSL1

\* Pb Free Part

Customer Name	Standard	TAIYO YUDEN Mobile Technology Co.,Ltd.	
System	PCS-Rx (50/50ohm Unbalance)	Date	March 31, 2010
Part Number	FAR-F6KA-1G9600-D4CR	Version 1.0 c	

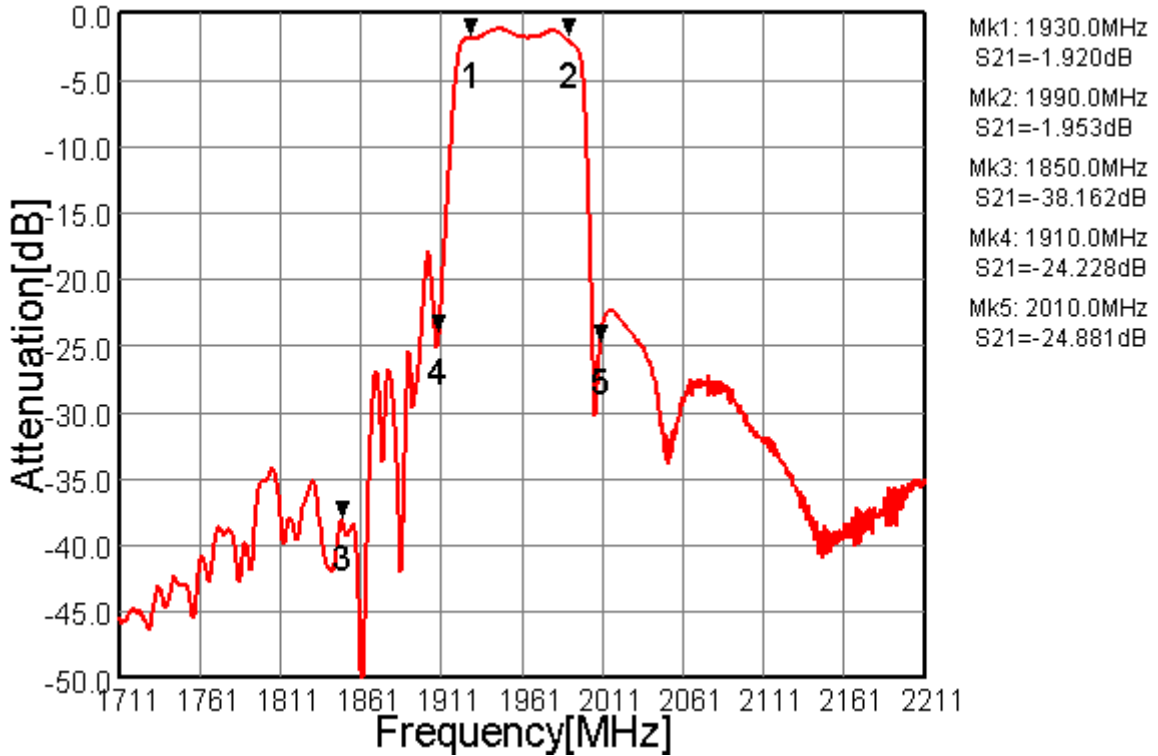


Fig.1 Pass-band Characteristics

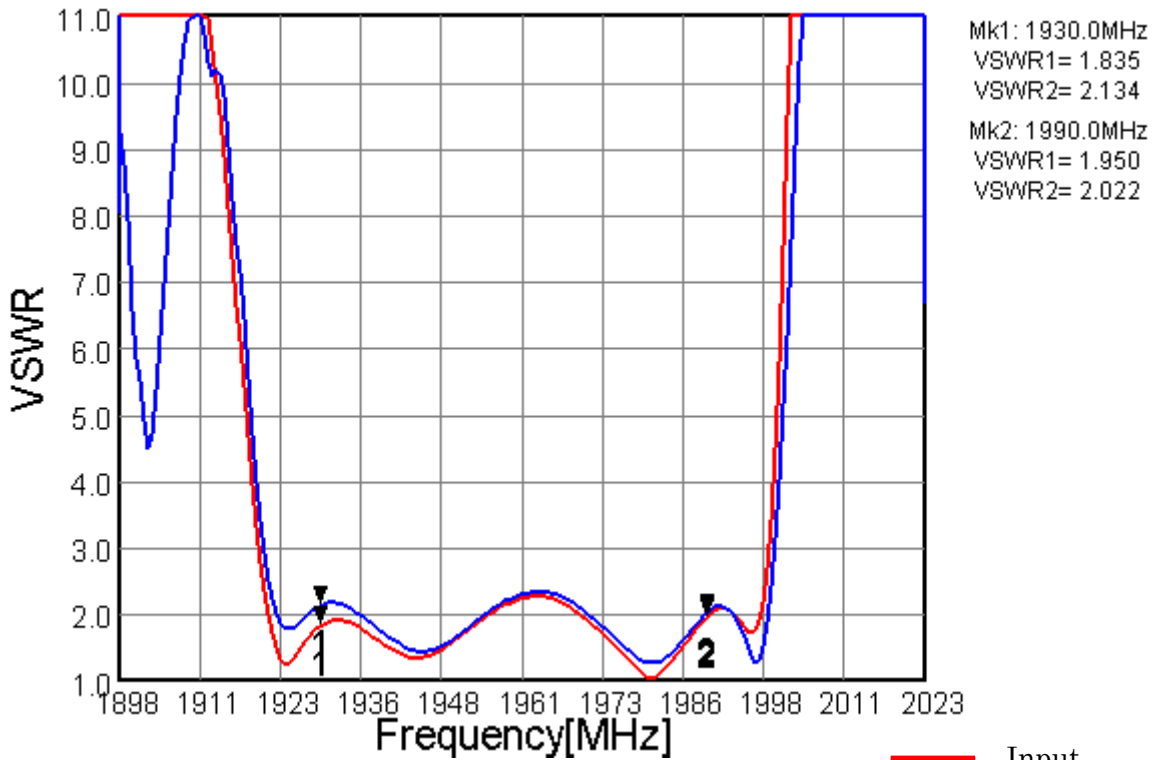


Fig.2 VSWR

— Input  
— Output



MSL1

\* Pb Free Part

Customer Name	Standard	TAIYO YUDEN Mobile Technology Co.,Ltd.	
System	PCS-Rx (50/50ohm Unbalance)	Date	March 31, 2010
Part Number	FAR-F6KA-1G9600-D4CR	Version 1.0 c	

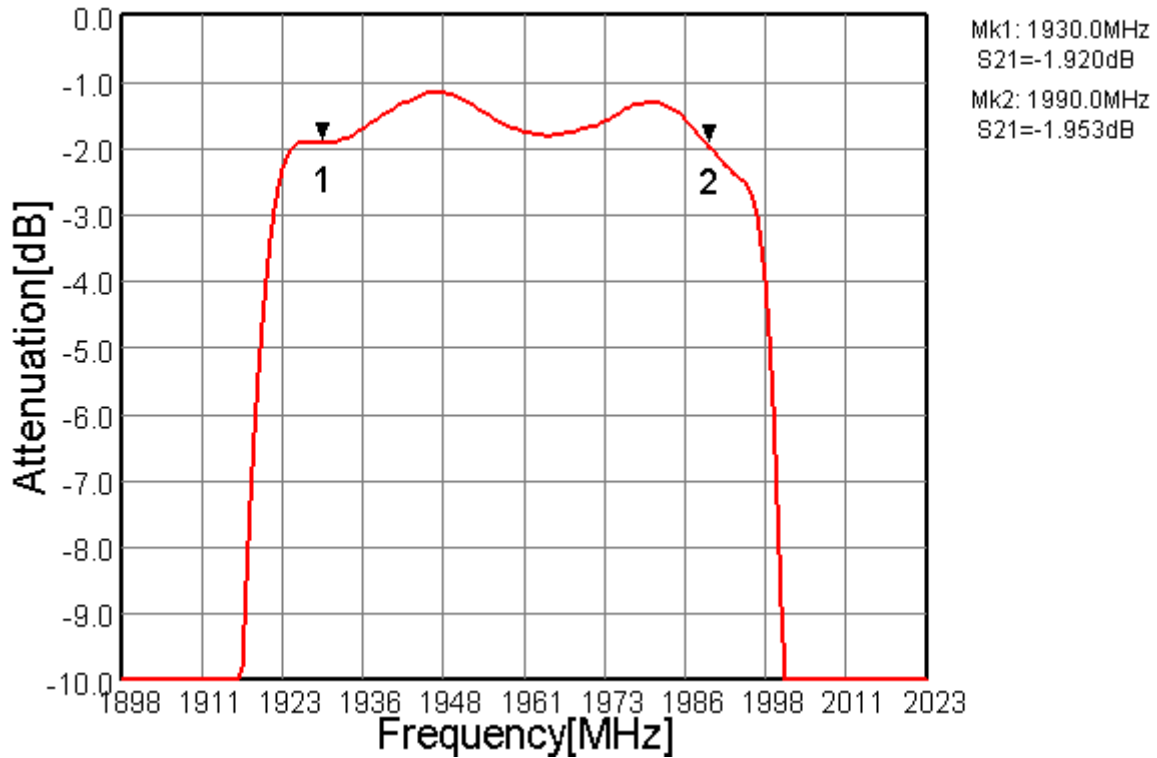


Fig.3 In-band Characteristics

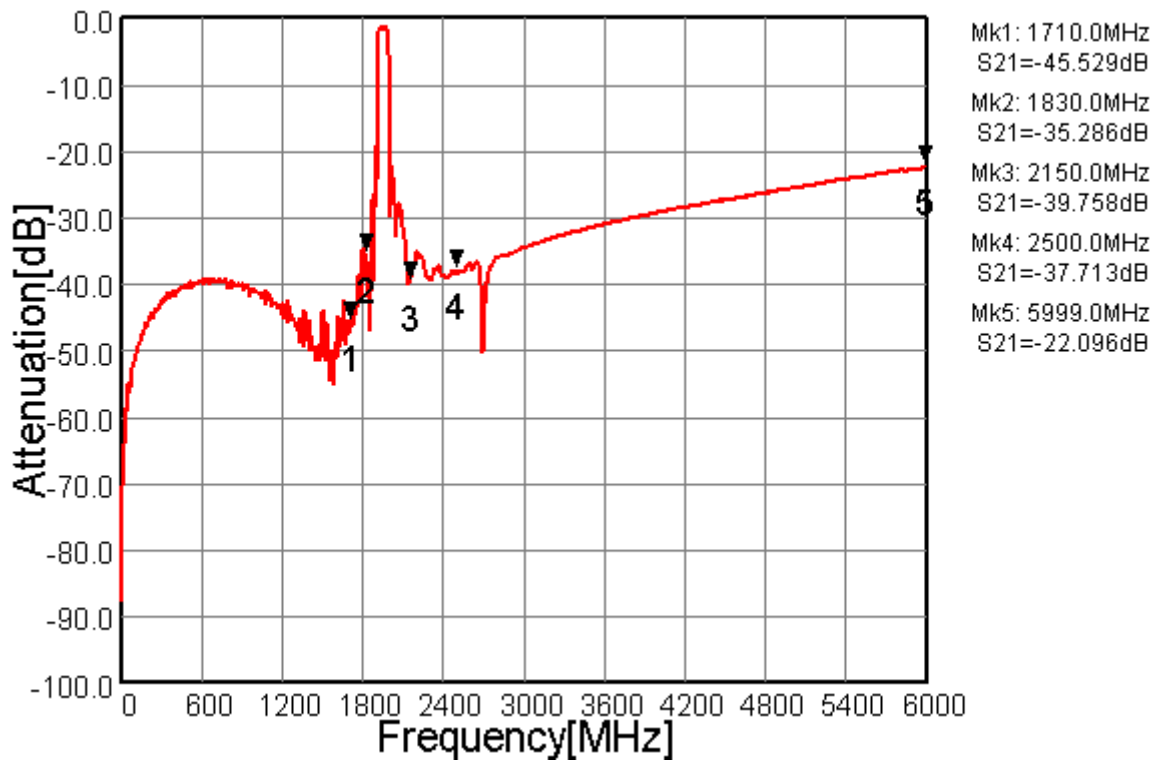


Fig.4 Wide-band Characteristics



MSL1

\* Pb Free Part

Customer Name	Standard	TAIYO YUDEN Mobile Technology Co.,Ltd.	
System	PCS-Rx (50/50ohm Unbalance)	Date	March 31, 2010
Part Number	FAR-F6KA-1G9600-D4CR	Version 1.0 c	

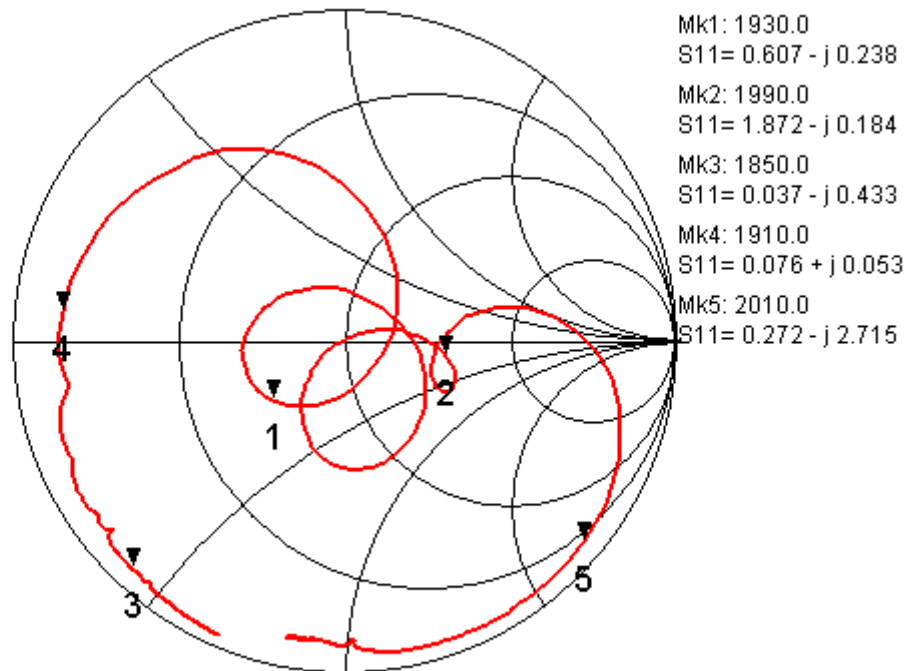


Fig.5 Input Impedance

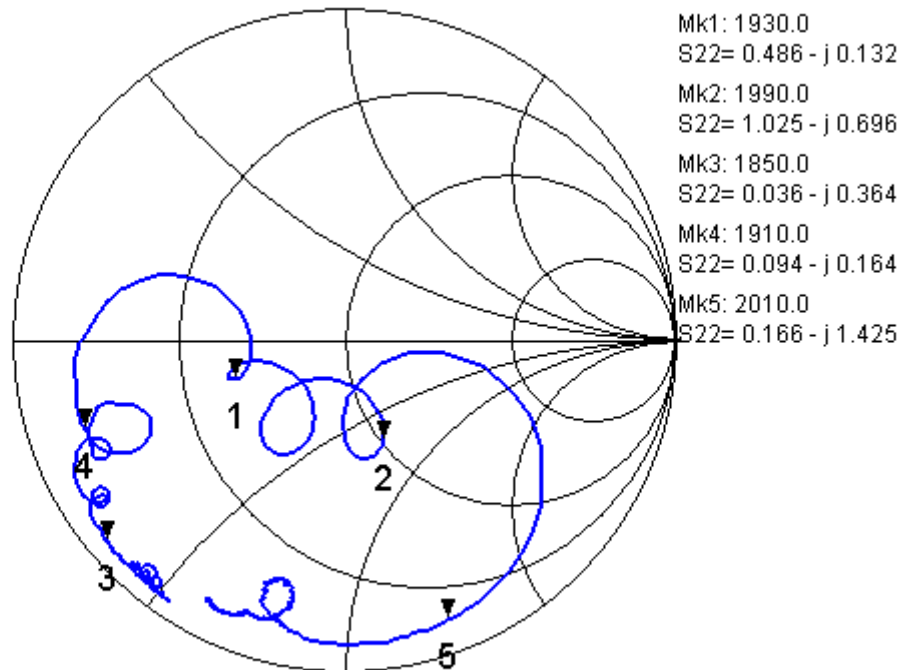


Fig.6 Output Impedance