



MSL1

* Pb Free Part

Customer Name	Standard specification	TAIYO YUDEN Mobile Technology Co.,Ltd.	
System	GSM900/ GSM850 Rx (50/150ohms)	DATE	Aug. 05, 2011
Part Number	FAR-G5QD-942M50-N2DB	Version 1.2aa	Final

Table 1. Electrical specifications(Filter 1)

Pass Band (925-960MHz)						
Item	Condition (MHz)	Specification			Unit	Remarks
		Min.	Typ.	Max.		
Insertion Loss	925-960	-	2.2	3.1	dB(*1)	
Ripple	925-960	-	0.8	1.7	dB	
Input VSWR	925-960	-	1.9	2.2	-	
Output VSWR	925-960	-	2.1	2.5	-	
Absolute attenuation	DC-880	40	43	-	dB	
	880-905	30	44	-	dB	
	905-915	18	25	-	dB	
	980-1025	25	30	-	dB	
	1025-2880	36	41	-	dB	
	2880-6000	25	37	-	dB	
Amplitude balance (S21/S31)	925-960	-1.0	-0.2/+0.2	+1.0	dB	
Phase balance ((Φ S21- Φ S31)+180)	925-960	-10	0/+3.0	10	deg	
Input impedance (Unbalanced)		50//10nH			ohm	
Output impedance (Balanced)		150			ohm	
Operating temperature		-30 to +85			°C	

(*1) Specification of insertion loss includes loss that comes from the test board.



MSL1

* Pb Free Part

Customer Name	Standard specification	TAIYO YUDEN Mobile Technology Co.,Ltd.	
System	GSM900/ GSM850 Rx (50/150ohms)	DATE	Aug. 05, 2011
Part Number	FAR-G5QD-942M50-N2DB	Version 1.2aa	Final

Table 2. Electrical specifications(Filter 2)

Pass Band (869-894MHz)						
Item	Condition (MHz)	Specification			Unit	Remarks
		Min.	Typ.	Max.		
Insertion Loss	869-894	-	1.8	2.6	dB(*1)	
Ripple	869-894	-	0.6	1.3	dB	
Input VSWR	869-894	-	1.6	2.1	-	
Output VSWR	869-894	-	1.8	2.1	-	
Absolute attenuation	DC-824	45	57	-	dB	
	824-849	40	55	-	dB	
	914-960	25	38	-	dB	
	960-2000	32	37	-	dB	
	2000-6000	25	38	-	dB	
Amplitude balance (S21/S31)	869-894	-1.0	0.0/+0.3	+1.0	dB	
Phase balance ((Φ S21- Φ S31)+180)	869-894	-10	-1.0/+1.4	10	deg	
Input impedance (Unbalanced)		50//10nH			ohm	
Output impedance (Balanced)		150			ohm	
Operating temperature		-30 to +85			°C	

(*1) Specification of insertion loss includes loss that comes from the test board.



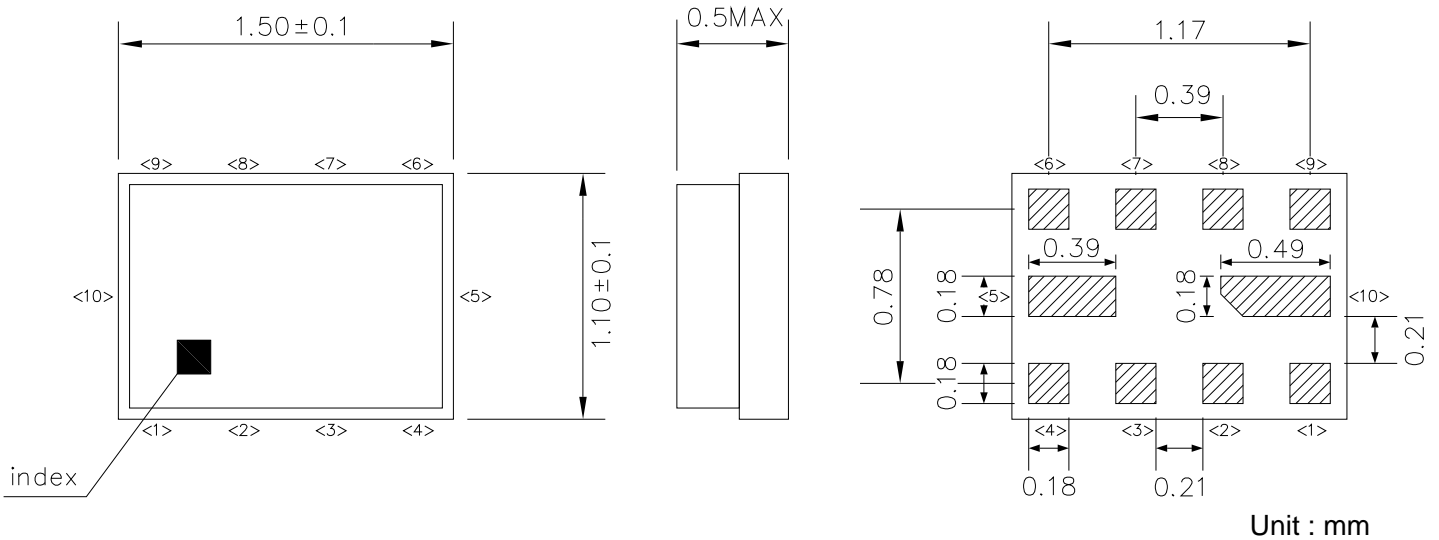
MSL1

* Pb Free Part

Customer Name	Standard specification	TAIYO YUDEN Mobile Technology Co.,Ltd.	
System	GSM900/ GSM850 Rx (50/150ohms)	DATE	Aug. 05, 2011
Part Number	FAR-G5QD-942M50-N2DB	Version 1.2aa	Final

Dimensions

Device size: 1.5yp. x 1.1typ. x 0.5max.

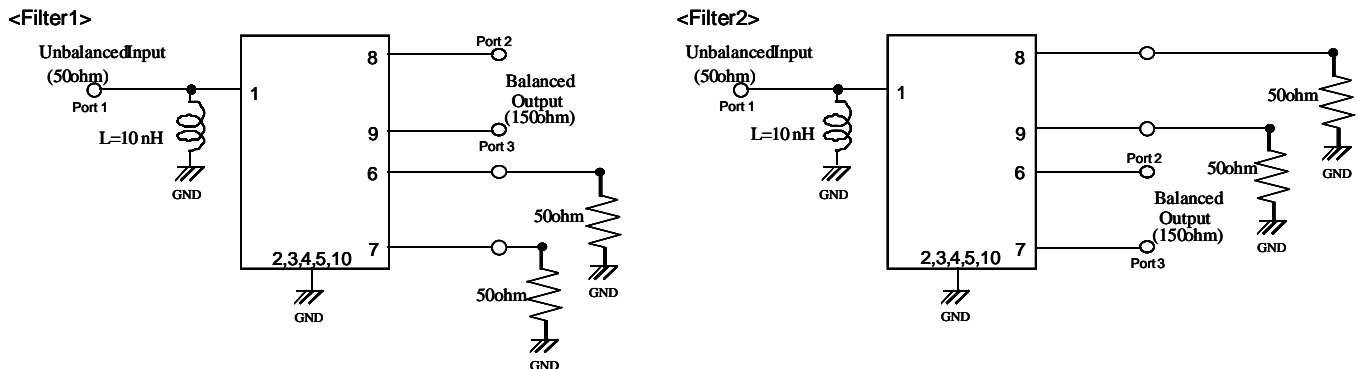


Pin Configuration

Pin No.	Pin name	Description
1	IN	Filter1,2 input pin
2	GND	Ground
3	GND	Ground
4	GND	Ground
5	GND	Ground
6	OUT	Filter2 balanced output pin
7	OUT	Filter2 balanced output pin
8	OUT	Filter1 balanced output pin
9	OUT	Filter1 balanced output pin
10	GND	Ground

Filter No.	Passband(MHz)	System
1	925 ~ 960	GSM900-Rx
2	869 ~ 894	GSM850-Rx

Evaluation Circuit





MSL1

* Pb Free Part

Customer Name	Standard specification	TAIYO YUDEN Mobile Technology Co.,Ltd.	
System	GSM900/ GSM850 Rx (50/150ohms)	DATE	Aug. 05, 2011
Part Number	FAR-G5QD-942M50-N2DB	Version 1.2aa	Final

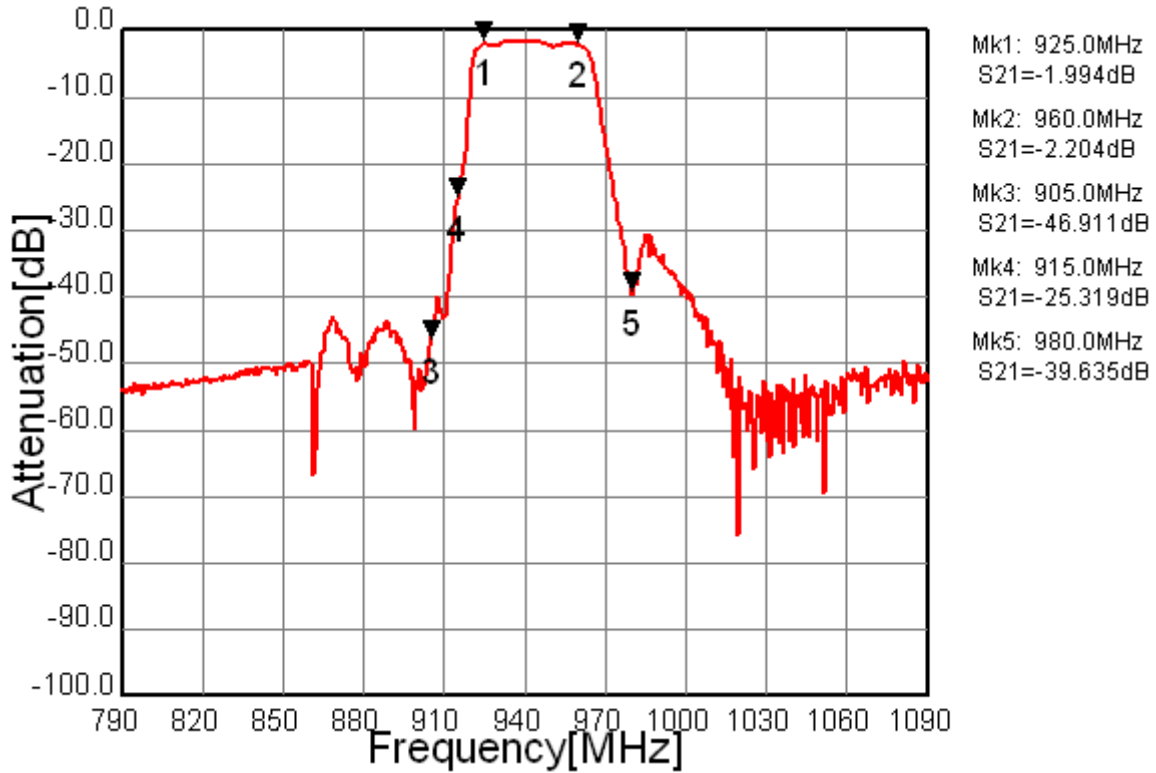


Fig.1 Pass-band Characteristic (Filter1)

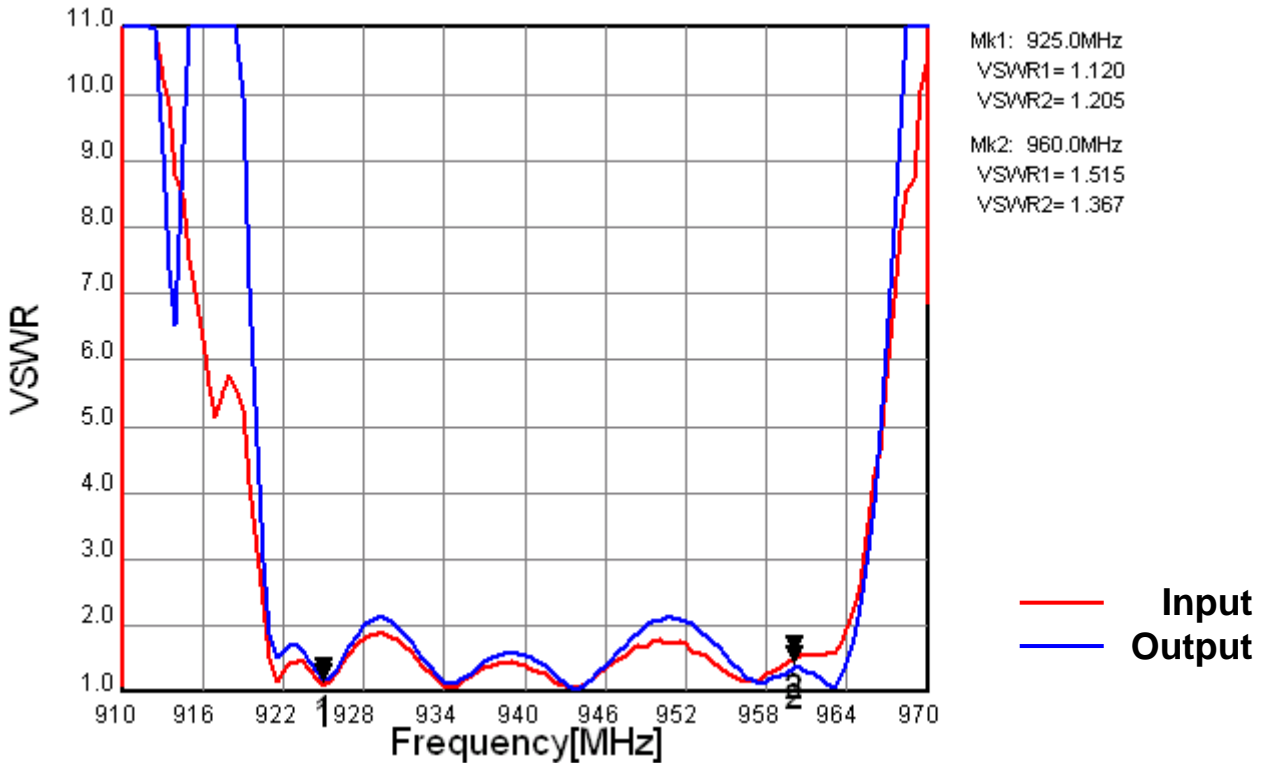


Fig.2 VSWR (Filter1)

TAIYO YUDEN



MSL1

* Pb Free Part

Customer Name	Standard specification	TAIYO YUDEN Mobile Technology Co.,Ltd.	
System	GSM900/ GSM850 Rx (50/150ohms)	DATE	Aug. 05, 2011
Part Number	FAR-G5QD-942M50-N2DB	Version 1.2aa	Final

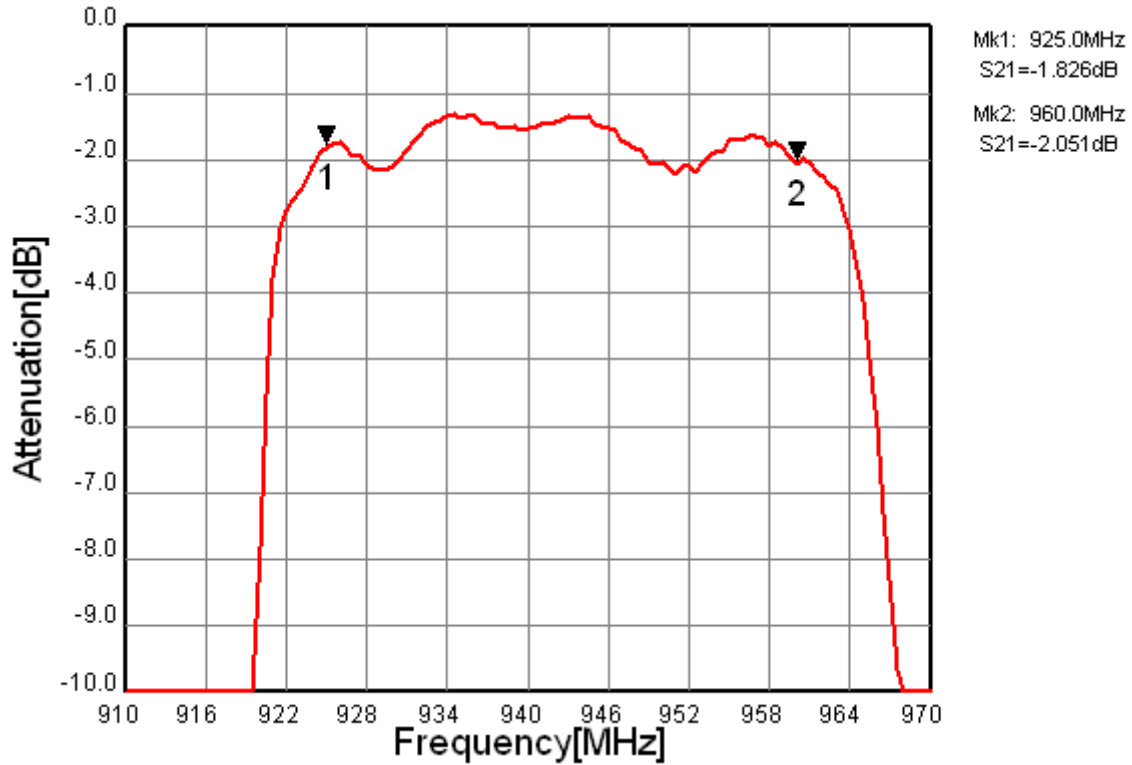


Fig.3 In-band Characteristic (Filter1)

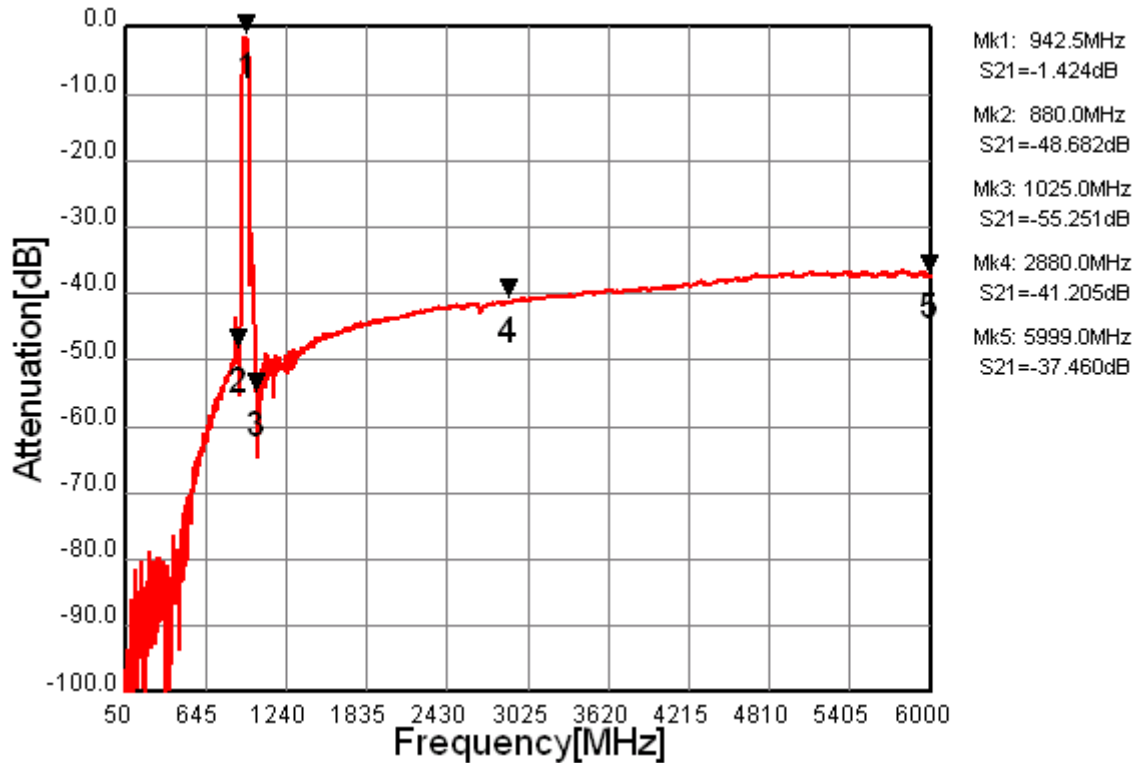


Fig.4 Wide-band Characteristic (Filter1)



RoHS

MSL1

* Pb Free Part

Customer Name	Standard specification	TAIYO YUDEN Mobile Technology Co.,Ltd.	
System	GSM900/ GSM850 Rx (50/150ohms)	DATE	Aug. 05, 2011
Part Number	FAR-G5QD-942M50-N2DB	Version 1.2aa	Final

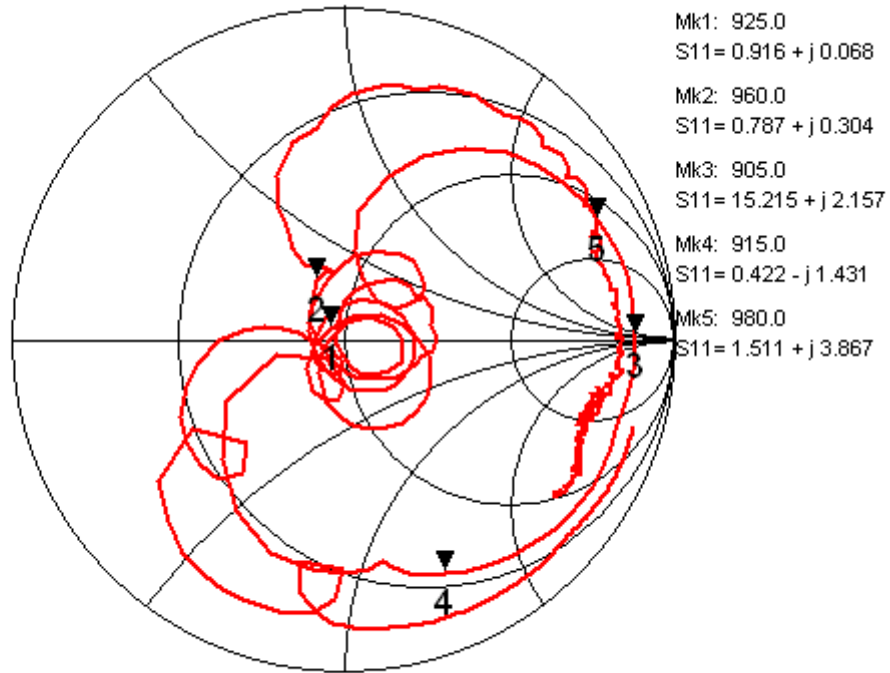


Fig.5 Impedance (SS11) (Filter1)

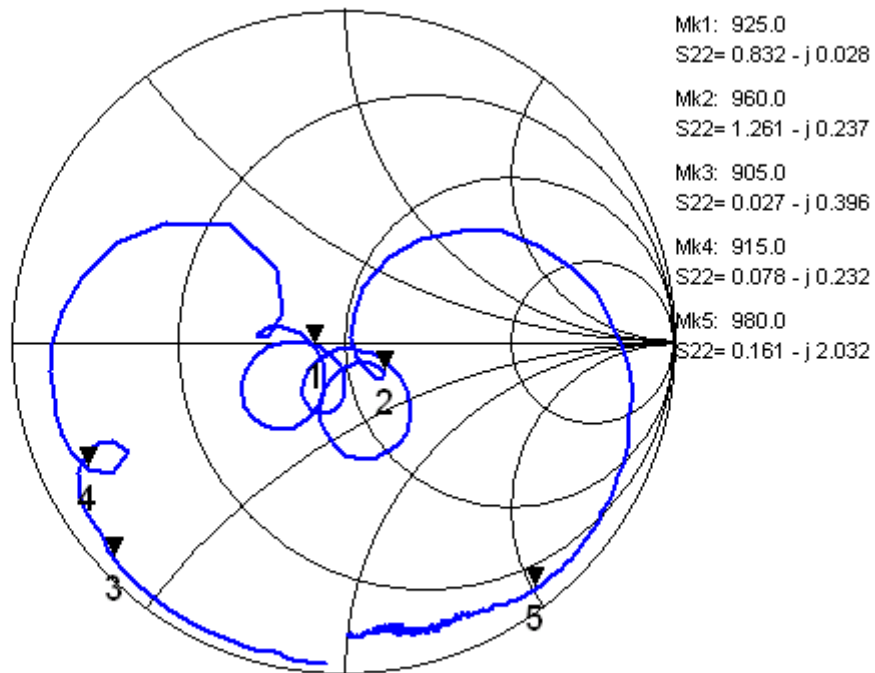


Fig.6 Impedance (SS22) (Filter1)



MSL1

* Pb Free Part

Customer Name	Standard specification	TAIYO YUDEN Mobile Technology Co.,Ltd.	
System	GSM900/ GSM850 Rx (50/150ohms)	DATE	Aug. 05, 2011
Part Number	FAR-G5QD-942M50-N2DB	Version 1.2aa	Final

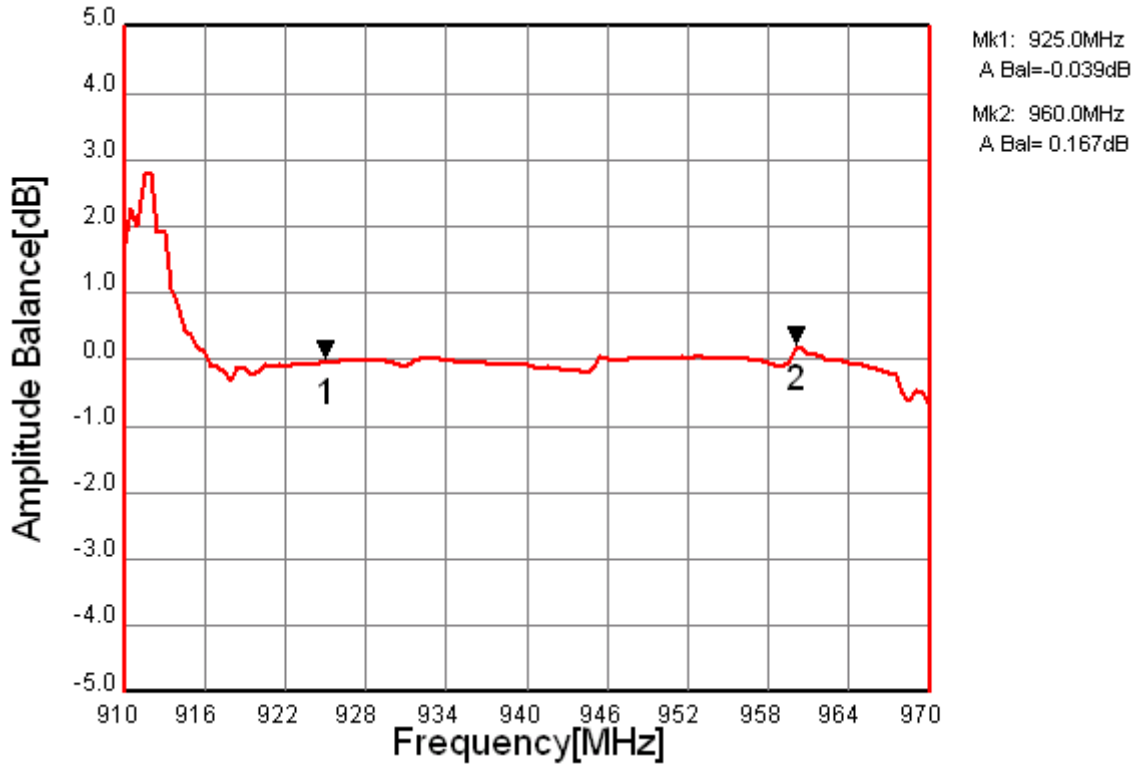


Fig.7 Amplitude Balance (Filter1)

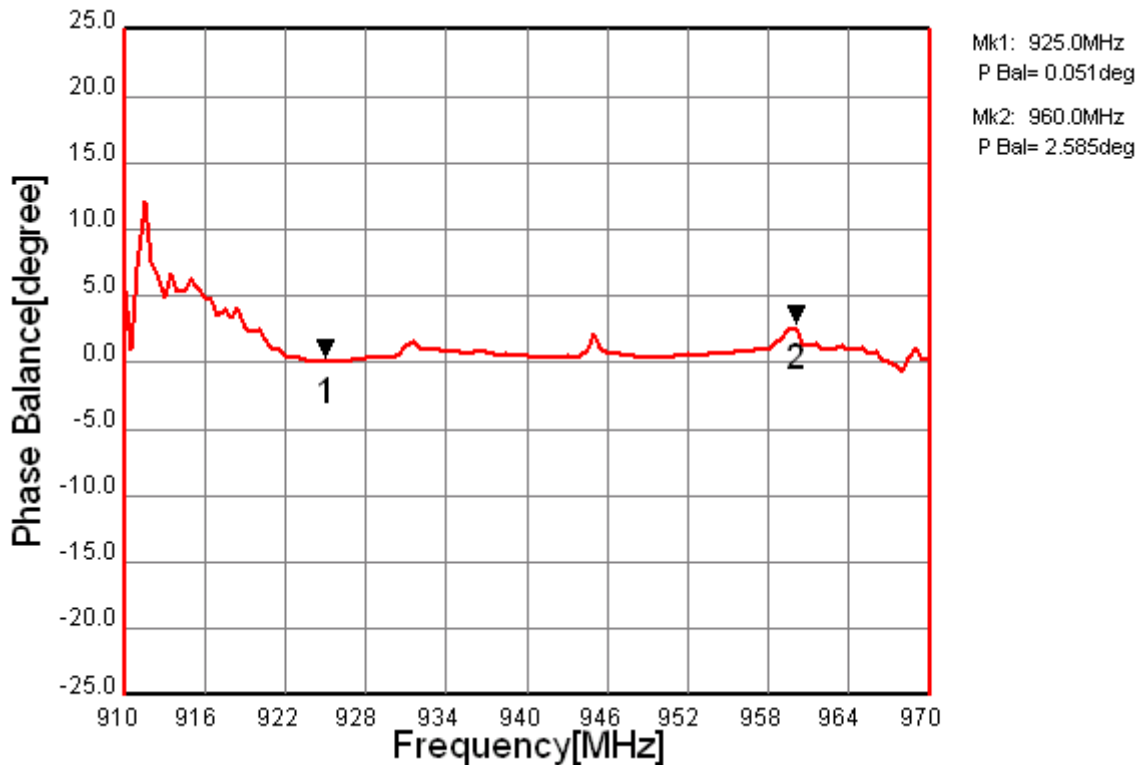


Fig.8 Phase Balance (Filter1)



MSL1

* Pb Free Part

Customer Name	Standard specification	TAIYO YUDEN Mobile Technology Co.,Ltd.	
System	GSM900/ GSM850 Rx (50/150ohms)	DATE	Aug. 05, 2011
Part Number	FAR-G5QD-942M50-N2DB	Version 1.2aa	Final

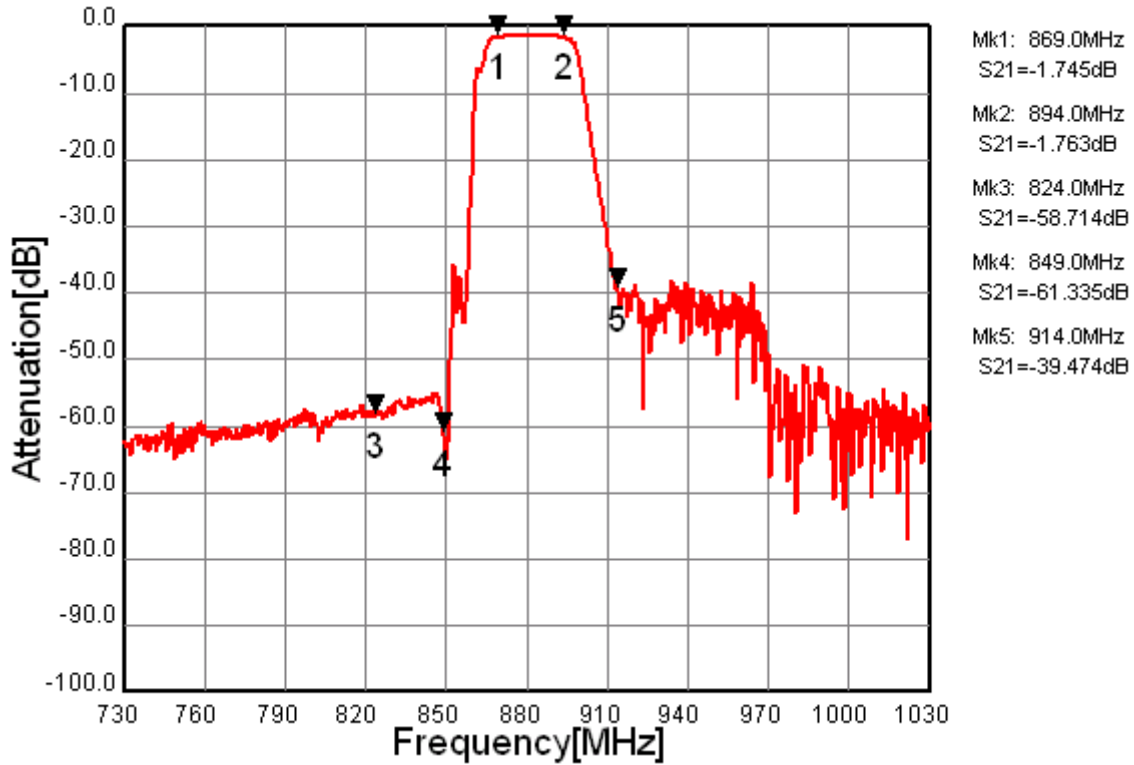


Fig.9 Pass-band Characteristic (Filter2)

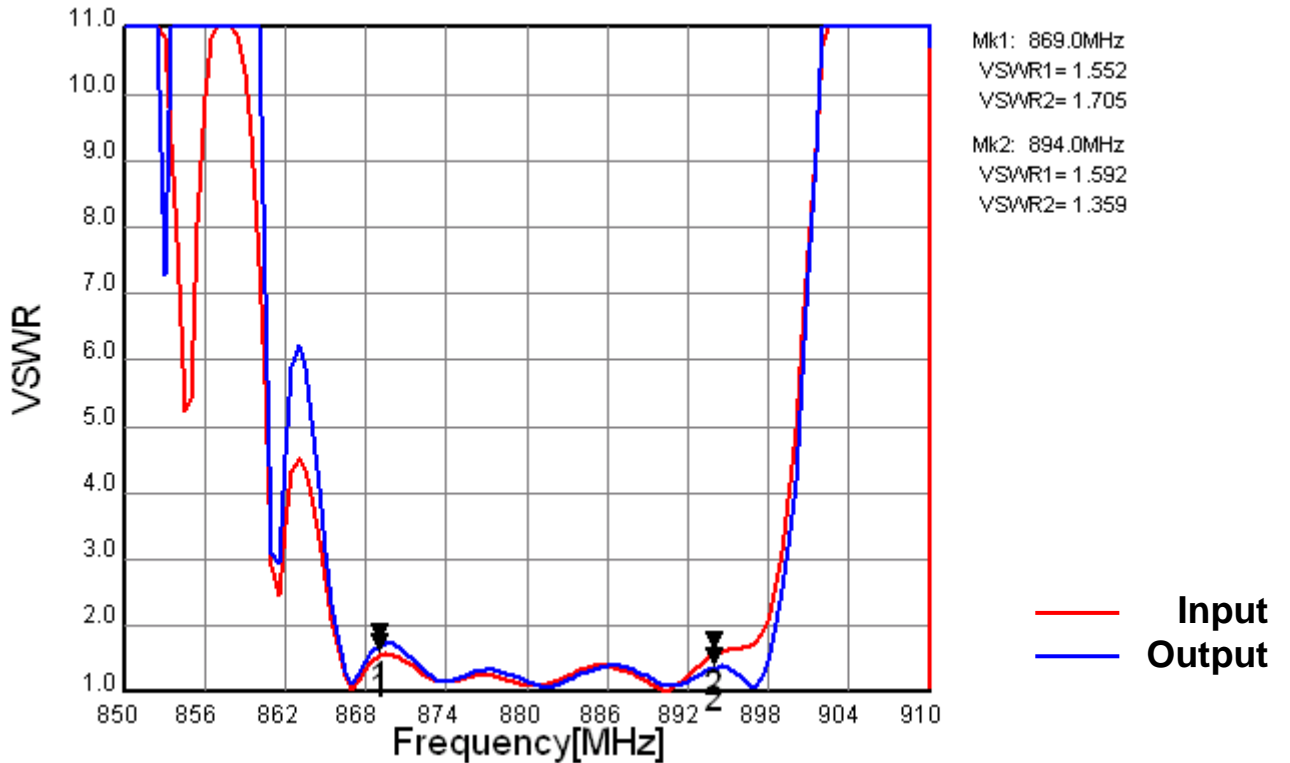


Fig.10 VSWR (Filter2)



MSL1

* Pb Free Part

Customer Name	Standard specification	TAIYO YUDEN Mobile Technology Co.,Ltd.	
System	GSM900/ GSM850 Rx (50/150ohms)	DATE	Aug. 05, 2011
Part Number	FAR-G5QD-942M50-N2DB	Version 1.2aa	Final

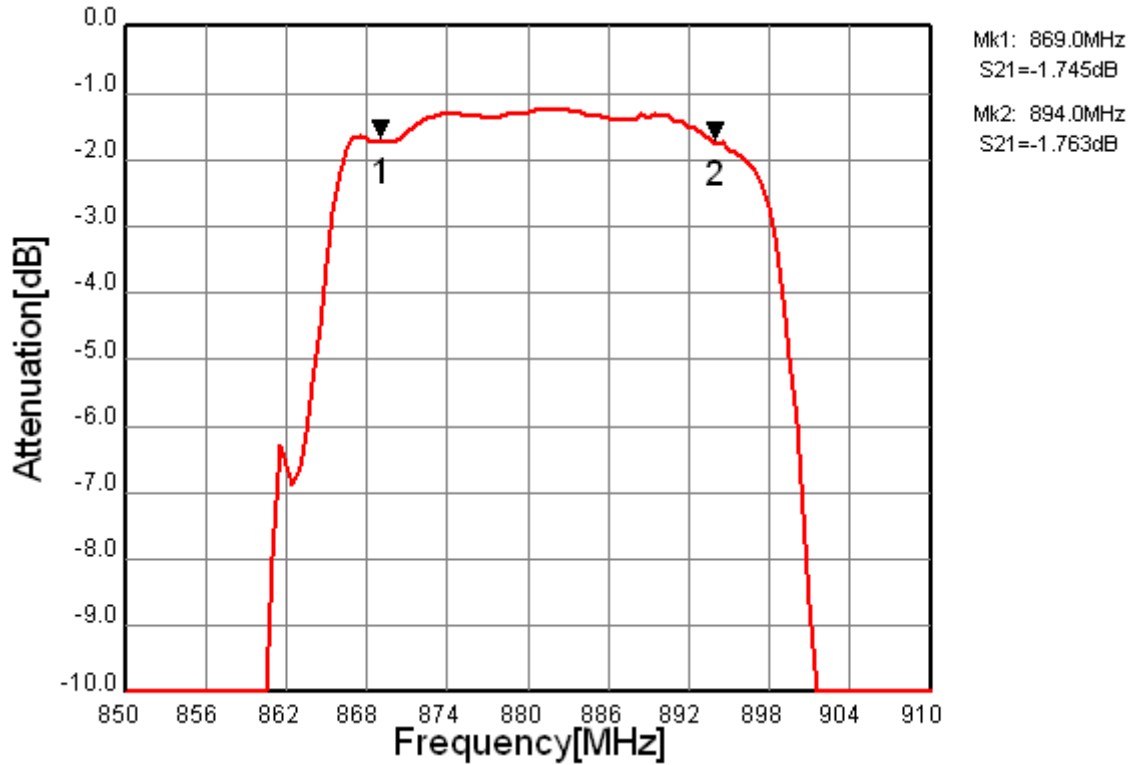


Fig.11 In-band Characteristic (Filter2)

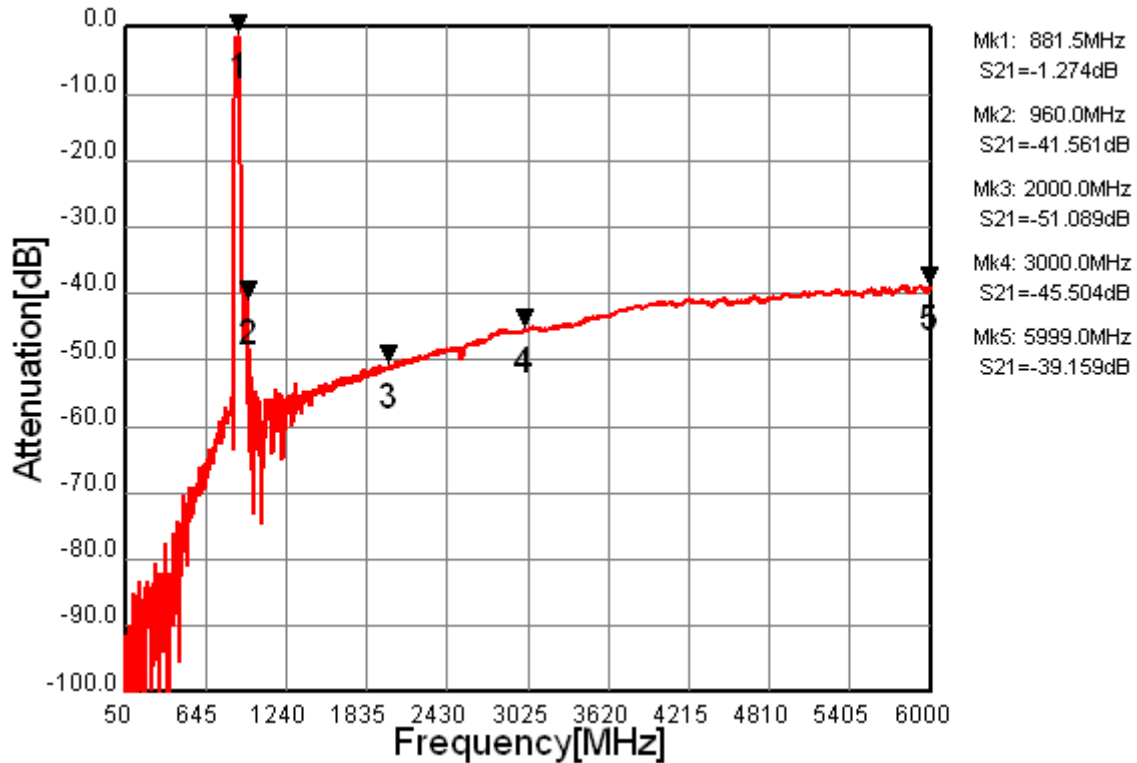


Fig.12 Wide-band Characteristic (Filter2)



MSL1

* Pb Free Part

Customer Name	Standard specification	TAIYO YUDEN Mobile Technology Co.,Ltd.	
System	GSM900/ GSM850 Rx (50/150ohms)	DATE	Aug. 05, 2011
Part Number	FAR-G5QD-942M50-N2DB	Version 1.2aa	Final

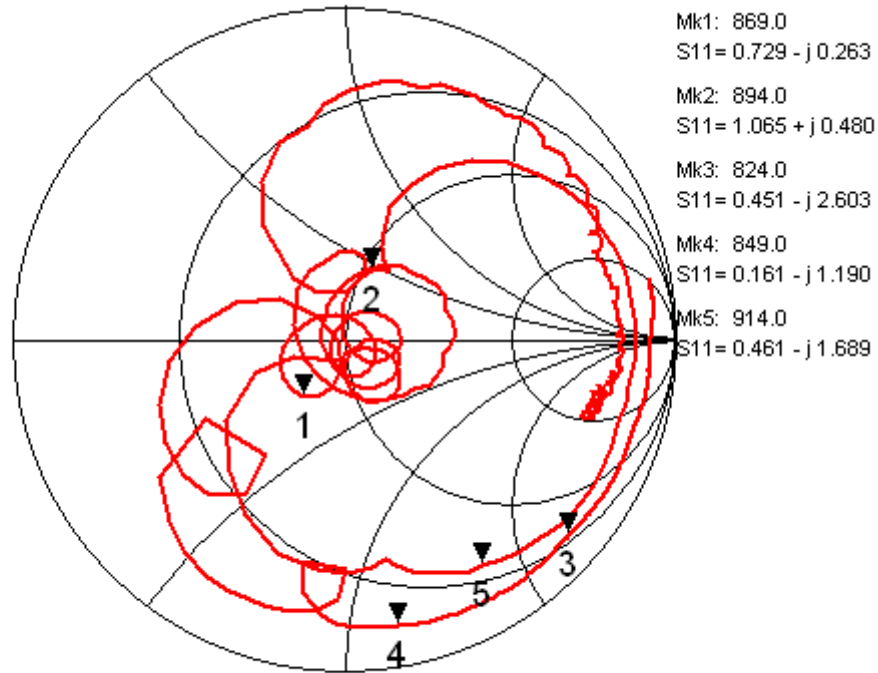


Fig.13 Impedance (SS11) (Filter2)

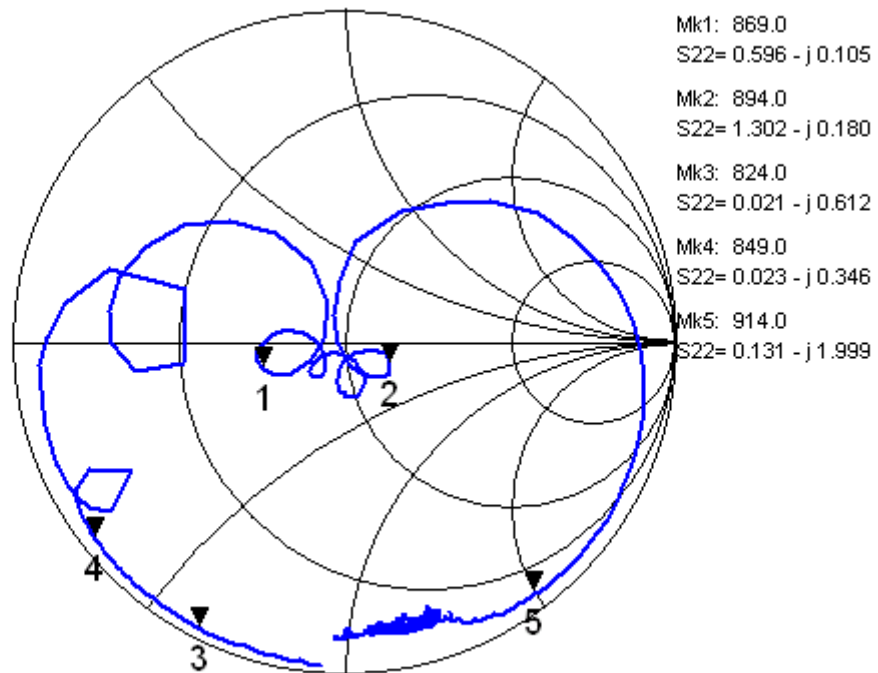


Fig.14 Impedance (SS22) (Filter2)



MSL1

* Pb Free Part

Customer Name	Standard specification	TAIYO YUDEN Mobile Technology Co.,Ltd.	
System	GSM900/ GSM850 Rx (50/150ohms)	DATE	Aug. 05, 2011
Part Number	FAR-G5QD-942M50-N2DB	Version 1.2aa	Final

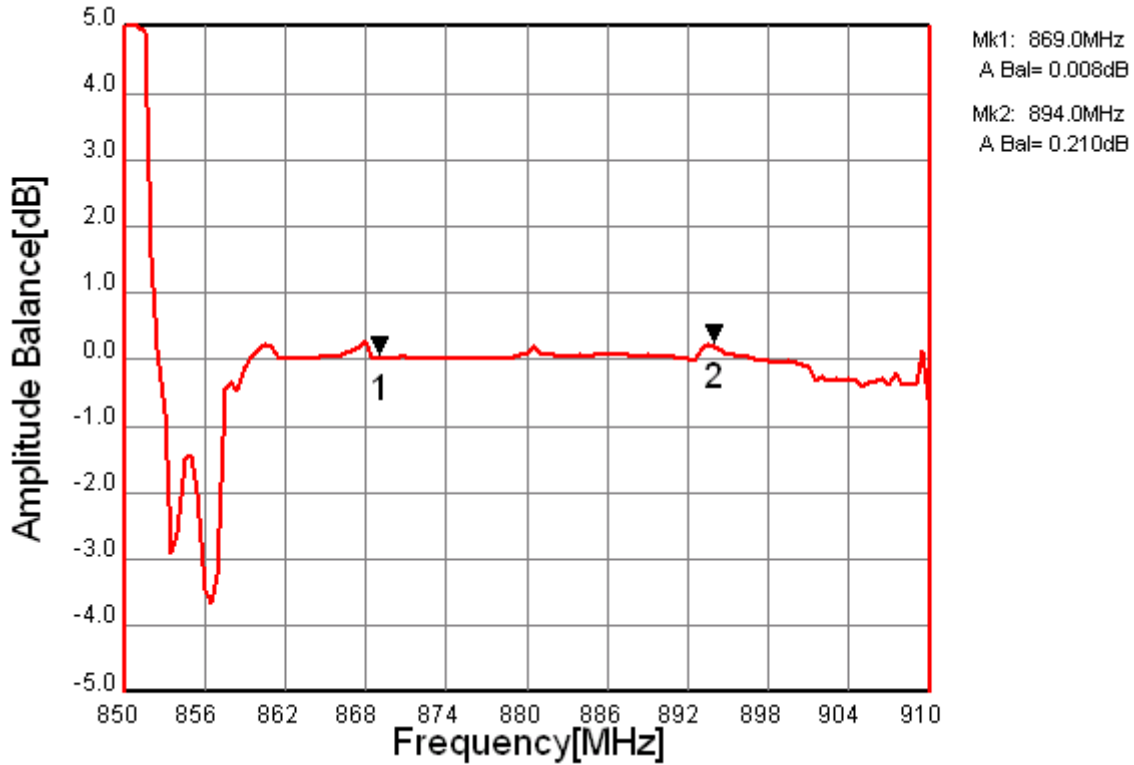


Fig.15 Amplitude Balance (Filter2)

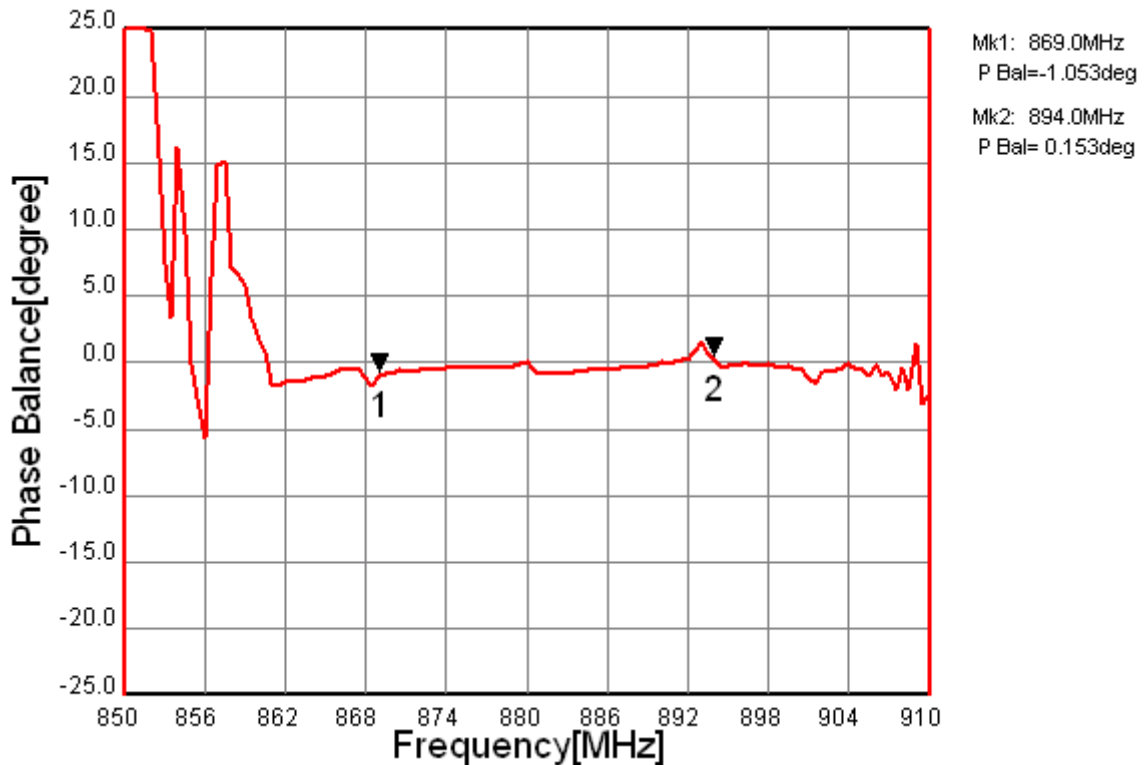


Fig.16 Phase Balance (Filter2)