

A02 SERIES KEYLOCK SWITCHES

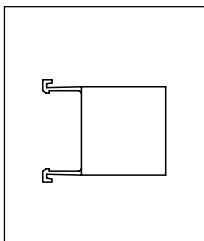
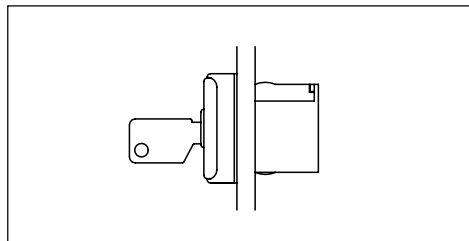
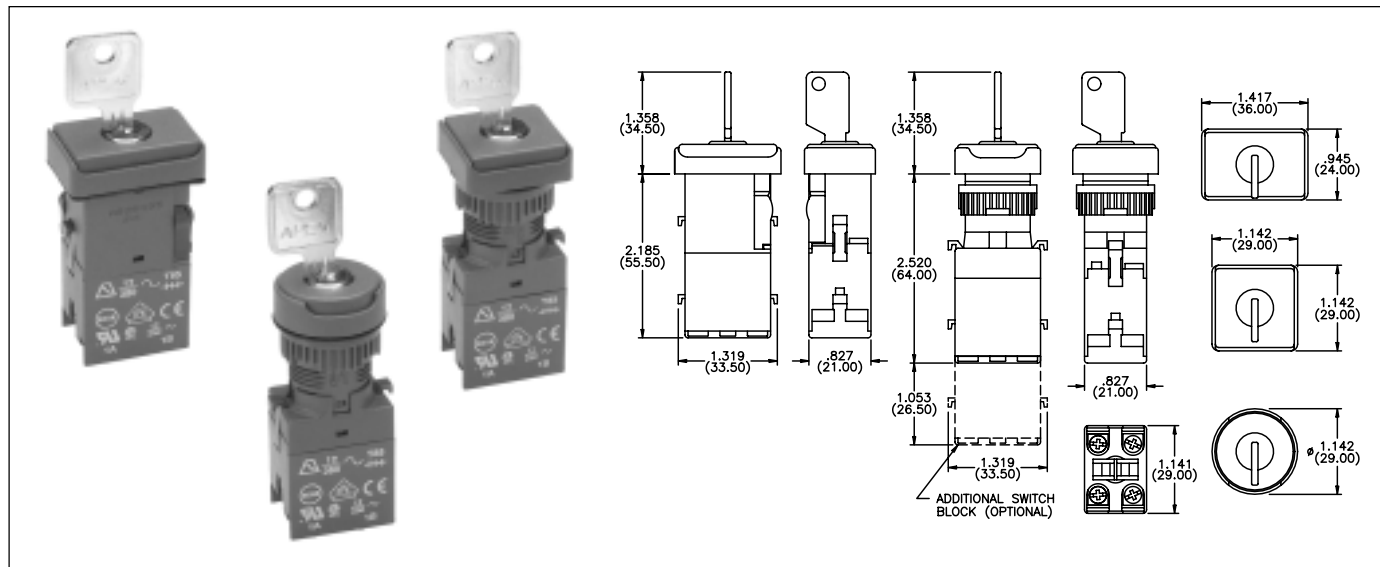
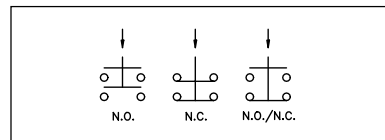
Panel cut-out .866" (22mm) or 1.161" x .846" (29.5mm x 21.5mm)

**A keylock switch assembly requires:
Operator + one or two Switchblocks**

To order, select desired model numbers from tables below.

Example: IP65 square 2 position maintained keylock switch with 2 N.O. contacts =
A028201 and A02503

Switches are normally shipped unassembled. Consult factory if factory assembly is required.



OPERATOR

Bezel	Description	Part no.	Key removable
■	2 pos. maintained	A028101	A - C
■	2 pos. momentary	A028102	A
■	3 pos. maintained	A028105	A - B - C
■	3 pos. momentary	A028106	A
■	3 pos. mainB, momC	A028107	A - B
■	3 pos. momB, mainC	A028108	A - C
■	2 pos. maintained	A028201	A - C
■	2 pos. momentary	A028202	A
■	3 pos. maintained	A028205	A - B - C
■	3 pos. momentary	A028206	A
■	3 pos. mainB, momC	A028207	A - B
■	3 pos. momB, mainC	A028208	A - C
●	2 pos. maintained	A028301	A - C
●	2 pos. momentary	A028302	A
●	3 pos. maintained	A028305	A - B - C
●	3 pos. momentary	A028306	A
●	3 pos. mainB, momC	A028307	A - B
●	3 pos. momB, mainC	A028308	A - C

SWITCH BLOCK

Contacts	Part no.
1 N.O.	A02501
1 N.C.	A02502
2 N.O.	A02503
2 N.C.	A02504
1 N.O./1 N.C.	A02505

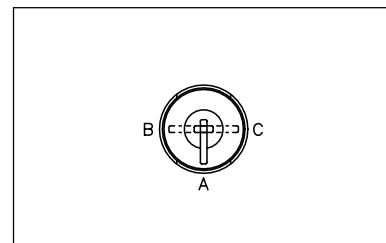
SECOND

SWITCH BLOCK

Contacts	Part no.
1 N.O.	A02506
1 N.C.	A02507
2 N.O.	A02508
2 N.C.	A02509
1 N.O./1 N.C.	A02510

To achieve 3 or 4 pole switching, add second switch block, from above table.

KEY POSITIONS



Key rotation - 2 position switches

The model numbers shown are for switches with counterclockwise lever rotation. For clockwise rotation, replace:

01 with 20
02 with 19

at the end of the model number.

2 standard keys are supplied.
20 key barrel types available from stock.

FOR UNSEALED SWITCHES (IP40): Add '01' to end of OPERATOR model number.
NON-REMOVABLE KEY POSITIONS: Contact factory.

Bezel: ■ rectangular ■ square ● round 'momC' - momentary position C 'mainB' - maintained position B

SPECIFICATIONS SUBJECT TO CHANGE WITHOUT NOTICE.