

SOCKET SPECS				TYPE AND QUANTITY OF BODIES					
LEAD STYLE	USE SOCKET	# OF FINGER CLIPS	"B"	"C"	-SINGLE			-DOUBLE	
					ESS	SSB	TSW	DSB	RTSW
03	SC-1W1-XX-3	4	.300 [7.62]	.453 [11.51]	1	-	-	2	1
04	SC-1W1-XX-2	4	.400 [10.16]	.553 [14.05]	1	-	1	3	1
05	SC-1W1-XX-1	4	.500 [12.70]	.703 [17.86]	1	1	1	4	1
06	SC-1W1-XX-2	4	.300 [7.62]	.553 [14.05]	1	-	-	2	1
07	SC-1W1-XX-1	4	.400 [10.16]	.703 [17.86]	1	-	1	3	1
08	SC-1W1-XX-1	4	.300 [7.62]	.703 [17.86]	1	-	-	2	1
23	EZ-1W1-XX-3	6	.300 [7.62]	.453 [11.51]	1	-	-	2	1
24	EZ-1W1-XX-2	6	.400 [10.16]	.553 [14.05]	1	-	1	3	1
25	EZ-1W1-XX-1	6	.500 [12.70]	.703 [17.86]	1	1	1	4	1
26	EZ-1W1-XX-2	6	.300 [7.62]	.553 [14.05]	1	-	-	2	1
27	EZ-1W1-XX-1	6	.400 [10.16]	.703 [17.86]	1	-	1	3	1
28	EZ-1W1-XX-1	6	.300 [7.62]	.703 [17.86]	1	-	-	2	1

DO NOT SCALE FROM THIS PRINT

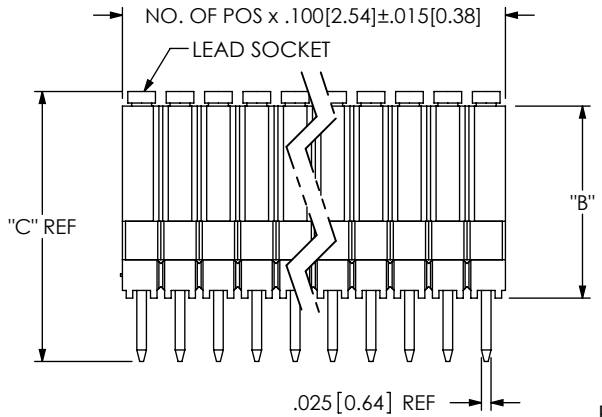
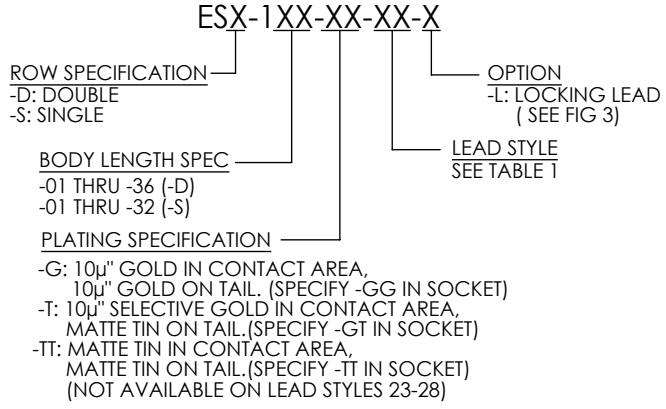


FIG 1
(ESS-1XX-XX-05 SHOWN)

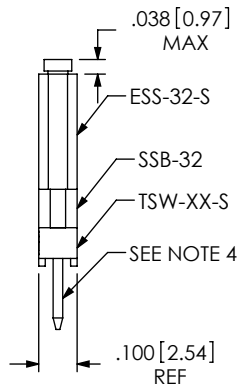


FIG 2
(ESD-1XX-XX-05 SHOWN)
(UNLESS OTHERWISE SPECIFIED, SAME AS FIG 1)

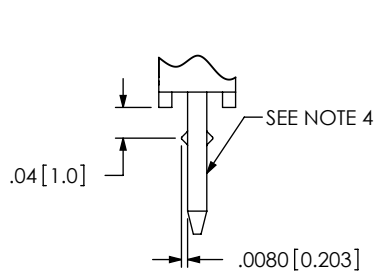
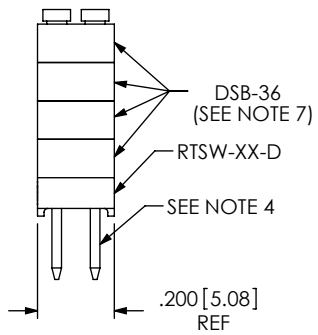
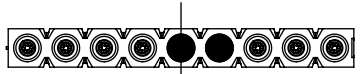
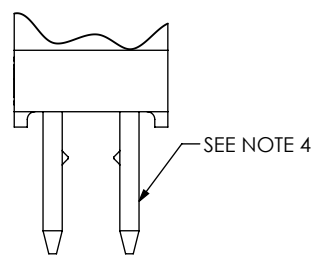
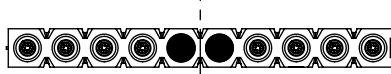


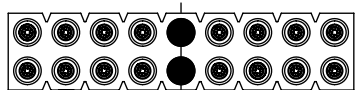
FIG 3
LOCKING LEAD OPTION
(DIMS APPLY TO BOTH -S AND -D)



ODD POSITIONS



EVEN POSITIONS



LOCATION OF POSITION TO BE CRIMPED

NOTES:

- ⊙ REPRESENTS A CRITICAL DIMENSION.
- MAXIMUM ALLOWABLE BOW: .009 [0.23] IN/IN.
- MINIMUM PUSHOUT FORCE: 5 LBS.
- .025 [0.64] SQ TAILS MUST BE ORIENTED SQUARE TO EACH OTHER ON -L OPTION ONLY.
- TSW-XX-D TO BE USED IF RTSW-XX-D IS NOT AVAILABLE.
- MAXIMUM CUT FLASH (LEAD SOCKET SIDE): .038 [0.97]
 MAXIMUM CUT FLASH (TAIL SIDE), WITH STANDOFF: .028 [0.71]
 NO STANDOFF: .010 [0.25]
- ALL DSB TO BE FILLED WITH THE COUNTER BORE FACING DOWN.

UNLESS OTHERWISE SPECIFIED, DIMENSIONS ARE IN INCHES.
 TOLERANCES ARE:
 DECIMALS ANGLES
 .XX: ±.01 [.3]
 .XXX: ±.005 [.13]
 .XXXX: ±.0020 [.051]

PROPRIETARY NOTE
 THIS DOCUMENT CONTAINS INFORMATION CONFIDENTIAL AND PROPRIETARY TO SAMTEC, INC. AND SHALL NOT BE REPRODUCED OR TRANSFERRED TO OTHER DOCUMENTS OR DISCLOSED TO OTHERS OR USED FOR ANY PURPOSE OTHER THAN THAT WHICH IT WAS OBTAINED WITHOUT THE EXPRESSED WRITTEN CONSENT OF SAMTEC, INC.



520 PARK EAST BLVD, NEW ALBANY, IN 47150
 PHONE: 812-944-6733 FAX: 812-948-5047
 e-Mail: info@SAMTEC.com code 55322

MATERIAL: DO NOT SCALE DRAWING SHEET SCALE: 2:1
 INSULATOR: LCP, UL94V0, COLOR: BLACK
 CONTACT: BeCu
 SHELL: BRASS

DESCRIPTION:	ELEVATED SOCKET STRIP
DWG. NO.	ESX-1XX-XX-XX-X
BY: PURVIS	07/22/1987
	SHEET 1 OF 1