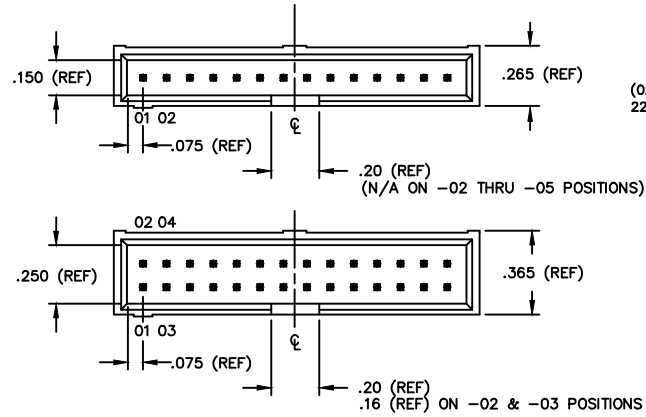


REV. V

DIMENSIONS ARE IN INCHES		UNLESS OTHERWISE NOTED		TOLERANCES ARE:		TITLE:	DWG NO:
ONE PLACE DECIMALS ±.1	TWO PLACE DECIMALS ±.01	THREE PLACE DECIMALS ± .005	FOUR PLACE DECIMALS ± .0020	ANGLES	± 2°	ZSS-ASSEMBLY	ZSS-1XX-XX-XXX-X-XXXX-XX-XX
							SHEET 1 OF 1



ZSS-1XX-XX-XXX-X-XXXX-XX-XX

NO. OF POSITIONS
(02 THRU 18, 20, 24, 22, 25, 28, 30, 32, 36)

LEAD STYLE
SEE TABLE 1

PLATING OPTION
-G: 10μ" GOLD IN CONTACT AREA, 3μ" GOLD ON TAIL
-T: MATTE TIN CONTACT AND TAIL
-S: 30μ" SELECTIVE GOLD IN CONTACT AREA, MATTE TIN ON TAIL
-H: 30μ" GOLD IN CONTACT AREA, 3μ" GOLD ON TAIL
-L: 10μ" SELECTIVE GOLD IN CONTACT AREA, MATTE TIN ON TAIL
-F: 3μ" SELECTIVE GOLD IN CONTACT AREA, MATTE TIN ON TAIL
-STL: 30μ" SELECTIVE GOLD IN CONTACT AREA, (90/10 +/-5%) TAIL
(ONLY AVAILABLE IN -06 LEAD STYLE)

POLARIZED OPTION
SPECIFY POSITION TO BE REMOVED (XX)
OPTION
-LL: LOCKING LEAD
(SEE SECT. 'A-A' & FIG. 1)

STACKING HEIGHT
.450 MIN. STACKING HEIGHT
(.535 MIN. BOARD SPACING WHEN MATED WITH SAMTEC SSW)

ROW OPTION
-D DOUBLE
-S SINGLE

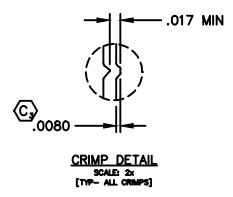
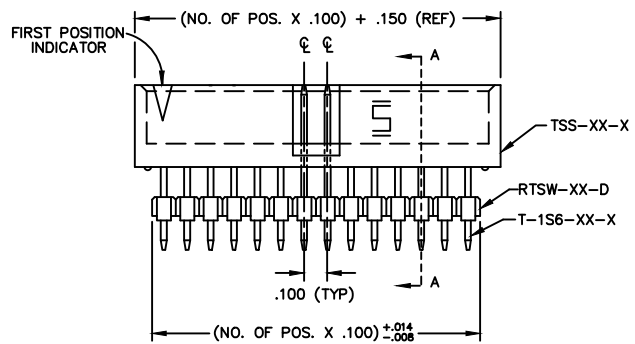
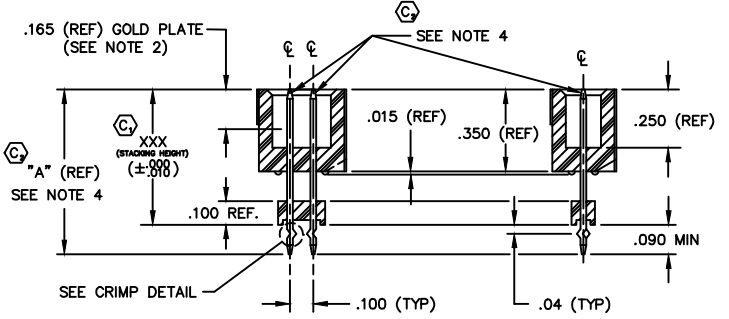
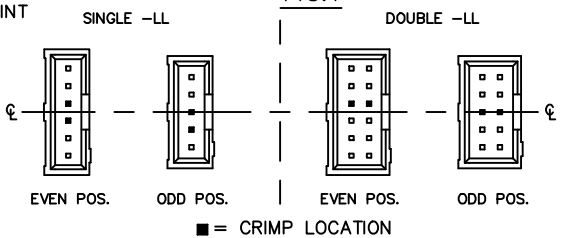


TABLE 1

LEAD STYLE	TERMINAL	MAX. STACKING HEIGHT	"A"
-01	T-1S6-15-XX-2	.540	.630
-02	T-1S6-09-XX-2	.640	.730
-03	T-1S6-10-XX-2	.740	.830
-04	T-1S6-11-XX-2	.840	.930
-05	T-1S6-12-XX-2	.940	1.030
-06	T-1S6-20-XX-2	1.040	1.130
-07	T-1S6-13-XX-2	1.140	1.230
-08	T-1S6-19-XX-2	1.240	1.330
-09	T-1S6-14-XX-2	1.340	1.430



DO NOT SCALE FROM THIS PRINT



- NOTES:
1. TERMINAL PUSHOUT FORCE 3 LBS.
 2. ASSEMBLE GOLD PLATE END AS SHOWN.
 3. (⊕) REPRESENTS CRITICAL DIMENSION FOR STATISTICAL PROCESS CONTROL.
 4. TERMINALS TO BE FLUSH TO .010 BELOW TOP OF SHROUD.
 5. INSULATOR MATERIALS: PBT, UL 94 VO
 6. FOR ADDED MECHANICAL STABILITY, SAMTEC RECOMMENDS MECHANICAL BOARD SPACERS BE USED IN APPLICATIONS WITH GOLD OR SELECTIVE GOLD PLATED CONNECTORS. CONTACT IPG@SAMTEC.COM FOR MORE INFORMATION.

PROPRIETARY NOTE
THIS DOCUMENT CONTAINS INFORMATION CONFIDENTIAL AND PROPRIETARY TO SAMTEC INC. AND SHALL NOT BE REPRODUCED OR TRANSMITTED IN ANY FORM OR BY ANY MEANS, ELECTRONIC OR MECHANICAL, INCLUDING PHOTOCOPYING, RECORDING, OR BY ANY INFORMATION STORAGE AND RETRIEVAL SYSTEM, WITHOUT THE WRITTEN CONSENT OF SAMTEC INC.

SECTION A-A

MISC\MKTO ZSS-MKT

samtec

520 PARK EAST BLVD. NEW ALBANY, INDIANA 47150
PHONE (812) 944-6733 P.O. BOX 1147
CODE 55322

MADE BY: TIM PLUMMER

ZSS-1XX-XX-XXX-X-XXXX-XX-XX

SHEET 1 OF 1