

SQW-1XX-XX-XXX-X-XXX

No. OF POSITIONS  
 -02 THRU -50 (PER ROW)

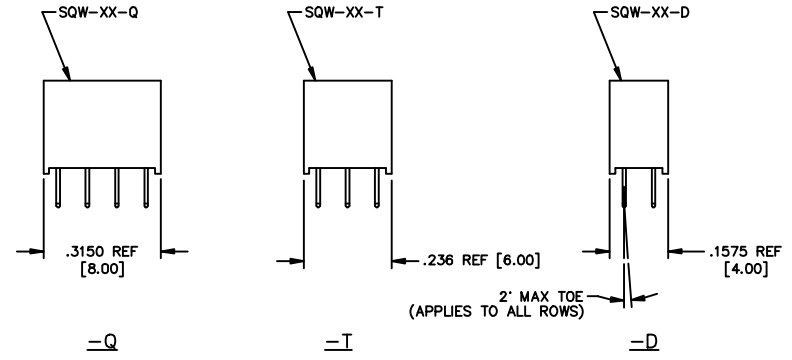
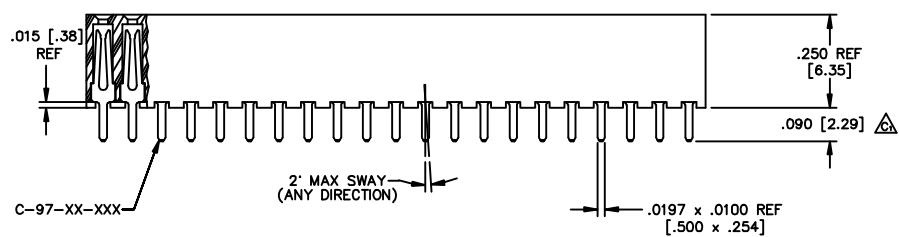
LEAD STYLE  
 -01

POLARIZATION OPTION  
 -XXX: INDICATES POSITION POLARIZED (USE PK-07-N, SEE FIG. 2)

ROW SPECIFICATION  
 -D: DOUBLE (USE SQW-XX-D)  
 -T: TRIPLE (USE SQW-XX-T)  
 -Q: QUAD (USE SQW-XX-Q)

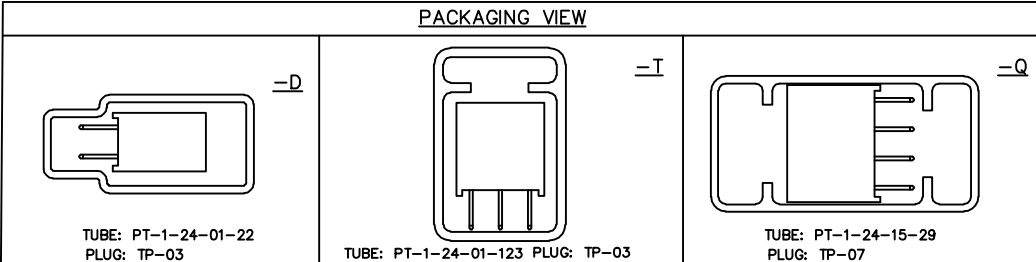
PLATING SPECIFICATION

- F: FLASH SELECTIVE GOLD (USE C-97-01-F)
- L: LIGHT SELECTIVE GOLD (USE C-97-01-L)
- S: SELECTIVE GOLD (USE C-97-01-S)
- H: HEAVY GOLD (USE C-97-01-H)
- STL: SELECTIVE TIN LEAD (USE C-97-01-STL)
- FM: FLASH SELECTIVE GOLD, MATTE TIN TAIL (SEE NOTE 4)
- LM: LIGHT SELECTIVE GOLD, MATTE TIN TAIL (SEE NOTE 4)
- SM: SELECTIVE GOLD, MATTE TIN TAIL (SEE NOTE 4)



SECT. "A-A"

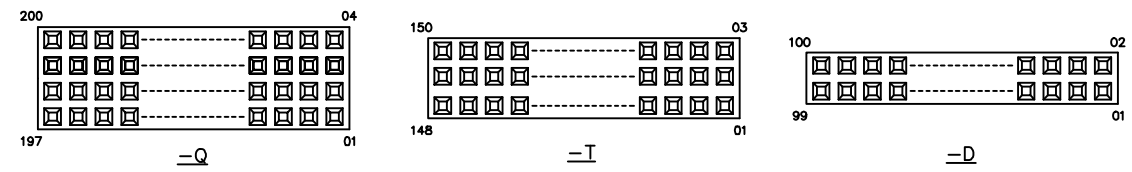
FIG. 1



- NOTES:
- CONTACT PUSHOUT FORCE: .5 LB MIN.
  - MAX ALLOWABLE CUT FLASH: .015 [.38] MAX.
  - $\Delta$  REPRESENTS A CRITICAL DIMENSION.
  - MATTE TIN PLATING DOES NOT ENABLE LEAD FREE SURFACE MOUNT PROCESSING

ROW SPEC.	NO. OF POS.	PKG TUBE	TUBE PLUG
-D	05-50	PT-1-24-01-22	TP-03
-T	05-50	PT-1-24-06-15	TP-03
-Q	05-50	PT-1-24-15-29	TP-07
-D, -T & -Q	02-04	LAYER PACKAGING	

FIG. 2  
 POLARIZATION OPTION LOCATION  
 INSERT PK-07-N INTO SPECIFIED POSITION AND BREAK OFF TAB



**PROPRIETARY NOTE**  
 THIS DOCUMENT CONTAINS INFORMATION CONFIDENTIAL AND PROPRIETARY TO SAMTEC INC. AND SHALL NOT BE REPRODUCED OR TRANSMITTED TO OTHER DOCUMENTS OR DISCLOSED TO OTHERS OR USED FOR ANY PURPOSE OTHER THAN THAT FOR WHICH IT WAS OBTAINED WITHOUT THE EXPRESSED WRITTEN CONSENT OF SAMTEC INC.

EXISPROD\ASSEMBLY\2MM SQW-ASM

**samtec**

520 PARK EAST BLVD. NEW ALBANY, INDIANA 47150  
 PHONE (812) 944-6733 P.O. BOX 1147  
 CODE 55322

MADE BY: BURREN 8-19-96

SQW-1XX-XX-XXX-X-XXX  
 SHEET 1 OF 1