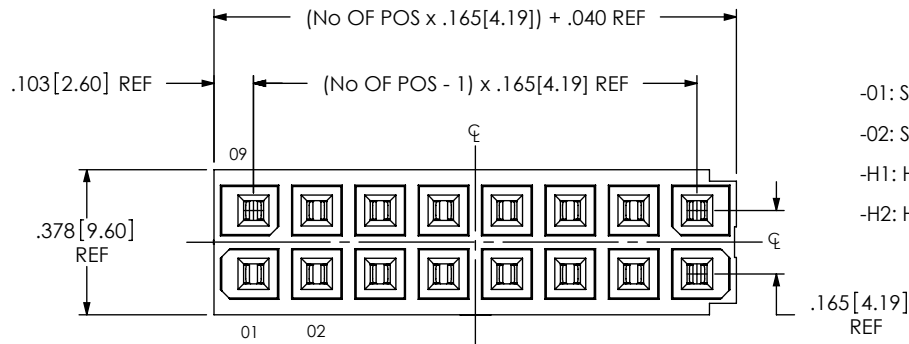


DO NOT SCALE FROM THIS PRINT

IPBS-1XX-XX-XX-D-XX



No OF POSITIONS
-02 THRU -15
(PER ROW)

OPTION

-GP: GUIDE POSTS
(USE IPBS-XX-D-GP)
(SEE FIG. 3, SHT 2)

LEAD STYLE

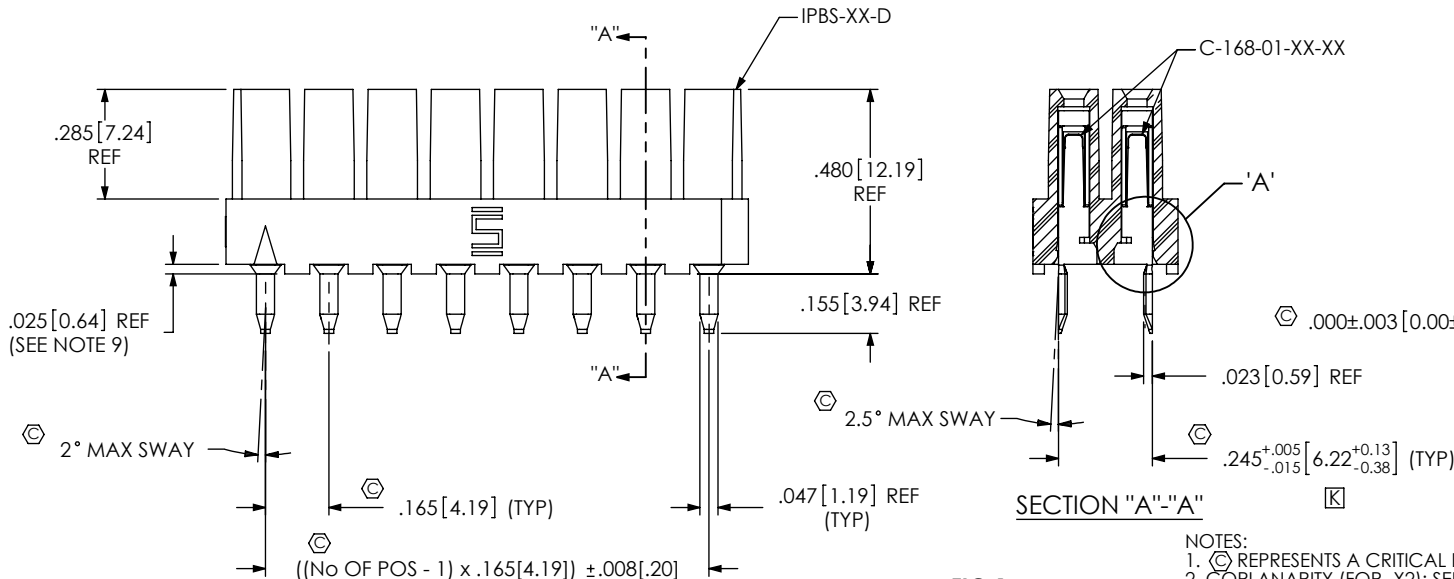
- 01: STANDARD POWER, THROUGH HOLE
(USE C-168-01-SP-XX) (SEE FIG. 1)
- 02: STANDARD POWER, SURFACE MOUNT
(USE C-168-02-SP-XX) (SEE FIG. 2, SHEET 2)
- H1: HIGH POWER, THROUGH HOLE
(USE C-168-01-HP-XX) (SEE FIG. 1) (SEE NOTE 10)
- H2: HIGH POWER, SURFACE MOUNT
(USE C-168-02-HP-XX) (SEE FIG. 2, SHEET 2) (SEE NOTE 10)

ROW SPECIFICATION

-D: DOUBLE (USE IPBS-XX-D)

PLATING SPECIFICATION

- T: TIN (USE C-168-XX-XX-T)
- TM: MATTE TIN (USE C-168-XX-XX-T)



DETAIL 'A'
SCALE 4:1

FIG 1
IPBS-108-X1-XX-D SHOWN

NOTES:

1. Ⓢ REPRESENTS A CRITICAL DIMENSION.
2. COPLANARITY (FOR -X2): SEE TABLE 1.
3. BURR ALLOWANCE: .003[.08] MAX.
4. PARTS TO BE MOLDED TO POSITION.
5. MINIMUM PUSHOUT FORCE: 1 LB.
6. MEASURED AT THE LOWEST POINT.
7. ALL PIN TO PIN DIMENSIONS TO BE MEASURED FROM TIP TO TIP.
8. THIS NUMBER REPRESENTS THE NUMBER OF POSITIONS PER ROW ONLY & IS NOT INTENDED TO BE USED IN POSITION NUMBERING. SEE FIG. 4
9. TWO POSITION PART WILL HAVE STANDOFFS OPPOSITE GATE END.
10. AVAILABLE TO EXISTING CUSTOMERS ONLY. DO NOT DESIGN IN AS OF REVISION J.

PACKAGING VIEWS

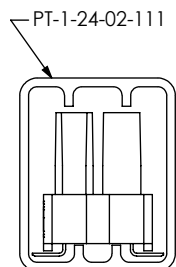
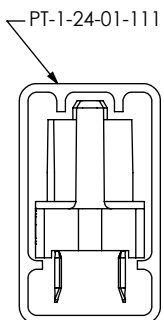


TABLE 2		
LEAD / OPTION	PACKAGING TUBE	PLUG
-X1, -X1-GP	PT-1-24-01-111	TP-13
-X2, -X2-GP	PT-1-24-02-111	TP-13

NOTE: PARTS TO BE LOADED WITH POSITION #1 IN SAME DIRECTION AS ARROW ON TUBE

UNLESS OTHERWISE SPECIFIED, DIMENSIONS ARE IN INCHES.
TOLERANCES ARE:
DECIMALS ANGLES
.XX: ±.01 [.3] 2°
.XXX: ±.005 [.13]
.XXXX: ±.0020 [.051]

PROPRIETARY NOTE

THIS DOCUMENT CONTAINS INFORMATION CONFIDENTIAL AND PROPRIETARY TO SAMTEC, INC. AND SHALL NOT BE REPRODUCED OR TRANSFERRED TO OTHER DOCUMENTS OR DISCLOSED TO OTHERS OR USED FOR ANY PURPOSE OTHER THAN THAT WHICH IT WAS OBTAINED WITHOUT THE EXPRESSED WRITTEN CONSENT OF SAMTEC, INC.



520 PARK EAST BLVD. NEW ALBANY, IN 47150
PHONE: 812-944-6733 FAX: 812-948-5047
e-Mail: info@SAMTEC.com code: 53322

MATERIAL: DO NOT SCALE DRAWING SHEET SCALE: 2:1
INSULATOR: LCP, COLOR: BLACK
CONTACT: PHOS BRONZE (-SP) or HIGH COPPER ALLOY (-HP)

DESCRIPTION:
.165[4.19] DOUBLE ROW SOCKET ASSEMBLY

DWG. NO. IPBS-1XX-XX-XX-D-XX

BY: KEVIN B 8/27/2001 SHEET 1 OF 2

FIG. 2
 -X2: SURFACE MOUNT
 IPBS-108-X2-X-D SHOWN
 [DIFFERENT AS SHOWN, OTHERWISE SAME AS FIG. 1]

TABLE 1	
NO OF POSITIONS	COPLANARITY
-02 THRU -08	.004[.10]
-09 THRU -15	.006[.15]

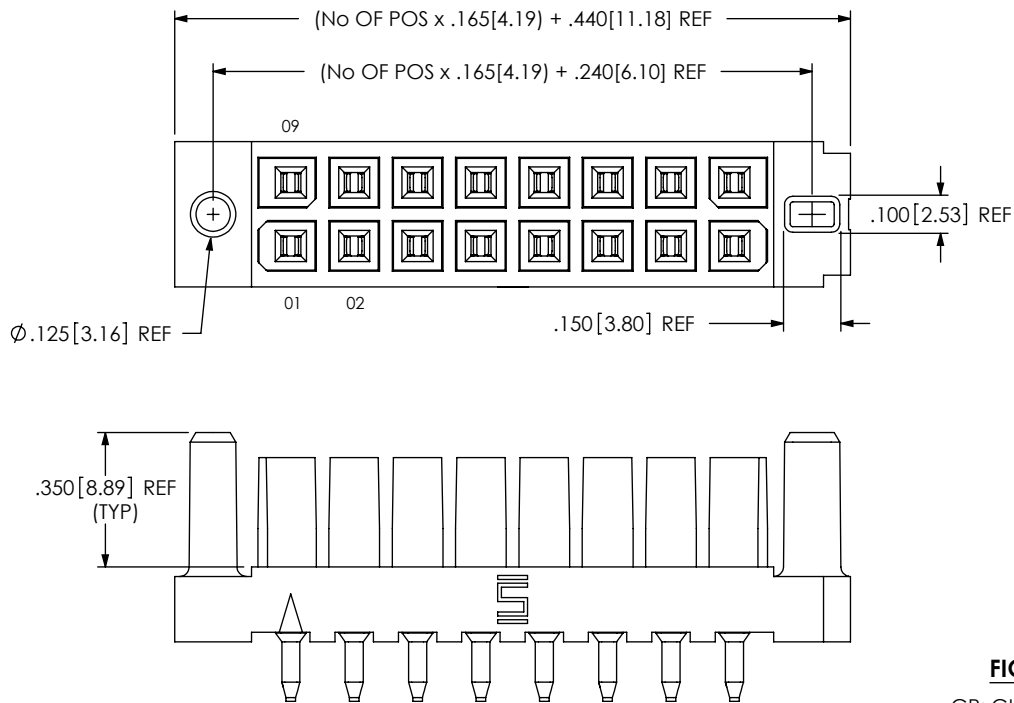
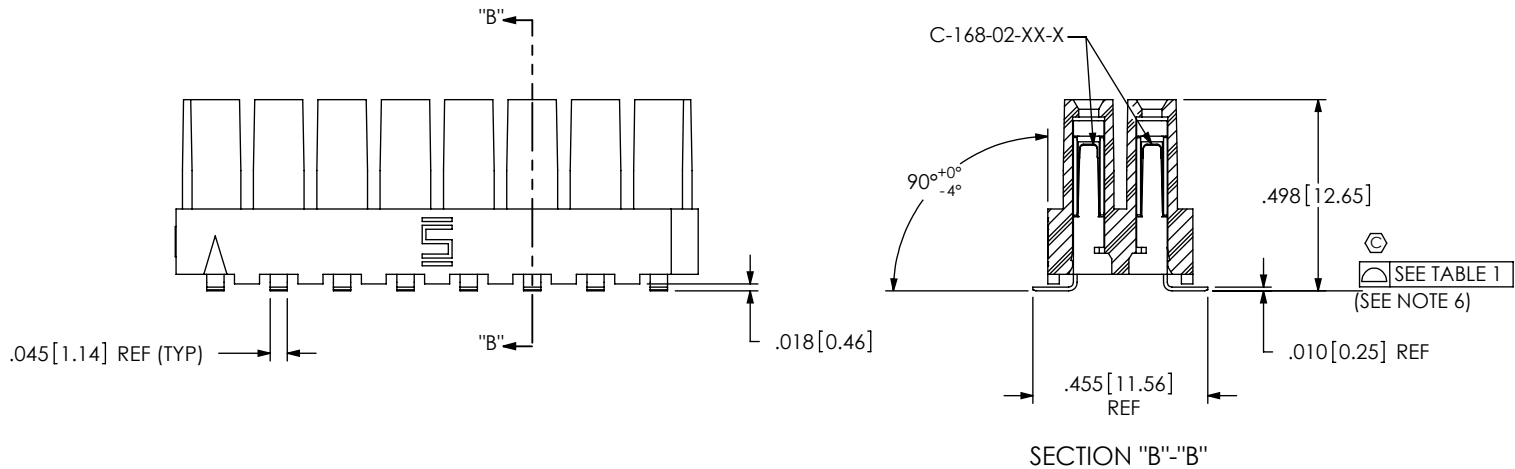


FIG. 3
 -GP: GUIDE POSTS
 IPBS-108-X1-X-D-GP SHOWN
 [DIFFERENT AS SHOWN, OTHERWISE SAME AS FIG. 1]

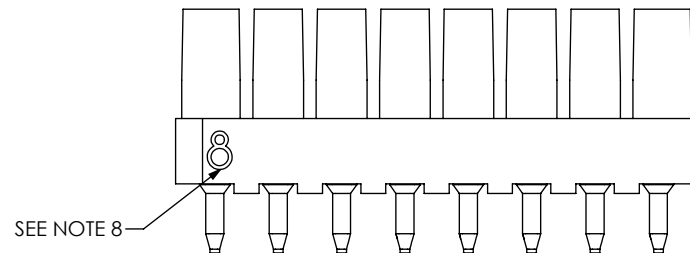


FIG. 4

PROPRIETARY NOTE
 THIS DOCUMENT CONTAINS INFORMATION
 CONFIDENTIAL AND PROPRIETARY TO
 SAMTEC, INC. AND SHALL NOT BE REPRODUCED
 OR TRANSFERRED TO OTHER DOCUMENTS OR
 DISCLOSED TO OTHERS OR USED FOR ANY
 PURPOSE OTHER THAN THAT WHICH IT WAS
 OBTAINED WITHOUT THE EXPRESSED WRITTEN
 CONSENT OF SAMTEC, INC.

DO NOT SCALE DRAWING

SHEET SCALE: 2:1

samtec

520 PARK EAST BLVD., NEW ALBANY, IN 47150
 PHONE: 812-944-6733 FAX: 812-948-5047
 e-Mail: info@SAMTEC.com code: 55322

DESCRIPTION:
 .165[4.19] DOUBLE ROW SOCKET ASSEMBLY

DWG. NO.
 IPBS-1XX-XX-XX-D-XX

BY: KEVIN B 8/27/2001 SHEET 2 OF 2