

REV K

PLOT SCALE: .225/ DIMSCALE: .200

UNLESS OTHERWISE NOTED
 DIMENSIONS ARE IN INCHES TOLERANCES ARE:
 ONE PLACE DECIMALS ± .1[2.5] THREE PLACE DECIMALS ± .005[.127] ANGLES ± 2°
 TWO PLACE DECIMALS ± .01[.25] FOUR PLACE DECIMALS ± .002[.051]

TITLE:
**.200 SOCKET
 POWER ASSEMBLY**

DWG NO:
 PSS-XX-XX-X-X-XX
 SHEET 1 OF 2

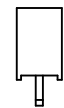
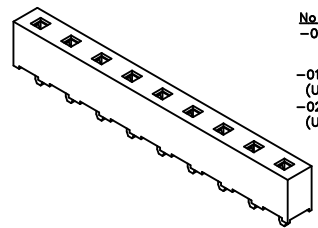
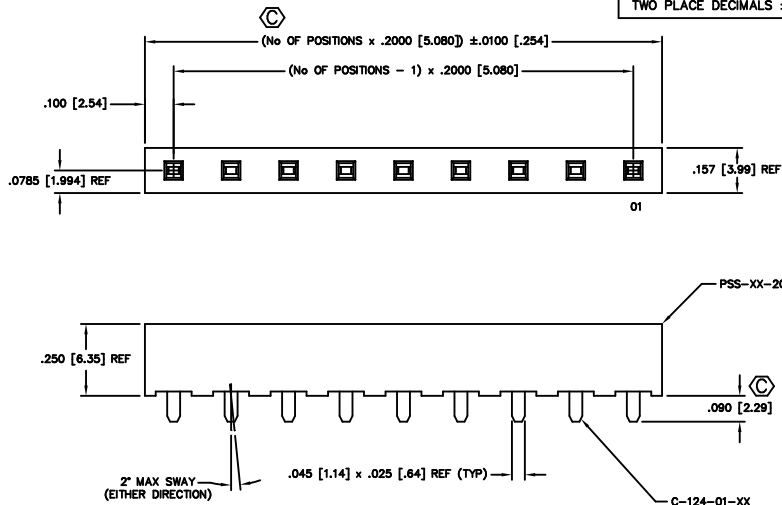


FIG 1
 -01 LEAD STYLE

PSS-XX-XX-X-X-XX

- No. OF POSITIONS
 -02 THRU -20
- LEAD STYLE
 -01: .090 TAIL (SEE FIG 1)
 (USE C-124-XX-XX)
 -02: SURFACE MOUNT (SEE FIG 2)
 (USE C-124-XX-XX)
- OPTION
 -K: POLYIMIDE FILM PAD (SEE SHEET TWO)
 -TR: TAPE & REEL (AVAILABLE ON -02 LEAD STYLE, -02 THRU -14 POSITIONS ONLY)
- ROW SPECIFICATION
 -S: SINGLE ROW
 (USE PSS-20-200)
- PLATING SPECIFICATION
 -T: TIN (USE C-124-XX-T)
 -TM: MATTE TIN (USE C-124-XX-T)
 -H: HEAVY GOLD (USE C-124-XX-H)

- NOTES:
 1. MAX ALLOWABLE BOW: .005 IN/IN AFTER ASSEMBLY
 2. PUSHOUT FORCE SHALL BE: 2 lb MINIMUM.
 3. Ⓢ REPRESENTS A CRITICAL DIMENSION.
 4. INSERTION FORCE: 1.75 LB AVG
 5. WITHDRAWAL FORCE: 1.25 LB AVG
 6. ENDWALL THICKNESS: .021

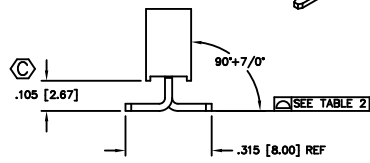
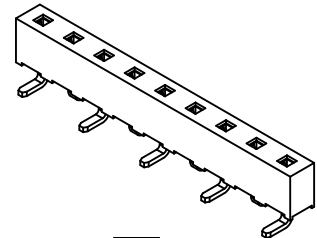
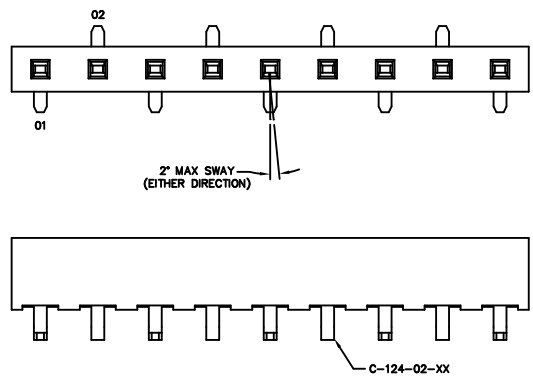


FIG 2
 -02: SURFACE MOUNT
 (SAME AS FIG 1 UNLESS OTHERWISE STATED)

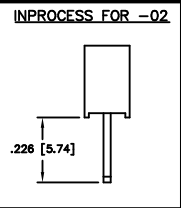


TABLE 2	
No OF POS	COPLANARITY
02-14	.006
15-20	.008

PROPRIETARY NOTE
 THIS DOCUMENT CONTAINS INFORMATION CONFIDENTIAL AND PROPRIETARY TO SAMTEC INC. AND SHALL NOT BE REPRODUCED OR TRANSMITTED TO OTHER DOCUMENTS OR PROCESSES TO OTHERS OR USED FOR ANY PURPOSE OTHER THAN THAT FOR WHICH IT WAS OBTAINED WITHOUT THE EXPRESSED WRITTEN CONSENT OF SAMTEC INC.

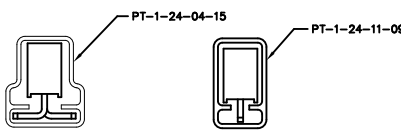


TABLE 1		
LEAD STYLE	PACKAGING TUBE	PLUG
-01	PT-1-24-11-09	TP-09
-02	PT-1-24-04-15	TP-03

MATERIAL:
 INSULATOR: VECTRA E130I
 COLOR: BLACK
 CONTACT: BeCu 174 HT
 MAX FLASH ALLOWED: .020 [.51]



520 PARK EAST BLVD. NEW ALBANY, INDIANA 47150
 PHONE (812) 944-6733 P.O. BOX 1147
 CODE 55322

MADE BY: PURVIS 08-13-98 PSS-XX-XX-X-X-XX SHEET 1 OF 2