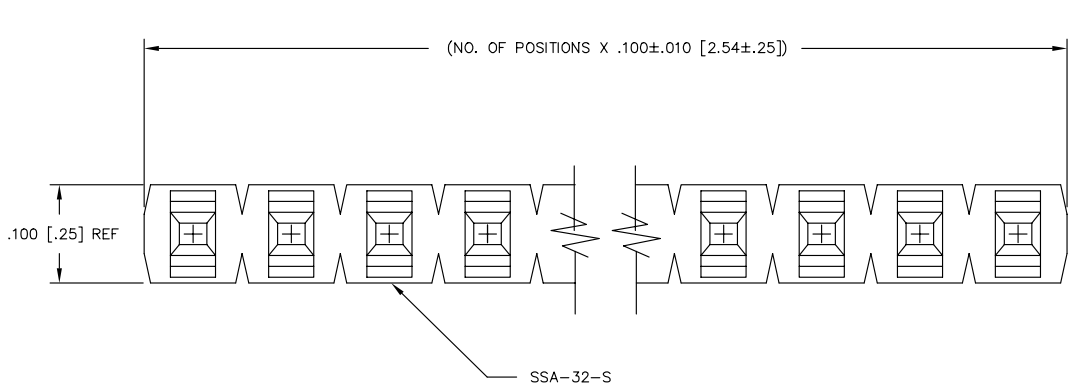


REV. J

DIMENSIONS ARE IN INCHES		UNLESS OTHERWISE NOTED		TOLERANCES ARE:	
ONE PLACE DECIMALS: ± .1 [2.5]	THREE PLACE DECIMALS: ± .005 [.127]	ANGLES ± 2°			
TWO PLACE DECIMALS: ± .01 [.25]	FOUR PLACE DECIMALS: ± .0020 [.0508]				

TITLE: SSA-SOLDER TAIL ASSEMBLY
 DWG NO: SSA-1XX-S-X
 SHEET 1 OF 1

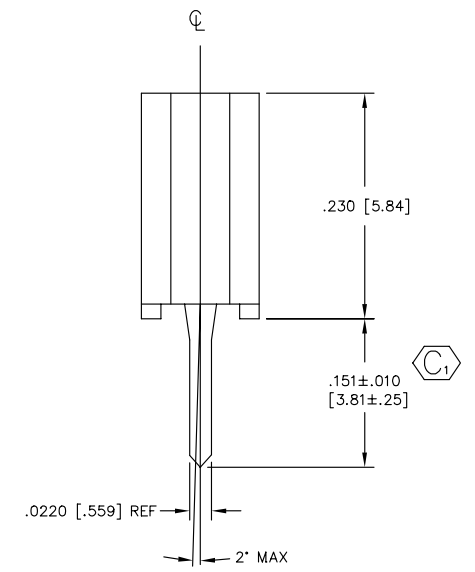
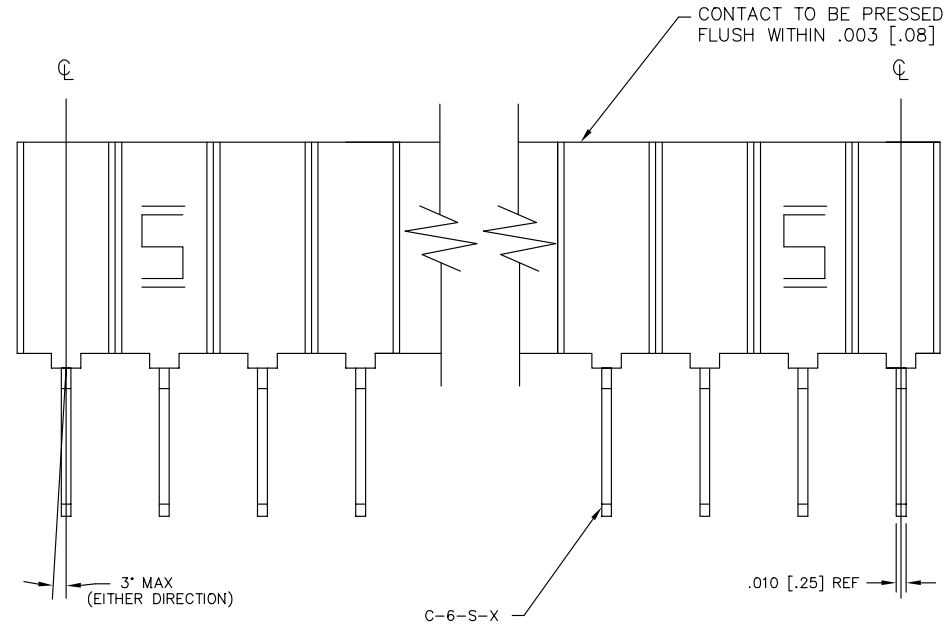


SSA-1XX-S-X

No. OF POSITIONS
 01 THRU 32 AVAILABLE

LEAD STYLE
 SOLDER TAIL CONTACT
 C-6-S-X

CONTACT PLATING
 -G: GOLD-SPECIFY -G IN CONTACT SUFFIX -X
 -T: TIN-SPECIFY -T IN CONTACT SUFFIX -X



Do not scale from this print

- NOTES:
1. MINIMUM CONTACT PUSH-OUT FORCE: 16 oz.
 2. INSERTION FORCE: 3.0 oz. AVG. PER CONTACT USING .018 [.46] DIA PIN.
 3. WITHDRAWAL FORCE: 1.5 oz. AVG. PER CONTACT USING .018 [.46] DIA PIN.
 4. Ⓢ REPRESENTS A CRITICAL DIMENSION.

PROPRIETARY NOTE
 THIS DOCUMENT CONTAINS INFORMATION CONFIDENTIAL AND PROPRIETARY TO SAMTEC INC. AND SHALL NOT BE REPRODUCED OR TRANSFERRED TO OTHER DOCUMENTS OR DISCLOSED TO OTHERS OR USED FOR ANY PURPOSE OTHER THAN THAT FOR WHICH IT WAS OBTAINED WITHOUT THE EXPRESSED WRITTEN CONSENT OF SAMTEC INC.

MATERIAL:
 INSULATOR: DUPONT FR-530 RYNITE
 CONTACT: PHOSPHOR BRONZE

samtec MISC\MKTG SSAS-ASM
 520 PARK EAST BLVD. NEW ALBANY, INDIANA 47150
 PHONE (812) 944-6733 P.O. BOX 1147
 CODE 55322

MADE BY: MARK CHILTON 11-21-88
 SSA-1XX-S-X
 SHEET 1 OF 1