

DO NOT SCALE FROM THIS PRINT

NOTES:

1.  $\text{\textcircled{C}}$  REPRESENTS A CRITICAL DIMENSION.
2. PUSHOUT FORCE TO BE: 2 lb. (32oz) MIN.
3. ORIENTATION OF PART IN T&R MAY VARY DEPENDING ON POCKET.
4. MAX CUT FLASH .030 ON TAIL AND POST.
5. DUE TO THE HIGH AMOUNT OF INSERTION FORCE NEEDED, THE -LC OPTION IS NOT COMPATIBLE WITH AUTO PLACEMENT. SAMTEC RECOMMENDS MANUAL PLACEMENT FOR ALL ASSEMBLIES WITH THE -LC OPTION.
6. AVAILABLE ON -01 LEAD STYLE ONLY, MATES WITH SSW, SSQ, SSM, BCS, ESW, ESQ.
7. 50 POSITION PARTS ARE ONLY AVAILABLE FOR INTERNAL SAMTEC USE ONLY.
8. NOTE DELETED.

TSM-1XX-XX-XXX-SH-XX-XXX-XX

No. OF POSITIONS  
-02 THRU -36,  
50 (SEE NOTE 7)

LEAD STYLE  
SEE TABLE 1

OPTION #3

- P: PICK & PLACE PAD (SEE FIG. 3)  
USE PPP-08 (-04 THRU -36 POSITION OR 02 & 03 POSITION WITH -TR ONLY)
- TR: TAPE & REEL (-02 THRU -30 POSITION)  
(LEADS MAY NOT BE VISIBLE FOR CUSTOMER VISUAL INSPECTION ON SMALLER POSITION PARTS WHEN USED WITH -P OPTION.)
- K: POLYIMIDE FILM (SEE FIG. 6, SHT. 2)  
(-04 THRU -36 POSITION)  
(-02 & -03 POSITIONS WITH -TR ONLY)

OPTION #2

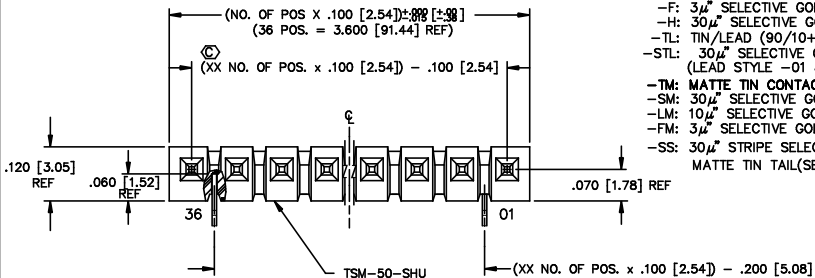
- XXX: POLARIZED POSITION  
SPECIFY OMITTED PIN

OPTION #1

- LC: LOCKING CLIP (SEE FIG. 1)(SEE NOTE 5)  
USE LC-09-TM (-03 THRU -36 POS USE 2 PER STRIP)  
(-02 POS USE 1 PER STRIP)  
(USE TSM-50-SHU)
- A: ALIGNMENT PIN  
(USE TSM-XX-SHU-XX BODY FOR MOLDED -A PINS, POS -02 THRU -50, SEE FIG 2, SHEET 2)  
(USE TSM-50-SHU BODY FOR STAKED -A PINS, POS -04 THRU -50, SEE FIG 4, SHEET 2)
- LEAVE BLANK FOR NO HOLD  
DOWN OPTION (USE TSM-50-SHU SEE FIG. 1,  
CAN BE CUT TO POSITION) N/A ON STYLE -03

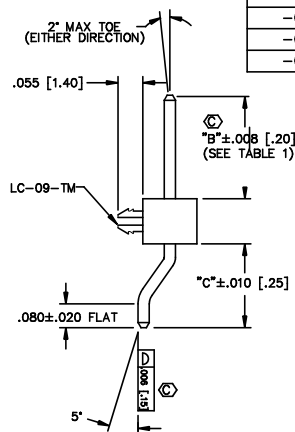
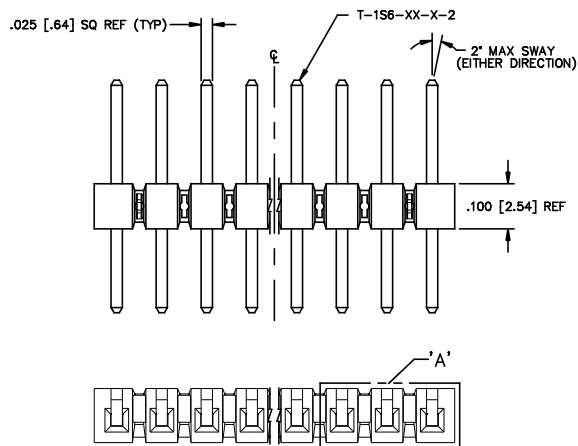
PLATING SPEC.

- T: MATTE TIN ON ENTIRE PIN
- S:  $30\mu$  SELECTIVE GOLD IN CONTACT AREA, MATTE TIN ON TAIL.
- G:  $10\mu$  SELECTIVE GOLD IN CONTACT AREA,  $3\mu$  SELECTIVE GOLD ON TAIL.
- L:  $10\mu$  SELECTIVE GOLD IN CONTACT AREA, MATTE TIN ON TAIL.
- F:  $3\mu$  SELECTIVE GOLD IN CONTACT AREA, MATTE TIN ON TAIL.
- H:  $30\mu$  SELECTIVE GOLD IN CONTACT AREA,  $3\mu$  SELECTIVE GOLD ON TAIL.
- TL: TIN/LEAD (90/10+/-5%) CONTACT AND TAIL (-01 LEAD STYLE ONLY)
- STL:  $30\mu$  SELECTIVE GOLD IN CONTACT AREA, TIN/LEAD (90/10+/-5%)  
(LEAD STYLE -01 & -02 ONLY)
- TM: MATTE TIN CONTACT AND TAIL
- SM:  $30\mu$  SELECTIVE GOLD IN CONTACT AREA, MATTE TIN ON TAIL.
- LM:  $10\mu$  SELECTIVE GOLD IN CONTACT AREA, MATTE TIN ON TAIL.
- FM:  $3\mu$  SELECTIVE GOLD IN CONTACT AREA, MATTE TIN ON TAIL.
- SS:  $30\mu$  STRIPE SELECTIVE GOLD IN CONTACT AREA,  
MATTE TIN TAIL(SEE NOTE 6)



ROW SPECIFICATION  
-SH: SINGLE HORIZONTAL

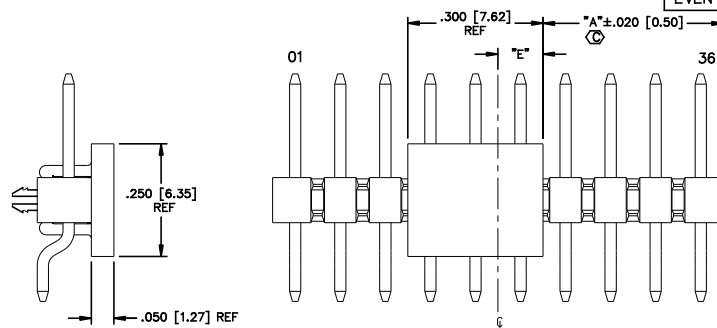
LEAD STYLE	"B"	TERMINAL	"C"
-01	.230 [5.84]	T-1S6-08-X-2	.180 [4.57]
-02	.320 [8.13]	T-1S6-15-X-2	.190 [4.83]
-03	.420 [10.67]	T-1S6-09-X-2	.190 [4.83]
-04	.120 [3.05]	T-1S6-07-X-2	.190 [4.83]



DIFFERENT AS SHOWN. OTHERWISE SAME AS FIG 1

TABLE 3

POS.	"E"
ODD	.150 [3.81]
EVEN	.100 [2.54]



FOR ODD: "A" =  $\frac{(\text{NO. OF POS} \times .100 [2.54]) - .300 [7.26]}{2}$

FOR EVEN: "A" =  $\left[ \frac{(\text{NO. OF POS} \times .100 [2.54]) - .300 [7.26]}{2} \right] + .050 [1.27]$

FIG 1  
-LC: LOCKING CLIP OPTION  
CLIPS N/A WITH -A OPTION.

FIG 3  
-P: PICK & PLACE PAD  
PLACE PPP-08 ON  $\text{\textcircled{C}}$  AS SHOWN

MATERIAL:  
BODIES:  
LIQUID CRYSTAL POLYMER  
COLOR/BLACK  
TERMINALS:  
PHOSPHOR BRONZE

**samtec**

520 PARK EAST BLVD, NEW ALBANY, INDIANA 47150  
PHONE (812) 944-8733 P.O. BOX 1147  
CODE 95322

MADE BY:  
REIDINGER 7-19-91

EXSPROD/VASSEMBLY100  
TSM/SHASHI  
TSM-1XX-XX-XXX-SH-XX-XXX-XX  
SHEET 1 OF 2

PROPRIETARY NOTE  
THIS DOCUMENT CONTAINS INFORMATION  
CONSIDERED TO BE THE PROPERTY OF  
SAMTEC INC. AND SHALL NOT BE  
REPRODUCED OR TRANSMITTED IN  
ANY FORM OR BY ANY MEANS,  
ELECTRONIC OR MECHANICAL,  
INCLUDING PHOTOCOPYING, RECORDING,  
OR BY ANY INFORMATION STORAGE  
RETRIEVAL SYSTEM, WITHOUT THE EXPRESS  
WRITTEN CONSENT OF SAMTEC INC.