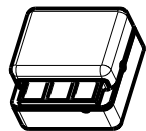
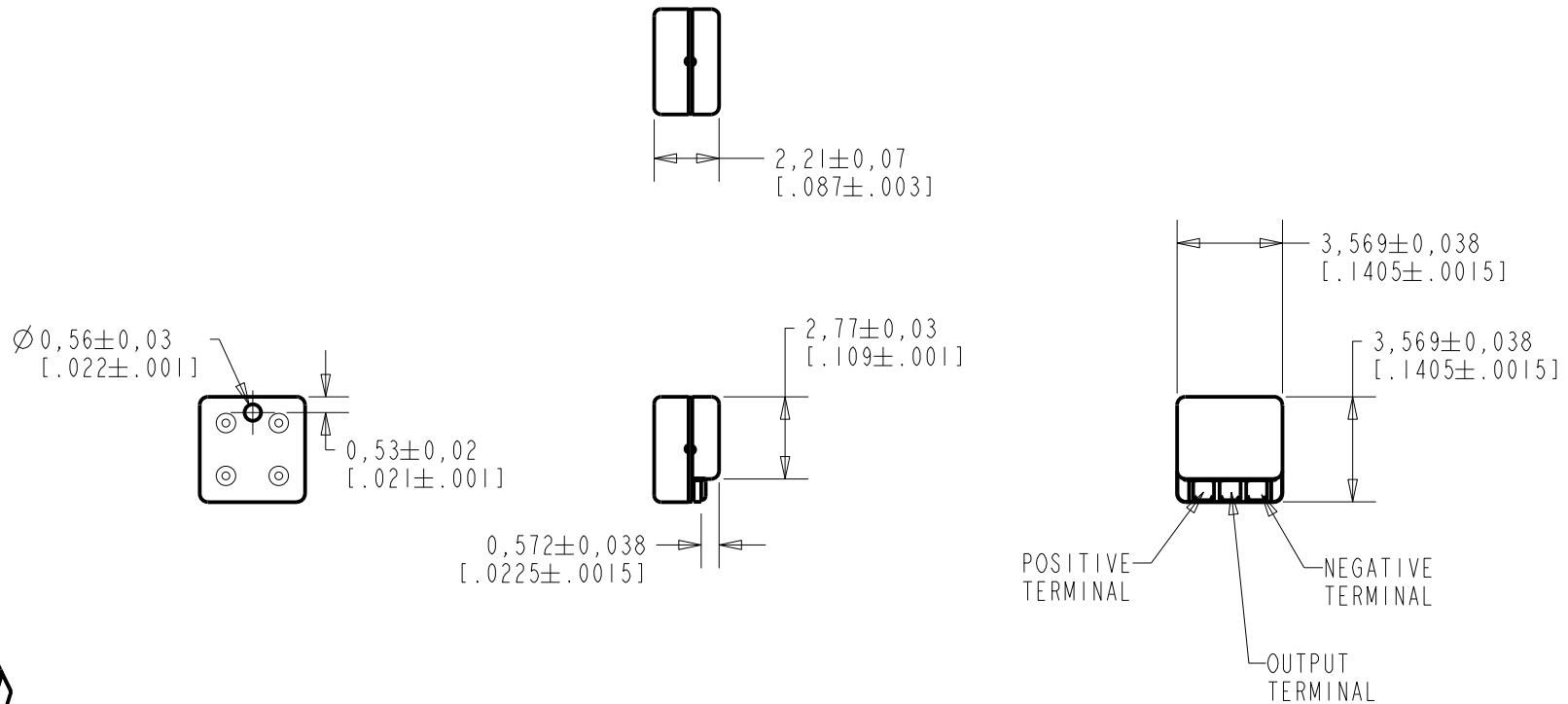


EM-23369-C36

SHT 1.1

NOTE:

1. INCREASED PRESSURE AT SOUND INLET CAUSES A POSITIVE GOING VOLTAGE TO APPEAR AT THE OUTPUT TERMINAL, RELATIVE TO THE NEGATIVE TERMINAL.



NOMINAL WEIGHT
.08 GRAM

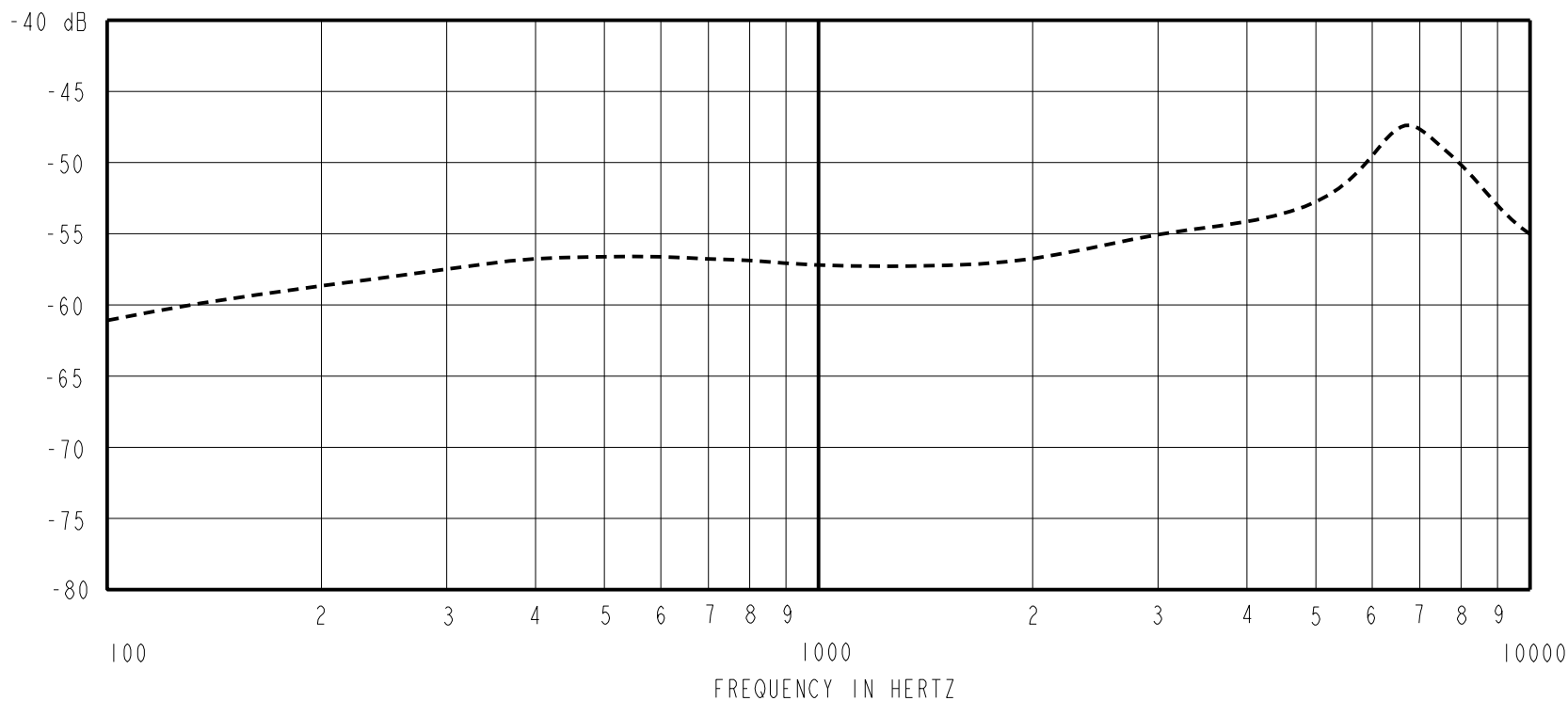
DIMENSIONS IN MILLIMETERS [INCHES]

KNOWLES ELECTRONICS
ITASCA, ILLINOIS U.S.A.

Revision	C.O. #	Implementation Date	RELEASE LEVEL	REVISION
F	MI0105194	8-8-13	Active	F
E	MI0104054	4-19-11		
D	MI0102912	7-30-09		

SCALE: 4:1		DR. BY: MMM	DATE: 12-29-05
DO NOT SCALE DRAWING			
TITLE: MICROPHONE		APP. BY: GJP	DATE: 1-2-06
OUTLINE DRAWING		APP. BY: GJP	DATE: 1-2-06
EM-23369-C36		SHT 1.1	

SENSITIVITY IN dB RELATIVE TO 1.0 VOLT/0.1 Pa (N/M²)
FOR CONDITIONS SHOWN BELOW.



FREQUENCY	SENSITIVITY			DEVICE CONFORMITY	
	MIN.	NOM.	MAX.	RANGE OF DEVIATION FROM 1KHz	
100	---	-56.0	---	-10.0	-3.0
1000	-55.0	-52.0	-49.0	0.0	0.0
≈ 7000	---	-42.0	---	+7.0	+13.0

- NOTES:
1. CASE CONNECTED TO NEGATIVE TERMINAL.
 2. MICROPHONE TO BE FUNCTIONAL WITH 1.6 VDC SUPPLY.
 3. TYPICAL SENSITIVITY TO HUMIDITY AT 1000Hz IS 0.03 dB/%RH
 4. SENSITIVITY AND NOISE VALUES INDICATED ON THIS SPECIFICATION ARE VALID AT 50% HUMIDITY.
 5. TYPICAL POWER FEEDTHROUGH ATTENUATION: 66 dB SPL (1 kHz EQUIVALENT SPL PRODUCED BY 10 mV RMS VARIATION OF BATTERY VOLTAGE).

PORT LOCATION	DC SUPPLY	AMPLIFIER CURRENT DRAIN	SENSITIVITY CHANGE ON REDUCING SUPPLY TO 0.9VDC	"A" WEIGHTED NOISE (1 kHz EQUIV. SPL)	OUTPUT IMPEDANCE OHMS		
					MIN.	NOM.	MAX.
12KN	1.3V	50 μA MAX.	3 dB MAX.	28.0 dB MAX.	4950	5500	6050

Revision	C.O. #	Implementation Date	RELEASE LEVEL	REVISION
F	M10105194	8-8-13	Active	F
E	M10104054	4-19-11		
D	M10102912	7-30-09		

KNOWLES ELECTRONICS
ITASCA, ILLINOIS U.S.A.

WHEN TEST LIMITS ARE USED TO ESTABLISH INCOMING INSPECTION ACCEPTANCE/REJECTION CRITERIA, CORRELATION OF TEST EQUIPMENT WITH KNOWLES IS ALSO REQUIRED FOR ELIMINATION OF EQUIPMENT AND TEST METHOD VARIATION

TITLE: **MICROPHONE** **EM-23369-C36**
PERFORMANCE SPECIFICATION **SHT 2.1**

DR. BY	DATE
MMM	12-29-05
CK. BY	DATE
GJP	1-2-06
APP. BY	DATE
GJP	1-2-06