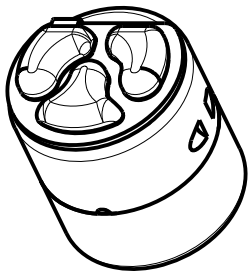
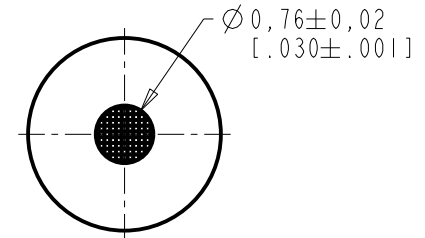
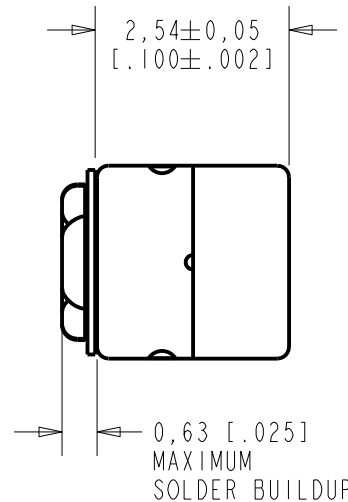
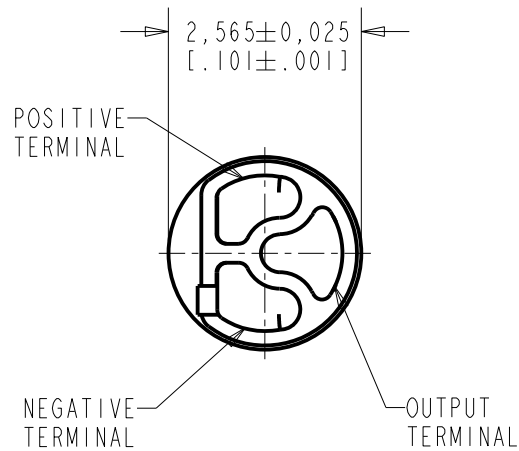


FC-26163-000

SHT 1.1

NOTES:

1. INCREASED PRESSURE AT THE SOUND INLET CAUSES A POSITIVE GOING VOLTAGE TO APPEAR AT THE OUTPUT TERMINAL, RELATIVE TO THE NEGATIVE TERMINAL.

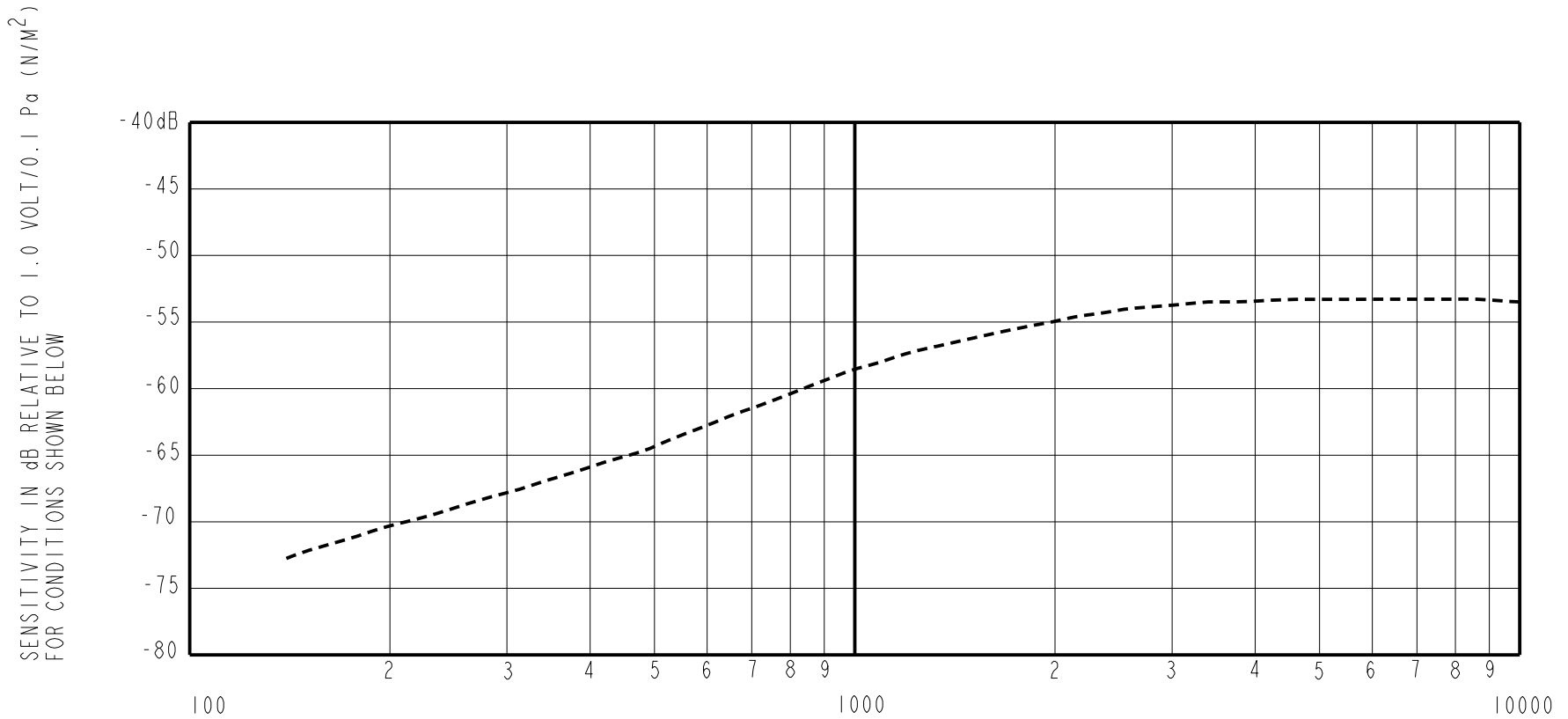


DIMENSIONS IN MILLIMETERS [INCHES]

Revision	C.O. #	Implementation Date	RELEASE LEVEL	REVISION
F	MI0104840	10-10-12	Active	F
E	MI0104555	4-12-12		
D	MI0103600	4-20-10		

SCALE:	10:1	DR. BY	DATE
DO NOT SCALE DRAWING		MMM	3-6-06
TITLE: MICROPHONE		CK. BY	DATE
OUTLINE DRAWING		GJP	3-8-06
FC-26163-000		APP. BY	DATE
SHT 1.1		GJP	3-8-06

KNOWLES ELECTRONICS
ITASCA, ILLINOIS U.S.A.



FREQUENCY	SENSITIVITY			FREQUENCY IN HERTZ		DEVICE CONFORMITY	
	MIN.	NOM.	MAX.	RANGE OF DEVIATION FROM 3.5 kHz			
500	---	-64.5	---	-14.0		-8.0	
1000	---	-58.5	---	-9.0		-1.0	
3500	-56.5	-53.5	-50.5	0.0		0.0	
10000	---	-53.5	---	-3.0		+3.0	

- NOTES: 1. CASE CONNECTED TO NEGATIVE TERMINAL.
2. MICROPHONE TO BE FUNCTIONAL WITH 1.6 VDC SUPPLY.
3. TYPICAL SENSITIVITY TO HUMIDITY AT 3500Hz IS 0.06 dB/%RH
4. SENSITIVITY AND NOISE VALUES INDICATED ON THIS SPECIFICATION ARE VALID AT 50% HUMIDITY.

PORT LOCATION	DC SUPPLY	AMPLIFIER CURRENT DRAIN	SENSITIVITY CHANGE ON REDUCING SUPPLY TO 0.9VDC	"A" WEIGHTED NOISE (RE 1.0 VOLT)	OUTPUT IMPEDANCE OHMS		
					MIN.	NOM.	MAX.
12S	1.3V	50 µA MAX.	3 dB MAX.	-93.0 dB MAX.	2800	4400	6800

Revision	C.O. #	Implementation Date	RELEASE LEVEL	REVISION
F	M10104840	10-10-12	Active	F
E	M10104555	4-12-12		
D	M10103600	4-20-10		
WHEN TEST LIMITS ARE USED TO ESTABLISH INCOMING INSPECTION ACCEPTANCE/REJECTION CRITERIA, CORRELATION OF TEST EQUIPMENT WITH KNOWLES IS ALSO REQUIRED FOR ELIMINATION OF EQUIPMENT AND TEST METHOD VARIATION				DR. BY DATE
TITLE: MICROPHONE PERFORMANCE SPECIFICATION				MMM 3-6-06
				CG-26163-000
SHT 2.1				CK. BY DATE
				GJP 3-8-06
				APP. BY DATE
				GJP 3-8-06

KNOWLES ELECTRONICS
ITASCA, ILLINOIS U.S.A.