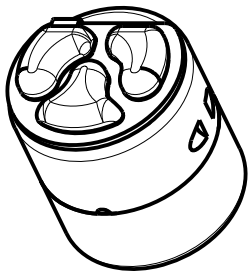
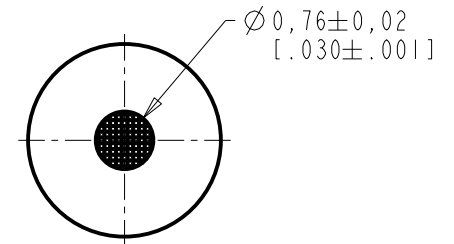
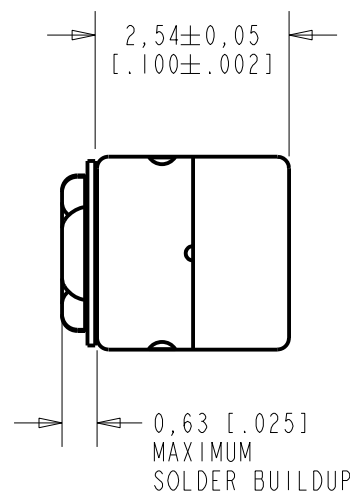
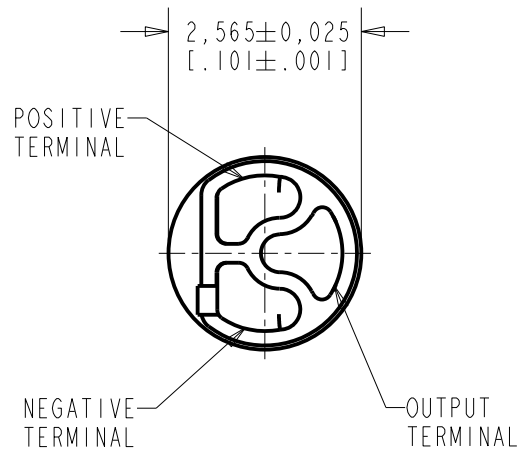


FG-26705-G13

SHT 1.1

NOTES:

1. INCREASED PRESSURE AT THE SOUND INLET CAUSES A POSITIVE GOING VOLTAGE TO APPEAR AT THE OUTPUT TERMINAL, RELATIVE TO THE NEGATIVE TERMINAL.



DIMENSIONS IN MILLIMETERS [INCHES]

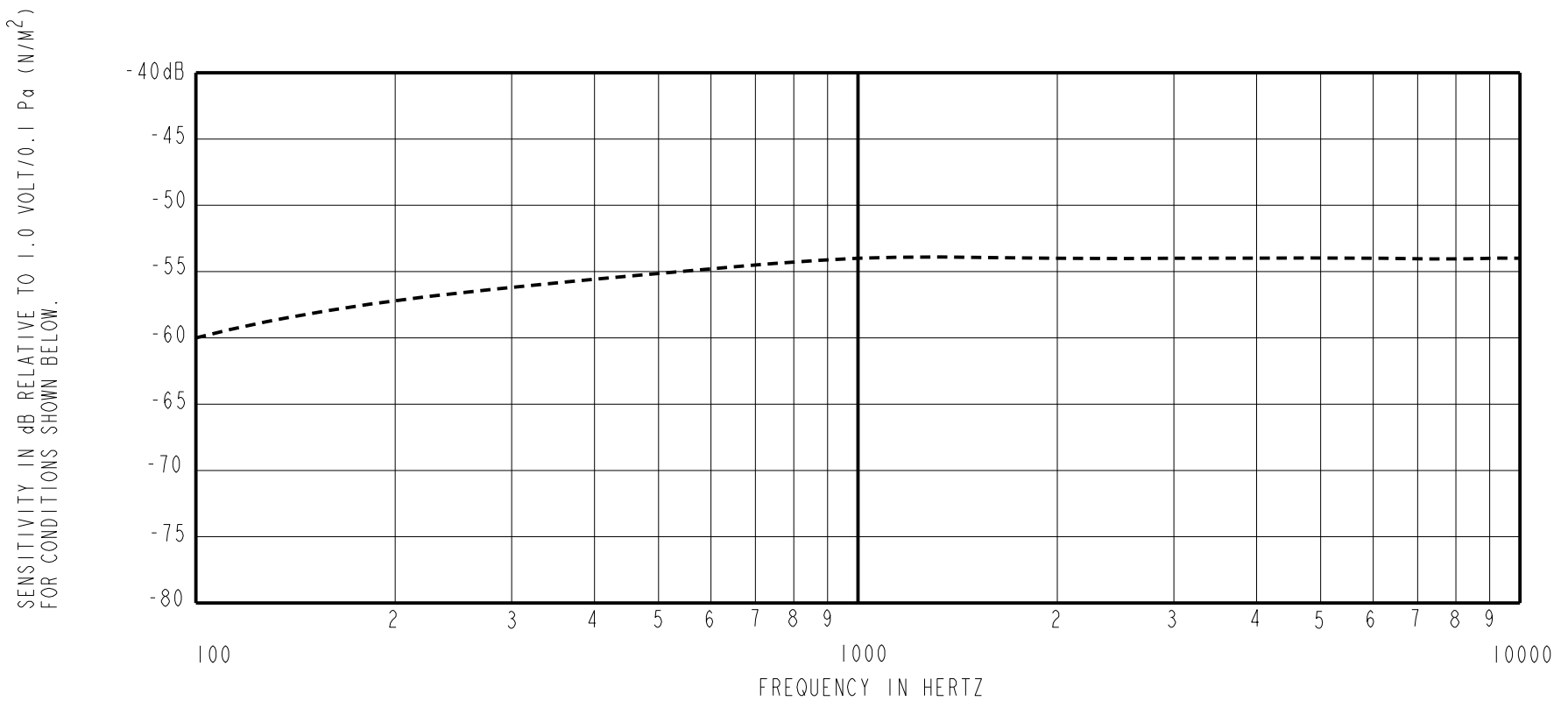
Revision	C.O. #	Implementation Date	RELEASE LEVEL	REVISION
F	MI0104840	10-10-12	Active	F
E	MI0104555	4-12-12		
D	MI0103600	4-20-10		

SCALE:	10:1	DR. BY	DATE
DO NOT SCALE DRAWING		MMM	1-20-06
TITLE:	MICROPHONE	CK. BY	DATE
	OUTLINE DRAWING	GJP	1-25-06
		APP. BY	DATE
		GJP	1-25-06

KNOWLES ELECTRONICS
ITASCA, ILLINOIS U.S.A.

FC-26705-G13

SHT 1.1



FREQUENCY	SENSITIVITY			DEVICE CONFORMITY	
	MIN.	NOM.	MAX.	RANGE OF DEVIATION FROM 1KHz	
100	---	-60.0	---	-5.0	-11.0
1000	-57.0	-54.0	-51.0	0.0	0.0
10000	---	-54.0	---	-3.0	+3.0

- NOTES: 1. CASE CONNECTED TO NEGATIVE TERMINAL.
2. MICROPHONE TO BE FUNCTIONAL WITH 1.6 VDC SUPPLY.
3. TYPICAL SENSITIVITY TO HUMIDITY AT 1000Hz IS 0.06 dB/%RH
4. SENSITIVITY AND NOISE VALUES INDICATED ON THIS SPECIFICATION ARE VALID AT 50% HUMIDITY.

PORT LOCATION	DC SUPPLY	AMPLIFIER CURRENT DRAIN	SENSITIVITY CHANGE ON REDUCING SUPPLY TO 0.9VDC	"A" WEIGHTED NOISE (1 kHz EQUIV. SPL)	OUTPUT IMPEDANCE OHMS		
					MIN.	NOM.	MAX.
12S	1.3V	50 μ A MAX.	3 dB MAX.	32.0 dB MAX.	2800	4400	6800

Revision	C.O. #	Implementation Date	RELEASE LEVEL	REVISION
F	M10104840	10-10-12	Active	F
E	M10104555	4-12-12		
D	M10103600	4-20-10		

WHEN TEST LIMITS ARE USED TO ESTABLISH INCOMING INSPECTION ACCEPTANCE/REJECTION CRITERIA, CORRELATION OF TEST EQUIPMENT WITH KNOWLES IS ALSO REQUIRED FOR ELIMINATION OF EQUIPMENT AND TEST METHOD VARIATION		DR. BY	DATE
		MMM	1-20-06
		CK. BY	DATE
		GJP	1-25-06
		APP. BY	DATE
		GJP	1-25-06

TITLE:	MICROPHONE	FG-26705-G13
	PERFORMANCE SPECIFICATION	SHT 2.1

KNOWLES ELECTRONICS
ITASCA, ILLINOIS U.S.A.