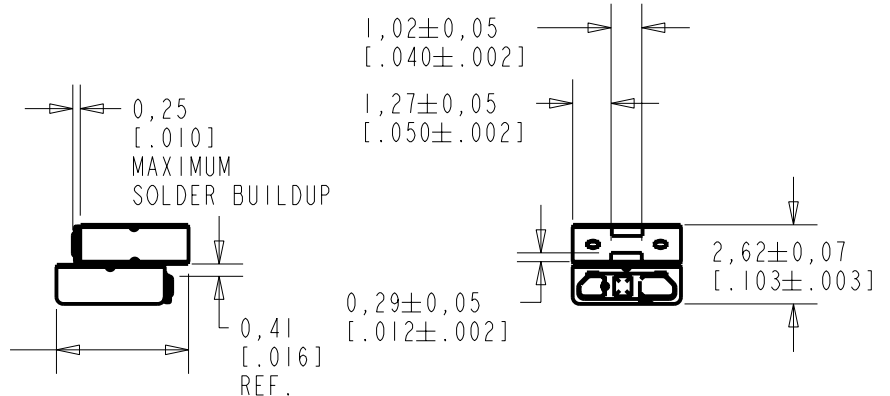
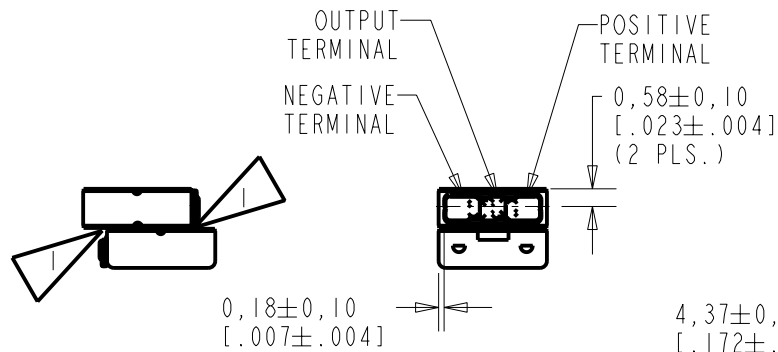
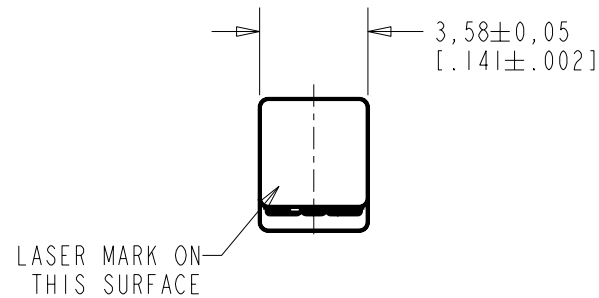


TO-30022-000
SHT 1.1

NOTES:

 ADHESIVE BLEEDOUT BETWEEN TOP & BOTTOM MICROPHONE 0,10 [.004] MAXIMUM.



NOMINAL WEIGHT .126 GRAMS DIMENSIONS IN MILLIMETERS [INCHES]

KNOWLES ELECTRONICS
ITASCA, ILLINOIS U.S.A.

Revision	C.O. #	Implementation Date	RELEASE LEVEL	REVISION
C	MI0101520	7-16-07	Released	C
B	MI0101220	8-7-06		
A	MI0101134	6-15-06		

SCALE: 4:1		DR. BY	DATE
DO NOT SCALE DRAWING		MMM	6-15-06
		CK. BY	DATE
TITLE: MICROPHONE TANDEM		GJP	6-20-06
		TO-30022-000	
OUTLINE DRAWING		GJP	6-20-06
SHT 1.1			

PAIR	CONSIST OF:
TO-30022-000	(2) TO-30023-000

BOTH MICROPHONES OF THE PAIR ARE TESTED TO TO-30023-000 2.1 SHEET AND THEN MATCHED TO THE OTHER MICROPHONE USING THE SPECIFICATIONS AND CONDITIONS BELOW:

FREQUENCY	TEST TYPE	RANGE OF DEVIATION BETWEEN MICROPHONES	UNITS
500 Hz	SENSITIVITY	1.0 MAX.	dBV
200 Hz	PHASE	1.5 MAX.	DEGREES
2000 Hz	SENSITIVITY	1.0 MAX.	dBV
PEAK	SENSITIVITY (RE 1kHz SENSITIVITY)	1.5 MAX.	dBV
PEAK	FREQUENCY	250 MAX.	Hz

NOTES:

1. DC SUPPLY VOLTAGE .930 VOLTS.
2. TESTED WITH 26 kΩ LOAD AND 1μF CAPACITOR COUPLED TO THE OUTPUT. SEE SCHEMATIC.
3. SENSITIVITY AND PHASE VALUES INDICATED ARE VALID AT 50% RH.
4. LOADS AND CAPACITANCE FROM NOTE 2 MUST BE REMOVED PRIOR TO TESTING FOR IMPEDANCE.



<<< AND GREEN STRIPE INDICATES UNIT WITH SMALLER PHASE RESONSE AT 200 Hz

Revision	C.O. #	Implementation Date	RELEASE LEVEL	REVISION
C	M10101520	7-16-07	Released	C
B	M10101220	8-7-06		
A	M10101134	6-15-06		

KNOWLES ELECTRONICS
ITASCA, ILLINOIS U.S.A.

WHEN TEST LIMITS ARE USED TO ESTABLISH INCOMING INSPECTION ACCEPTANCE/REJECTION CRITERIA, CORRELATION OF TEST EQUIPMENT WITH KNOWLES IS ALSO REQUIRED FOR ELIMINATION OF EQUIPMENT AND TEST METHOD VARIATION

TITLE: **MICROPHONE TANDEM TO-30022-000**
PERFORMANCE SPECIFICATION **SHT 5.1**

DR. BY	DATE
MMM	6-15-06
CK. BY	DATE
GJP	6-20-06
APP. BY	DATE
GJP	6-20-06