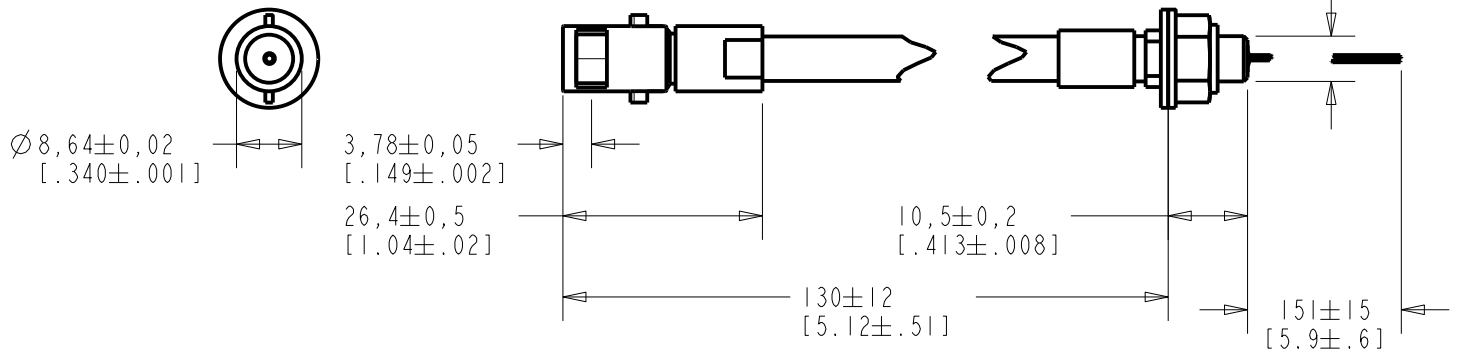
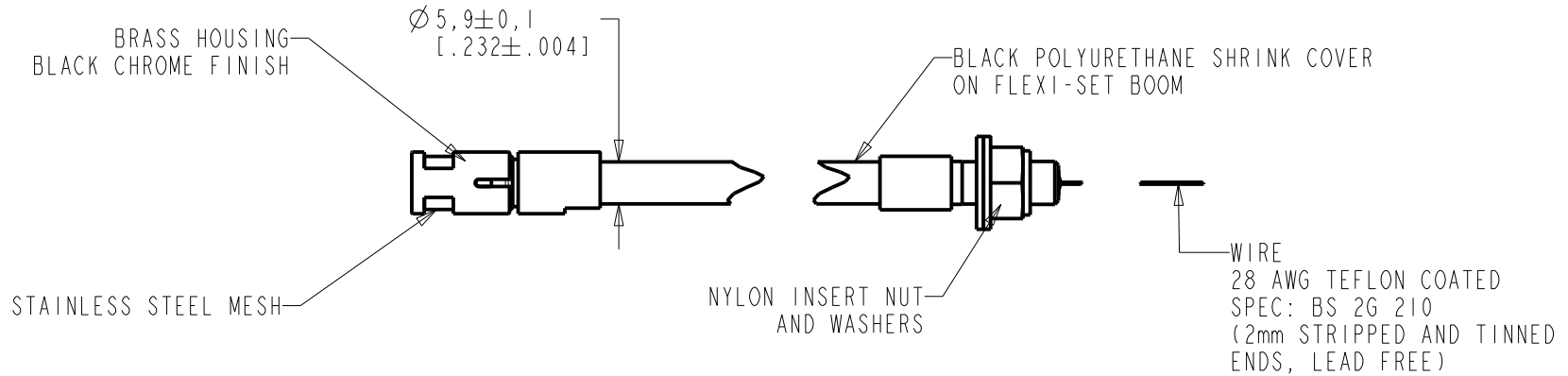


FB-FO-25581-000

SHT 1.1



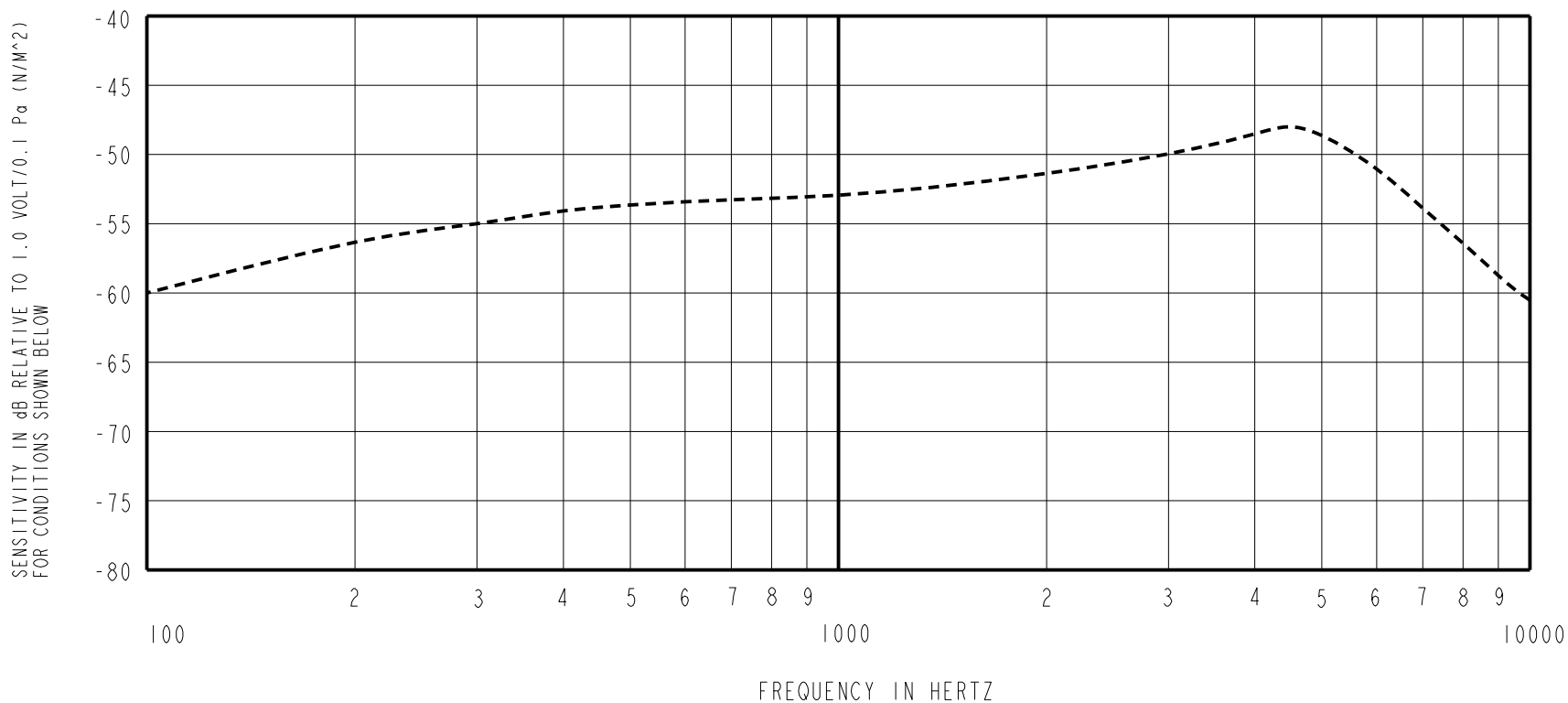
WIRE COLOR				WEIGHT GRAMS
+ve	OUTPUT	-ve	SCREEN	
RED	WHITE	BLACK	GREEN	29.1

DIMENSIONS IN MILLIMETERS [INCHES]

Revision	C.O. #	Implementation Date	RELEASE LEVEL	REVISION
			Active	D
D	C40100632	4-21-11		

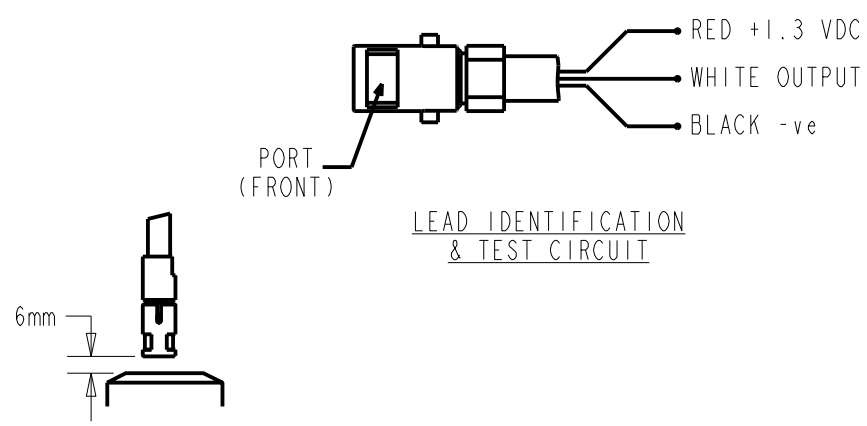
**KNOWLES ELECTRONICS**  
ITASCA, ILLINOIS U.S.A.

SCALE: 1:1	DR. BY: SDZ	DATE: 5-22-07
DO NOT SCALE DRAWING	CK. BY: GJP	DATE: 6-05-07
TITLE: BOOM MICROPHONE FB-FO-25581-000	APP. BY: GJP	DATE: 6-05-07
OUTLINE DRAWING	SHT 1.1	



FREQUENCY	SENSITIVITY			DEVICE CONFORMITY	
	MIN	NOM	MAX	RANGE OF DEVIATION FROM 1KHz	
100	---	-60.0	---	-11.0	+4.0
1000	-56.0	-53.0	-50.0	0.0	0.0
3500-5500	---	-48.5	---	+1.5	+7.5

- NOTES:
- MICROPHONE TO BE FUNCTIONAL WITH 10 VDC SUPPLY.
  - SENSITIVITY VALUES INDICATED ON THIS SPECIFICATION ARE VALID AT 50% HUMIDITY.
  - TEST CONDITIONS:  
HEAD OF BOOM EXPOSED TO 94 dB SPL SWEPT SOUND FIELD AT 6mm FROM VOICE APERTURE.  
ARTIFICIAL VOICE:  
B & K 4227 MOUTH SIMULATOR.
  - FOR MICROPHONE CAPSULE SPEC. SEE EK-23024-000 SHEET 2.1



Revision	C.O. #	Implementation Date	RELEASE LEVEL	REVISION
			<b>Active</b>	<b>D</b>
D	C40100632	4-21-11		
WHEN TEST LIMITS ARE USED TO ESTABLISH INCOMING INSPECTION ACCEPTANCE/REJECTION CRITERIA, CORRELATION OF TEST EQUIPMENT WITH KNOWLES IS ALSO REQUIRED FOR ELIMINATION OF EQUIPMENT AND TEST METHOD VARIATION				
TITLE: <b>BOOM MICROPHONE FB-F0-25581-000</b>			DR. BY	DATE
PERFORMANCE SPECIFICATION			SDZ	5-22-07
			CK. BY	DATE
			GJP	6-05-07
			APP. BY	DATE
			GJP	6-05-07

**KNOWLES ELECTRONICS**  
ITASCA, ILLINOIS U.S.A.