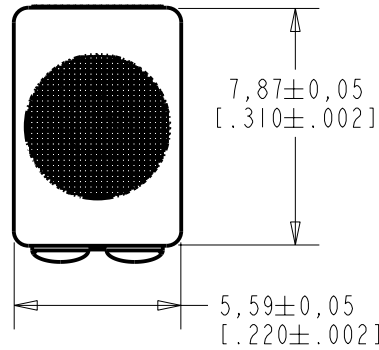
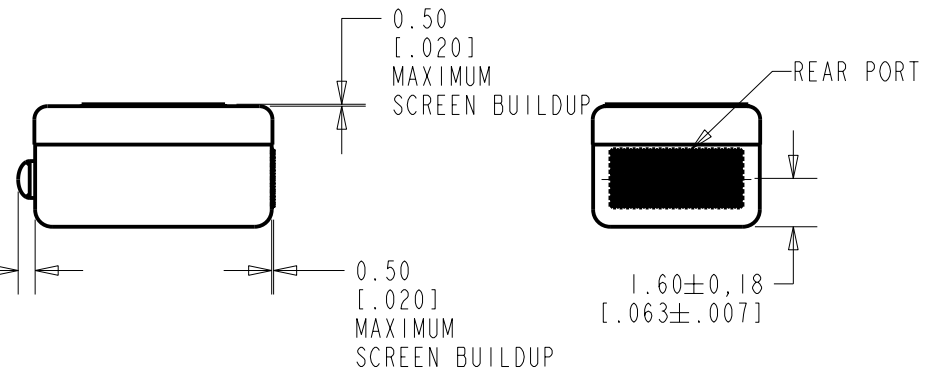
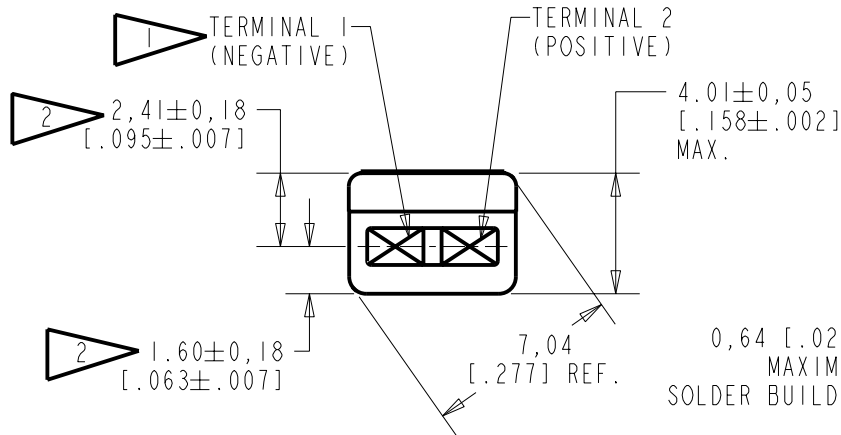


**BJ-28411-000**  
SHT 1.1



NOTES:

- 1 A DECREASE IN PRESSURE AT THE SOUND INLET WILL CAUSE A POSITIVE VOLTAGE AT TERMINAL 2 RELATIVE TO TERMINAL 1.
- 2 LOCATED FROM TWO SURFACES FOR CUSTOMER CONVENIENCE. ONLY APPLICABLE FROM ONE SURFACE, NOT TO BE USED TOGETHER.



SCALE 2:1

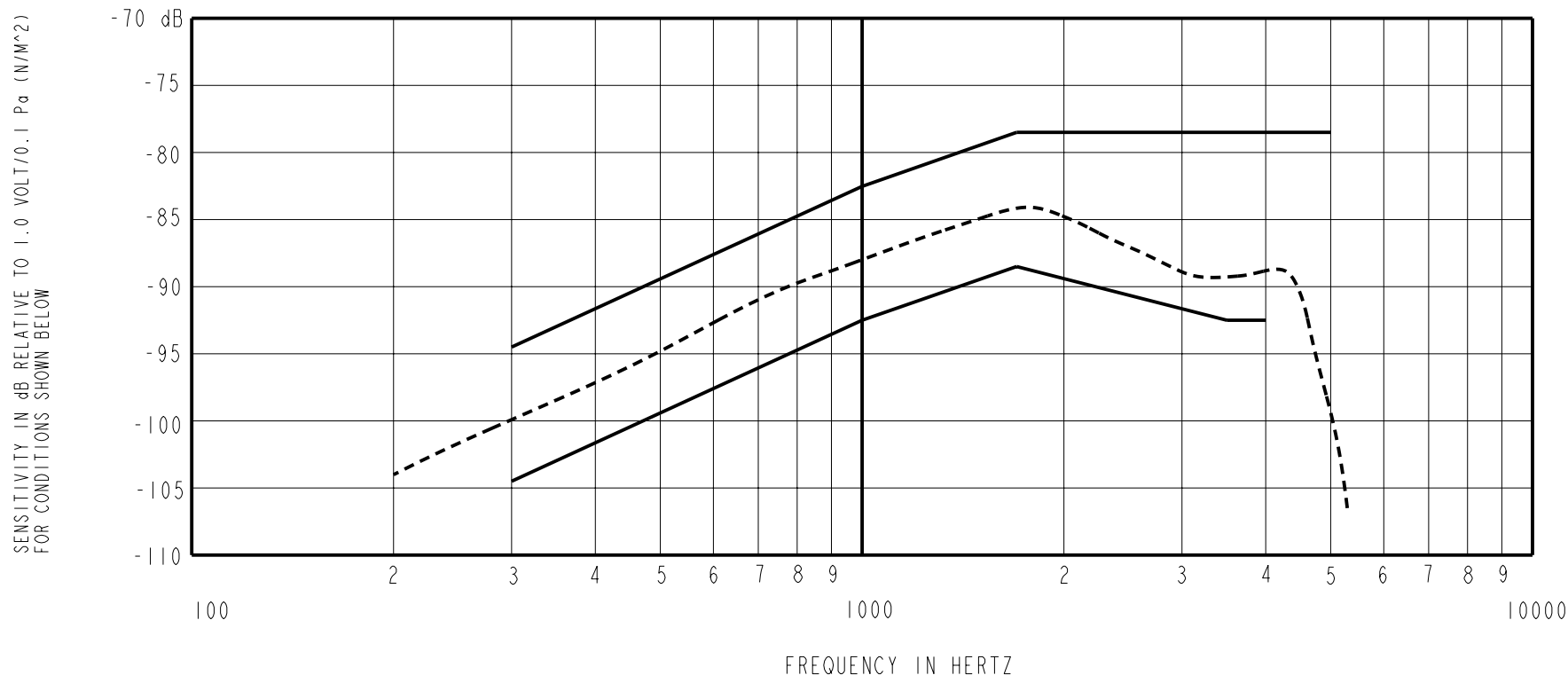
NOMINAL WEIGHT  
.66 GRAM

DIMENSIONS IN MILLIMETERS [INCHES]

Revision	C.O. #	Implementation Date	RELEASE LEVEL	REVISION
A	CI0103470	12-9-05	Released	A
SCALE: 4:1			DR. BY	DATE
DO NOT SCALE DRAWING			CRG	12-9-05
TITLE: MICROPHONE			CK. BY	DATE
OUTLINE DRAWING			GJP	1-5-06
BJ-28411-000			APP. BY	DATE
SHT 1.1			GJP	1-5-06

**KNOWLES ELECTRONICS**  
ITASCA, ILLINOIS U.S.A.

WHEN TEST LIMITS ARE USED TO ESTABLISH INCOMING INSPECTION ACCEPTANCE/REJECTION CRITERIA, CORRELATION OF TEST EQUIPMENT WITH KNOWLES IS ALSO REQUIRED FOR ELIMINATION OF EQUIPMENT AND TEST METHOD VARIATIONS.



NOTES:

1. LOAD RESISTANCE FOR SENSITIVITY MEASUREMENT: 300 OHMS
2. OUTPUT IMPEDANCE AT 1kHz: 300 OHMS NOMINAL
3. NOMINAL DC RESISTANCE AT 20°C: 75.5 OHMS
4. TESTED WITH REAR PORT OPEN TO LARGE SOUND FREE VOLUME

5. SENSITIVITY

FREQUENCY	MIN.	MAX.
300	-104.5	-94.5
1000	-92.5	-82.5
1700	-88.5	-78.5
3500	-92.5	---
4000	-92.5	---
5000	---	-78.5

6. FOR EQUAL SPL APPLIED TO FRONT AND REAR PORTS IN PHASE AT 1000 Hz THE SENSITIVITY WILL REDUCE BY AT LEAST 10 dB.
7. FOR EQUAL SPL APPLIED TO FRONT AND REAR PORTS IN PHASE AT 1000Hz THE SENSITIVITY WILL REDUCE BY AT LEAST 10 dB.
8. FRONT PORT LOCATION: 0N  
REAR PORT LOCATION: 12N

Revision	C.O. #	Implementation Date	RELEASE LEVEL	REVISION
			<b>Released</b>	<b>A</b>
A	C10103470	12-9-05		

**KNOWLES ELECTRONICS**  
ITASCA, ILLINOIS U.S.A.

WHEN TEST LIMITS ARE USED TO ESTABLISH INCOMING INSPECTION ACCEPTANCE/REJECTION CRITERIA, CORRELATION OF TEST EQUIPMENT WITH KNOWLES IS ALSO REQUIRED FOR ELIMINATION OF EQUIPMENT AND TEST METHOD VARIATION

TITLE: **MICROPHONE** **BJ-28411-000**  
PERFORMANCE SPECIFICATION **SHT**

DR. BY	DATE
CRG	12-9-05
CK. BY	DATE
GJP	1-5-06
APP. BY	DATE
GJP	1-5-06