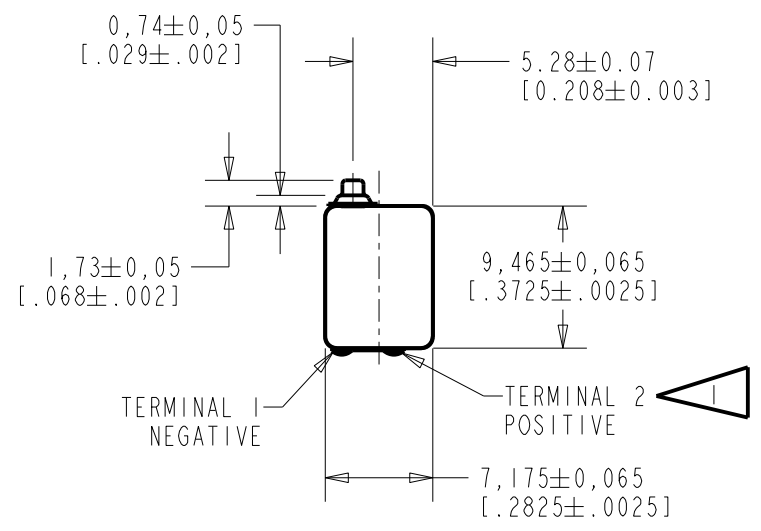
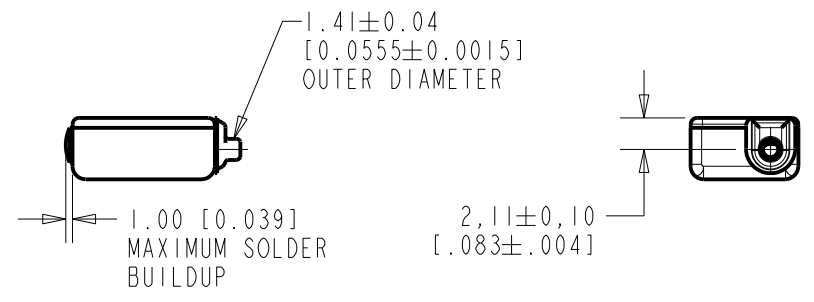
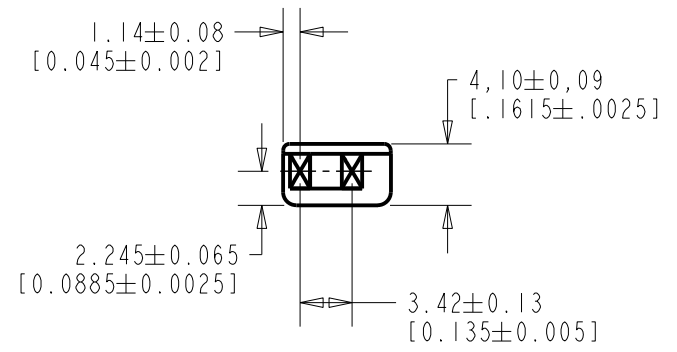


CI-28597-000
SHT 1.1



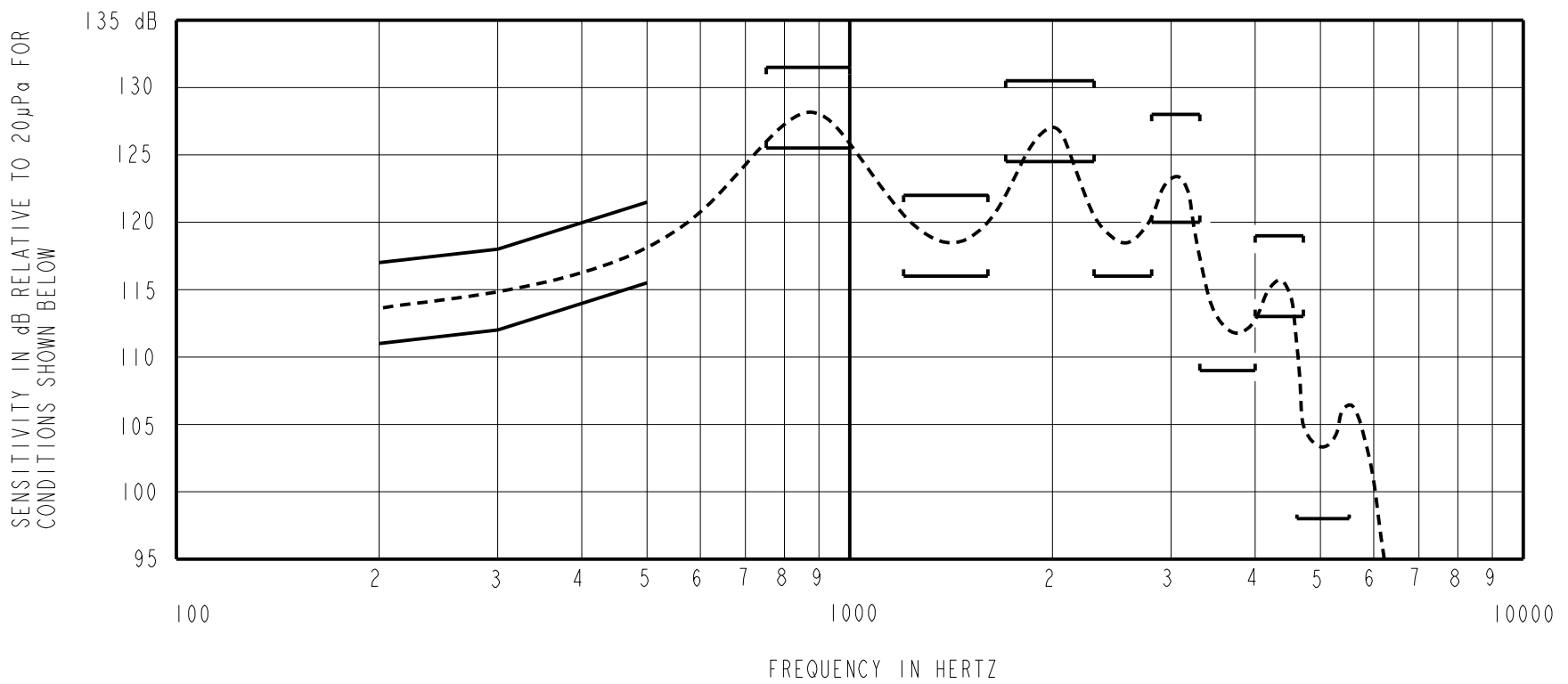
NOTES:
 1. A POSITIVE GOING VOLTAGE AT TERMINAL 2, RELATIVE TO TERMINAL 1, CAUSES A DECREASE IN PRESSURE AT THE SOUND OUTLET.



DIMENSIONS IN MILLIMETERS [INCHES]

Revision	C.O. #	Implementation Date	RELEASE LEVEL	REVISION
B	CI0111948	12-31-10	Active	B
A	CI0103413	11-30-05		
SCALE: 2:1			DR. BY	DATE
DO NOT SCALE DRAWING			DMS	11-30-05
TITLE: RECEIVER			CK. BY	DATE
OUTLINE DRAWING			GJP	12-5-05
CI-28597-000			APP. BY	DATE
SHT 1.1			GJP	12-5-05

KNOWLES ELECTRONICS
ITASCA, ILLINOIS U.S.A.



NOTES:

1. MEASUREMENTS MADE USING 8mm [.315"] X 1mm [.039"] ID + 28mm [1.10] X 1.5mm [.059] ID EAR HOOK SIMULATOR INTO 25mm [.984"] OF 2mm [.079"] ID TUBE + 18mm [.709"] OF 3mm [.118"] ID TUBE + 2 CM³ CAVITY ANSI S3.6 TYPE HA-3 (IEC 60318-5).

2. SENSITIVITY

FREQUENCY	MIN.	MAX.
200	111.0	117.0
300	112.0	118.0
500	115.5	121.5
750-1000	125.5	131.5
1200-1600	116.0	122.0
1700-2300	124.5	130.5
2300-2800	116.0	---
2800-3300	120.0	128.0
3300-4000	109.0	---
4000-4700	113.0	119.0
4800-5500	98.0	---

3. RESPONSE, IMPEDANCE, AND DISTORTION MEASUREMENTS MADE USING THE ELECTRICAL TEST CONDITIONS SHOWN BELOW.

4. INDIVIDUAL SPECIFICATIONS.

PORT LOCATION	ELECTRICAL TEST CONDITIONS				IMPEDANCE @ 500 Hz OHMS±20%	DCR @20°C OHMS ±10%	DISTORTION	
	RESPONSE & IMPEDANCE		DISTORTION				MAX. %	FREQ. Hz
	AC mA RMS	DC mA	AC mA RMS	DC mA				
IIS	3.75	0.0	7.5	0.0	47	20	10	500

5. ELECTRICAL SOURCE IMPEDANCE MUST BE GREATER THAN 20 TIMES STATED IMPEDANCE FOR TEST CONDITIONS ABOVE.

Revision	C.O. #	Implementation Date	RELEASE LEVEL	REVISION
B	CI0111948	12-31-10	Active	B
A	CI0103413	11-30-05		

KNOWLES ELECTRONICS
ITASCA, ILLINOIS U.S.A.

WHEN TEST LIMITS ARE USED TO ESTABLISH INCOMING INSPECTION ACCEPTANCE/REJECTION CRITERIA, CORRELATION OF TEST EQUIPMENT WITH KNOWLES IS ALSO REQUIRED FOR ELIMINATION OF EQUIPMENT AND TEST METHOD VARIATION

TITLE: **RECEIVER**
PERFORMANCE SPECIFICATION

CI-28597-000
SHT 2.1

DR. BY	DATE
DMS	11-30-05
CK. BY	DATE
GJP	12-5-05
APP. BY	DATE
GJP	12-5-05