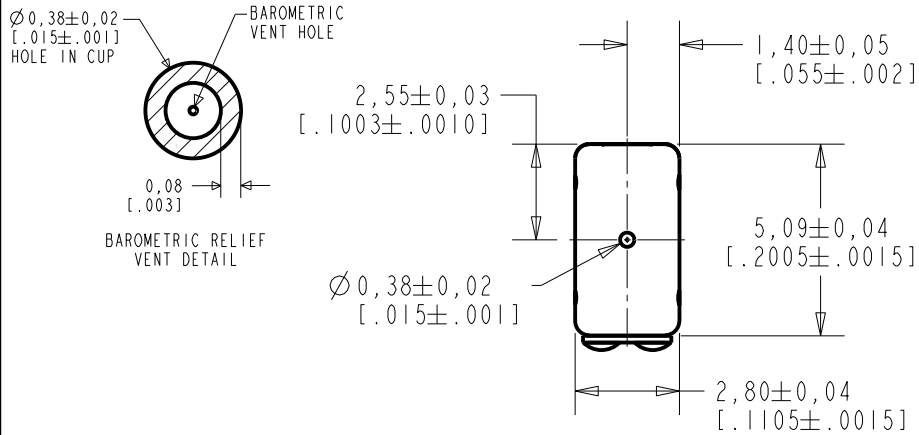


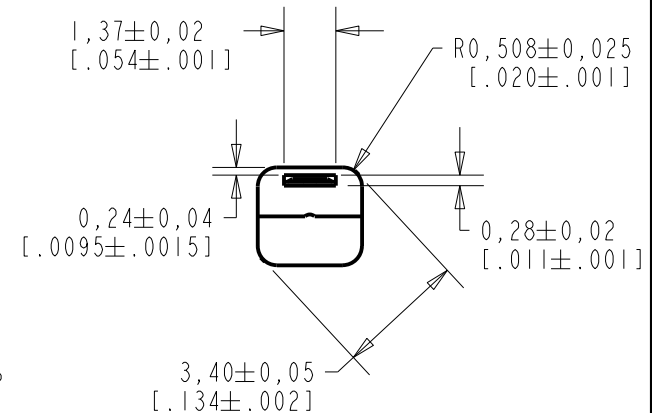
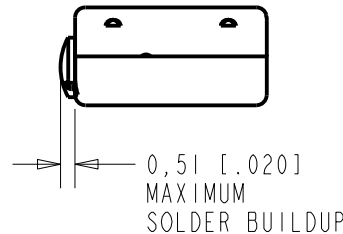
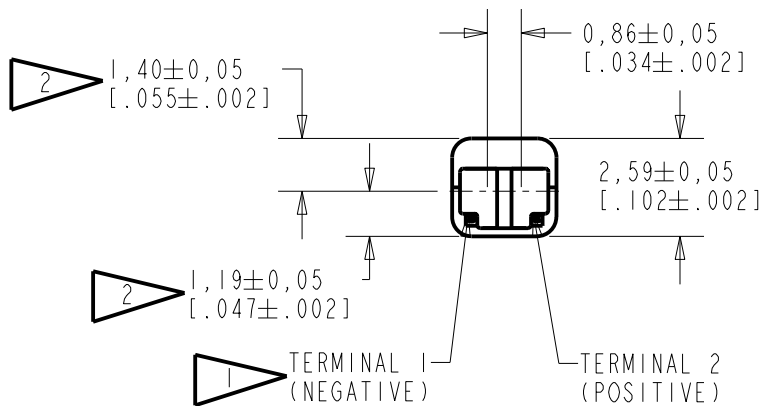
FFH-26856-105

SHT 1.1



NOTES:

- 1 A POSITIVE GOING VOLTAGE AT TERMINAL 2, RELATIVE TO TERMINAL 1, CAUSES A DECREASE IN PRESSURE AT THE SOUND OUTLET.
- 2 LOCATED FROM TWO SURFACES FOR CUSTOMER CONVENIENCE. ONLY APPLICABLE FROM ONE SURFACE, NOT TO BE USED TOGETHER.



SCALE 2:1

NOMINAL WEIGHT
.18 GRAMS

DIMENSIONS IN MILLIMETERS [INCHES]

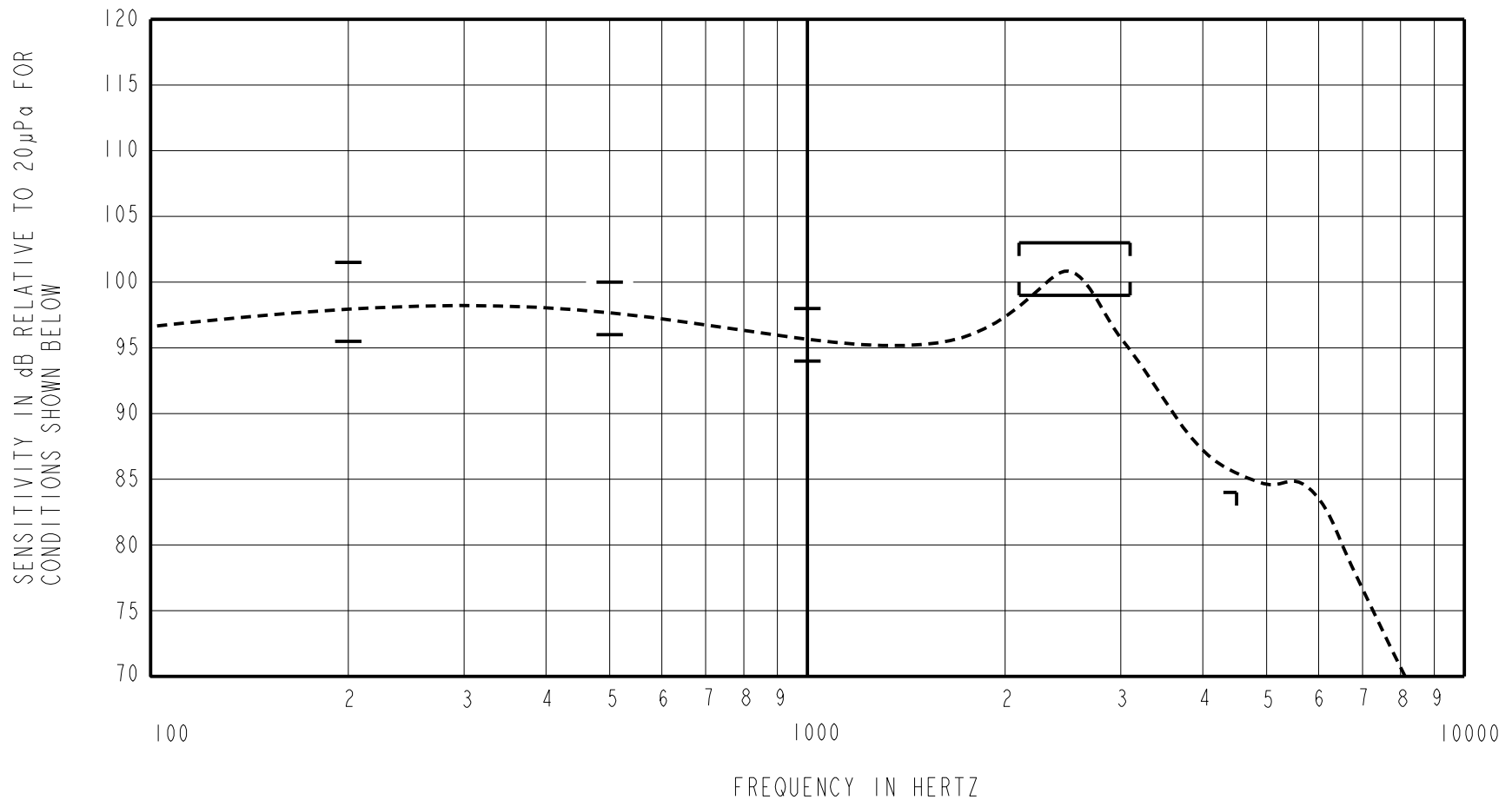
Revision	C.O. #	Implementation Date	RELEASE LEVEL	REVISION
E	C10109708P	10-28-10	Active	E
D	C10105532	3-30-07		

SCALE: 5:1	DR. BY: DATE
DO NOT SCALE DRAWING	MMM 10-3-05
TITLE: RECEIVER	CK. BY: DATE
FFH-26856-105	GJP 10-5-05
OUTLINE DRAWING	APP. BY: DATE
SHT 1.1	GJP 10-5-05

KNOWLES ELECTRONICS
ITASCA, ILLINOIS U.S.A.

THE FFH-26856-105 IS A FERROFLUID DAMPED AND EXTERNALLY VENTED FH-6553 RECEIVER WITH A PEAK OF 5dB RELATIVE TO THE SENSITIVITY AT 1kHz UNDER CONSTANT VOLTAGE DRIVE CONDITIONS.

CONSTANT VOLTAGE DRIVE CONDITIONS



ACOUSTICAL

SENSITIVITY
DEVICE WILL PRODUCE THE SPL LISTED BELOW UNDER TEST CONDITIONS DESCRIBED IN TABLE 3.
NOMINAL SENSITIVITY AT 1kHz IS dB RELATIVE TO 20µPa. ALL OTHER VALUES
IN dB RELATIVE TO THE SENSITIVITY AT 1kHz.

FREQUENCY (Hz)	MINIMUM	NOMINAL	MAXIMUM
200	-0.5	+2.5	+5.5
500	0.0	+2.0	+4.0
1000	-2.0	96.0	+2.0
2100 - 3100	+3.0	+5.0	+7.0
4500	-12.0	---	---

PORT LOCATION: 12N

TABLE 1

TOTAL HARMONIC DISTORTION
DEVICE WILL NOT EXCEED TOTAL HARMONIC DISTORTION LEVELS LISTED BELOW.

FREQUENCY (Hz)	AC DRIVE (V rms)	DC BIAS (V)	LIMIT (%)
500	0.352	0	10
870	0.125	0	6
1300	0.125	0	6

TABLE 2

TEST CONDITIONS

NOMINAL SOURCE VOLTAGE	0.125 V rms, 0 mA DC BIAS
SOURCE IMPEDANCE	<1 Ohm
TUBING	10mm [.394"] LONG, 1mm [.039"] I.D.
COUPLER CAVITY	2 CM ³ , SIMULATED ANSI S3.7 TYPE HA-3 (IEC 126)

TABLE 3

ELECTRICAL

DC RESISTANCE	58 Ohms ± 10%
IMPEDANCE @ 500 Hz	92 Ohms ± 15%
IMPEDANCE @ 1kHz	144 Ohms ± 15%

TABLE 4

ISOLATION: CASE WILL BE ELECTRICALLY ISOLATED FROM THE COIL CIRCUIT.
BAROMETRIC RELIEF: THE AIR FLOW THROUGH THE BAROMETRIC RELIEF VENT TO BE 1.0 TO 2.5 cc/MIN WHEN AIR PRESSURE OF 15 INCHES WATER (3736 Pa) IS APPLIED AT THE PORT APERTURE.
TEMPERATURE: OPERATING RANGE FROM 0°C TO 63°C (SENSITIVITY WILL NOT VARY BY MORE THAN ±3 dB WITHIN RANGE)
SENSITIVITY AT 0°C IS 2dB LOWER THAN THE SENSITIVITY AT ROOM TEMPERATURE.
STORAGE RANGE FROM -40°C TO 63°C

Revision	C.O. #	Implementation Date	RELEASE LEVEL	REVISION
E	C10109708P	10-28-10	Active	E
D	C10105532	3-30-07		
WHEN TEST LIMITS ARE USED TO ESTABLISH INCOMING INSPECTION ACCEPTANCE/REJECTION CRITERIA, CORRELATION OF TEST EQUIPMENT WITH KNOWLES IS ALSO REQUIRED FOR ELIMINATION OF EQUIPMENT AND TEST METHOD VARIATION			DR. BY	DATE
TITLE: RECEIVER PERFORMANCE SPECIFICATION			MMM	10-3-05
			FFH-26856-105	
SHT 2.1			GJP	10-5-05
			GJP	

KNOWLES ELECTRONICS
ITASCA, ILLINOIS U.S.A.