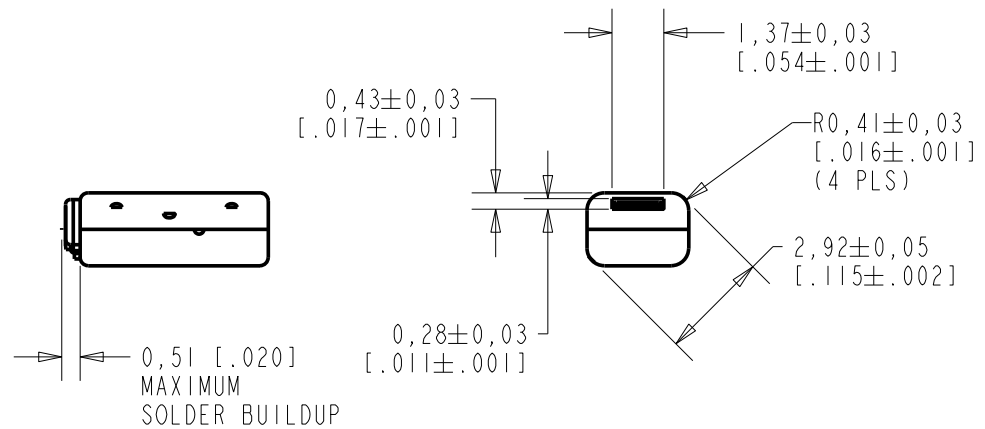
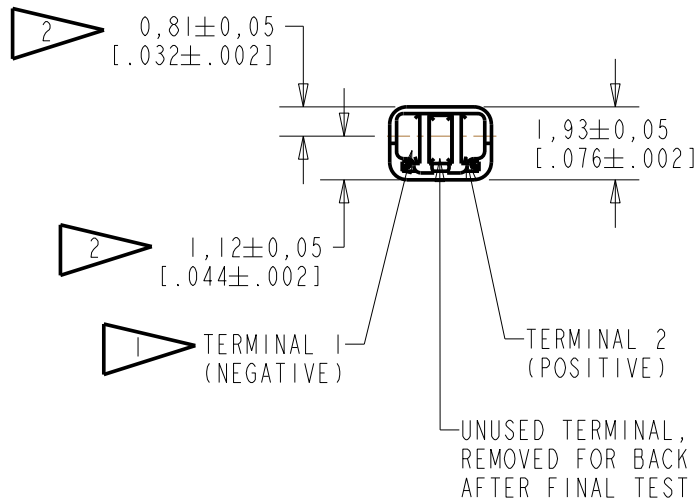
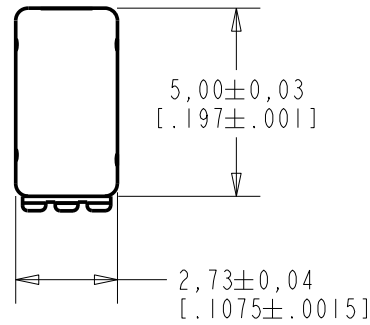


FK-23989-000

SHT 1.1

NOTES:

- 1 A POSITIVE GOING VOLTAGE AT TERMINAL 2, RELATIVE TO TERMINAL 1, CAUSES A DECREASE IN PRESSURE AT THE SOUND OUTLET.
- 2 LOCATED FROM TWO SURFACES FOR CUSTOMER CONVENIENCE. ONLY APPLICABLE FROM ONE SURFACE, NOT TO BE USED TOGETHER.



SCALE 2:1

DIMENSIONS IN MILLIMETERS [INCHES]

Revision	C.O. #	Implementation Date	RELEASE LEVEL	REVISION
E	C10108259P	12-29-08	Active	E
D	C10105758	4-26-07		

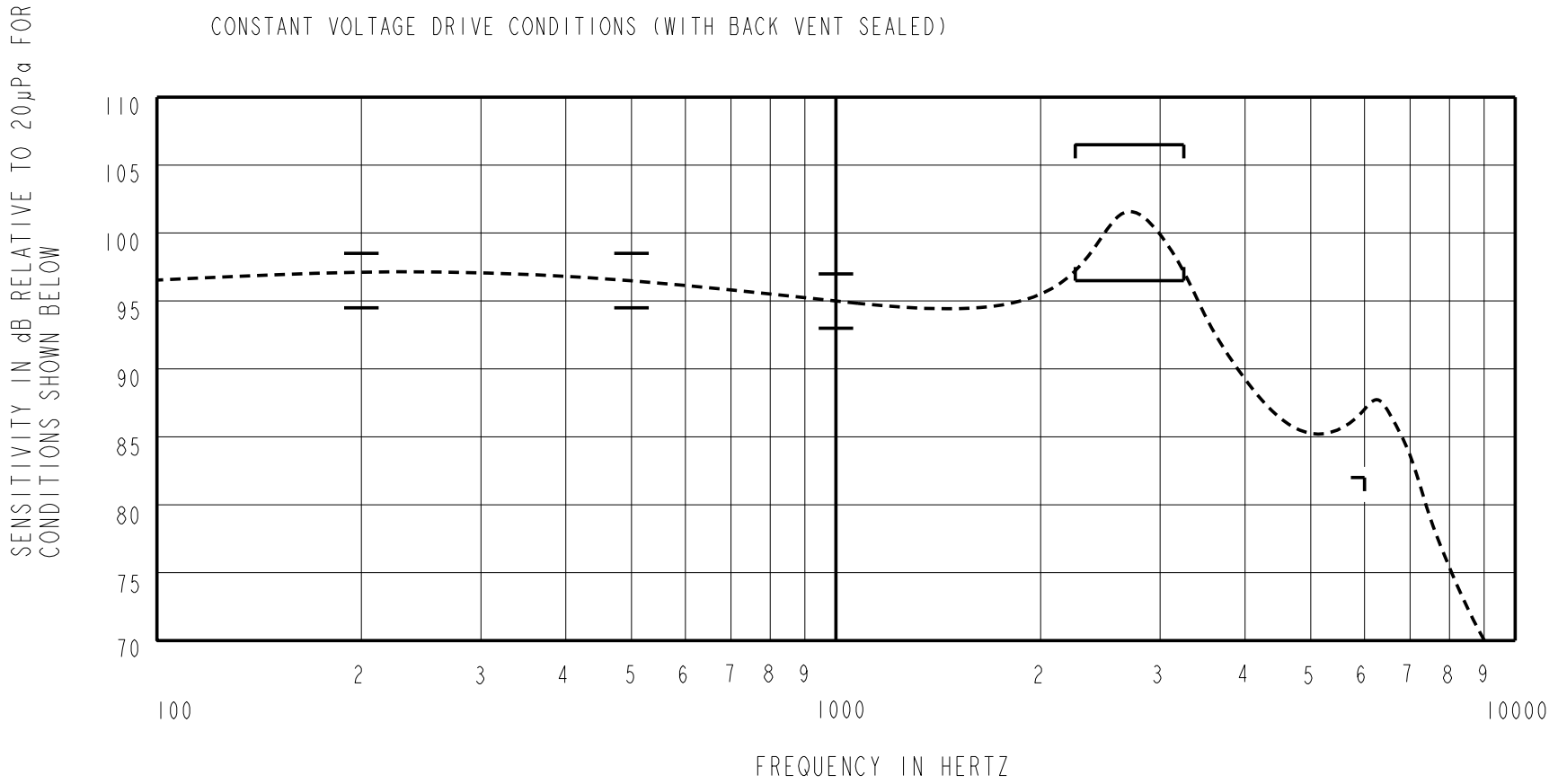
SCALE: 5:1		DR. BY	DATE
DO NOT SCALE DRAWING		CRG	2-6-06
TITLE: RECEIVER		FK-23989-000	GJP
OUTLINE DRAWING		SHT 1.1	2-8-06
		APP. BY	DATE
		GJP	2-8-06

KNOWLES ELECTRONICS
ITASCA, ILLINOIS U.S.A.

NO DAMPING

AN UNDAMPED AND TUBELESS MAGNETIC BALANCED ARMATURE RECEIVER INTENDED FOR USE IN CIC HEARING INSTRUMENTS OR AS THE LOW FREQUENCY DRIVER IN A HIFI SYSTEM. EXTERNAL BACK VENT IS PROVIDED ON THE CENTER PAD OF TERMINAL.

NOTE: SPECIFICATIONS FOLLOWED BY AN ASTERISK (*) ARE 100% TESTED.



ACOUSTICAL

SENSITIVITY*
DEVICE WILL PRODUCE THE SPL LISTED BELOW UNDER TEST CONDITIONS DESCRIBED IN TABLE 3.
NOMINAL SENSITIVITY AT 1kHz IS dB RELATIVE TO 20µPa. ALL OTHER VALUES IN dB RELATIVE TO THE SENSITIVITY AT 1kHz.

FREQUENCY (Hz)	MINIMUM	NOMINAL	MAXIMUM
200	-0.5	+1.5	+3.5
500	-0.5	+1.5	+3.5
1000	-2.0	95.0	+2.0
2250 - 3250	+3.5	+6.5	+9.5
6000	-13.0	---	---

TABLE 1

TOTAL HARMONIC DISTORTION*
DEVICE WILL NOT EXCEED TOTAL HARMONIC DISTORTION LEVELS LISTED BELOW.

FREQUENCY (Hz)	AC DRIVE (V rms)	DC BIAS (V)	LIMIT (%)
920	0.174	0	5
1380	0.174	0	5
920	0.491	0	10

TABLE 2

TEST CONDITIONS

NOMINAL SOURCE VOLTAGE	0.174 V rms, 0 mA DC BIAS
SOURCE IMPEDANCE	<1 Ohm
TUBING	10mm [.394"] LONG, 1mm [.039"] I.D.
COUPLER CAVITY	2 CM ³ , SIMULATED ANSI S3.7 TYPE HA-3 (IEC 126)

TABLE 3

ELECTRICAL

DC RESISTANCE	100 Ohms ± 10%*
IMPEDANCE @ 500 Hz	112 Ohms ± 15%*
IMPEDANCE @ 1kHz	145 Ohms ± 15%*

TABLE 4

ISOLATION: CASE WILL BE ELECTRICALLY ISOLATED FROM THE COIL CIRCUIT.*

MECHANICAL

PORT LOCATION: 12N

SOLDER TYPE: SAC305

TEMPERATURE:

OPERATING: SENSITIVITY WILL NOT VARY MORE THAN +1/-3 dB FROM -17°C TO 63°C

STORAGE: -40°C TO 63°C

KNOWLES ELECTRONICS
ITASCA, ILLINOIS U.S.A.

Revision	C.O. #	Implementation Date	RELEASE LEVEL	REVISION
E	C10108259P	12-29-08	Active	E
D	C10105758	4-26-07		
WHEN TEST LIMITS ARE USED TO ESTABLISH INCOMING INSPECTION ACCEPTANCE/REJECTION CRITERIA, CORRELATION OF TEST EQUIPMENT WITH KNOWLES IS ALSO REQUIRED FOR ELIMINATION OF EQUIPMENT AND TEST METHOD VARIATION			DR. BY	DATE
TITLE: RECEIVER PERFORMANCE SPECIFICATION			CRG	2-6-06
			FK-23989-000	
SHT 2.1			CK. BY	DATE
			GJP	2-8-06
			APP. BY	DATE
			GJP	2-8-06