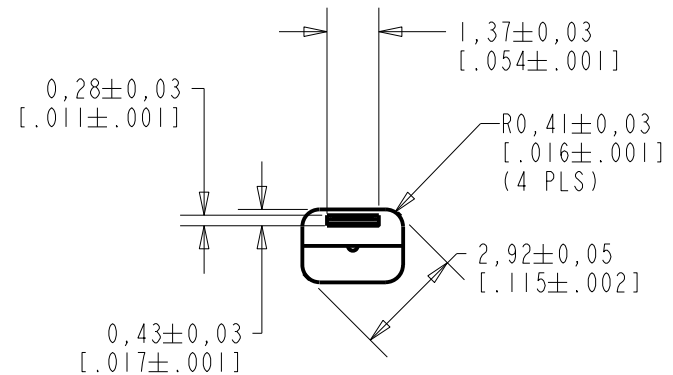
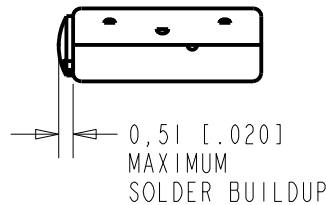
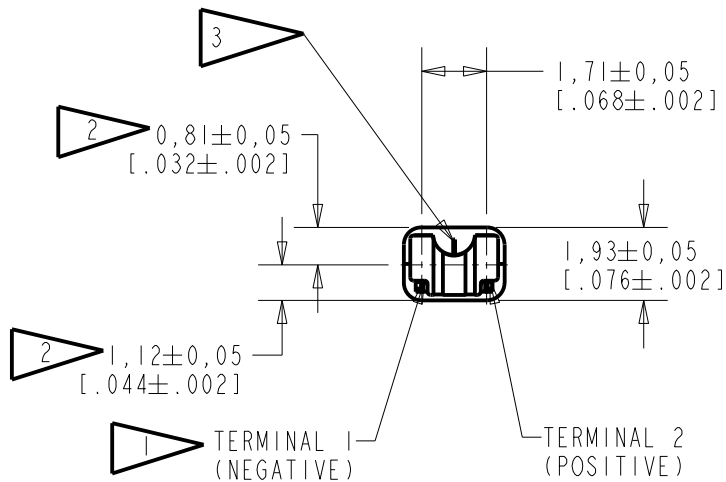
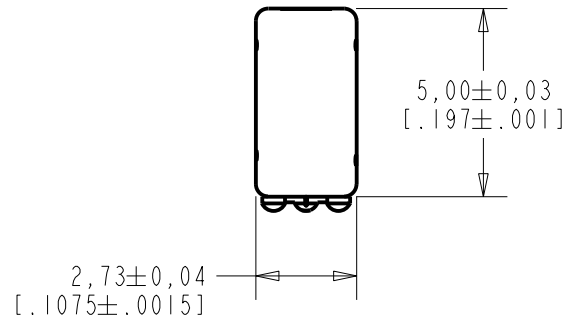


FK-30020-000

SHT 1.1

NOTES:

- 1 A POSITIVE GOING VOLTAGE AT TERMINAL 2, RELATIVE TO TERMINAL 1, CAUSES A DECREASE IN PRESSURE AT THE SOUND OUTLET.
- 2 LOCATED FROM TWO SURFACES FOR CUSTOMER CONVENIENCE. ONLY APPLICABLE FROM ONE SURFACE, NOT TO BE USED TOGETHER.
- 3 TERMINAL ELECTRICALLY CONNECTED TO CASE.



SCALE 2:1
 NOMINAL WEIGHT .11 GRAMS
 DIMENSIONS IN MILLIMETERS [INCHES]

Revision	C.O. #	Implementation Date	RELEASE LEVEL	REVISION
F	C10111937	1-7-11	Active	F
E	C10108259P	12-29-08		
D	C10105742	4-25-07		

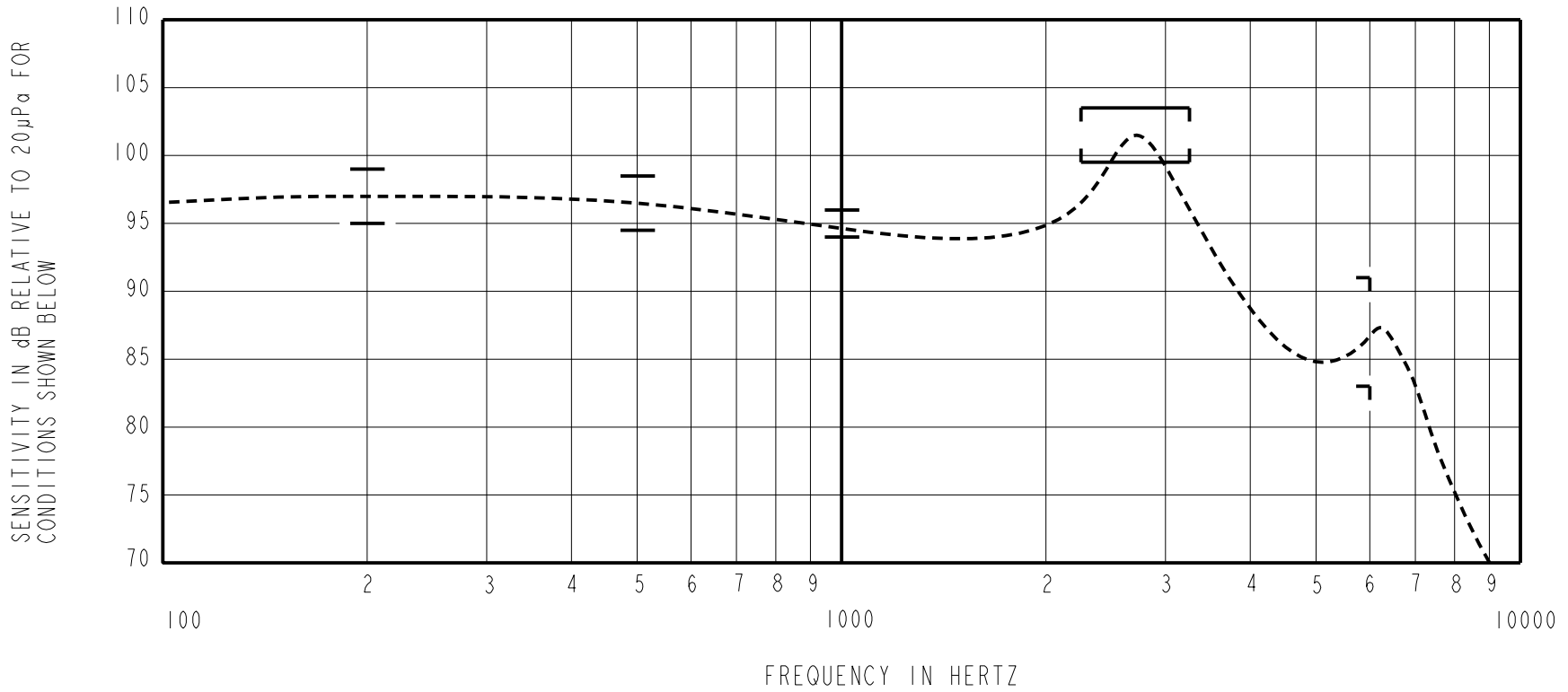
SCALE: 5:1		DR. BY	DATE
DO NOT SCALE DRAWING		CRG	5-30-06
		CK. BY	DATE
TITLE: RECEIVER		GJP	6-5-06
OUTLINE DRAWING		APP. BY	DATE
FK-30020-000		GJP	6-5-06
SHT 1.1			

KNOWLES ELECTRONICS
 ITASCA, ILLINOIS U.S.A.

NO DAMPING

THE FK-30020-000 IS AN UNDAMPED MAGNETIC BALANCED ARMATURE RECEIVER INTENDED FOR USE IN CIC HEARING INSTRUMENTS. THIS MODEL HAS A CENTER TERMINAL CONNECTED TO CASE AND WITH TIGHTER 1kHz SENSITIVITY TOLERANCE.

CONSTANT VOLTAGE DRIVE CONDITIONS



ACOUSTICAL

SENSITIVITY

DEVICE WILL PRODUCE THE SPL LISTED BELOW UNDER TEST CONDITIONS DESCRIBED IN TABLE 3. NOMINAL SENSITIVITY AT 1kHz IS dB RELATIVE TO 20µPa. ALL OTHER VALUES IN dB RELATIVE TO THE SENSITIVITY AT 1kHz.

FREQUENCY (Hz)	MINIMUM	NOMINAL	MAXIMUM
200	+0.5	+2.5	+4.5
500	-0.5	+1.5	+3.5
1000	-1.0	95.0	+1.0
2450 - 3250	+5.5	+7.5	+9.5
6000	-12.0	-8.0	-4.0

TABLE 1

TOTAL HARMONIC DISTORTION

DEVICE WILL NOT EXCEED TOTAL HARMONIC DISTORTION LEVELS LISTED BELOW.

FREQUENCY (Hz)	AC DRIVE (V rms)	DC BIAS (V)	LIMIT (%)
920	0.35	0	5
1380	0.35	0	5
920	0.99	0	10

TABLE 2

TEST CONDITIONS

NOMINAL SOURCE VOLTAGE	0.35 V rms, 0 mA DC BIAS
SOURCE IMPEDANCE	<1 Ohm
TUBING	10mm [.394"] LONG, 1mm [.039"] I.D.
COUPLER CAVITY	2 CM ³ , SIMULATED ANSI S3.7 TYPE HA-3 (IEC-60318-5)

TABLE 3

ELECTRICAL

DC RESISTANCE	360 Ohms ± 10%
IMPEDANCE @ 500 Hz	432 Ohms ± 15%
IMPEDANCE @ 1kHz	590 Ohms ± 15%

TABLE 4

ISOLATION: CASE WILL BE ELECTRICALLY ISOLATED FROM THE COIL CIRCUIT.

PORT LOCATION: 12N
SOLDER TYPE: SAC305

TEMPERATURE

OPERATURE: SENSITIVITY WILL NOT VARY MORE THAN +/-3 dB FROM -17°C TO 63°C.

STORAGE: -40°C TO 63°C.

KNOWLES ELECTRONICS
ITASCA, ILLINOIS U.S.A.

Revision	C.O. #	Implementation Date	RELEASE LEVEL	REVISION
F	C10111937	1-7-11	Active	F
E	C10108259P	12-29-08		
D	C10105742	4-25-07		
WHEN TEST LIMITS ARE USED TO ESTABLISH INCOMING INSPECTION ACCEPTANCE/REJECTION CRITERIA, CORRELATION OF TEST EQUIPMENT WITH KNOWLES IS ALSO REQUIRED FOR ELIMINATION OF EQUIPMENT AND TEST METHOD VARIATION			DR. BY	DATE
TITLE: RECEIVER PERFORMANCE SPECIFICATION			CRG	5-30-06
			FK-30020-000 SHT 2.1	
			GJP	6-5-06
			APP. BY	DATE
			GJP	6-5-06