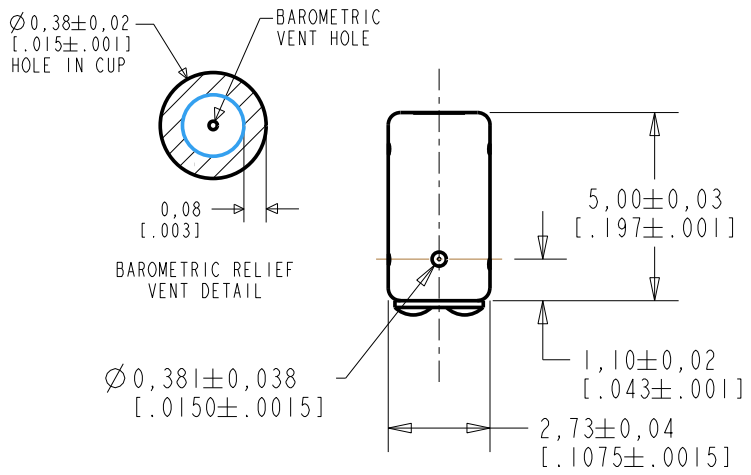
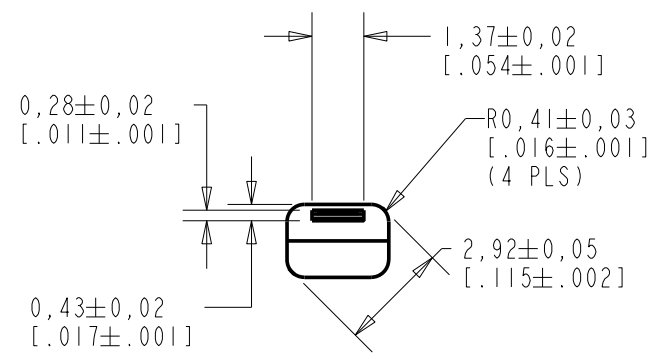
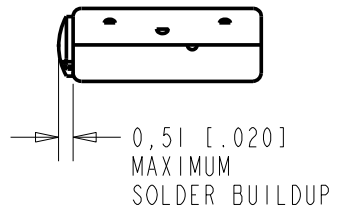
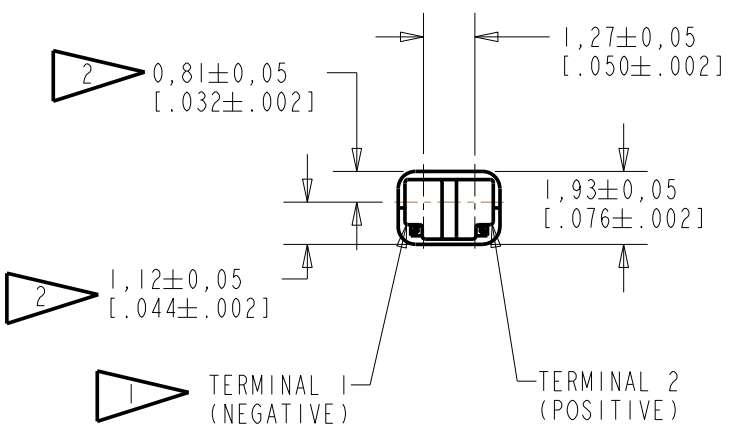


FK-30030-000
SHT 1.1



NOTES:

- 1 A POSITIVE GOING VOLTAGE AT TERMINAL 2, RELATIVE TO TERMINAL 1, CAUSES A DECREASE IN PRESSURE AT THE SOUND OUTLET.
- 2 LOCATED FROM TWO SURFACES FOR CUSTOMER CONVENIENCE. ONLY APPLICABLE FROM ONE SURFACE, NOT TO BE USED TOGETHER.



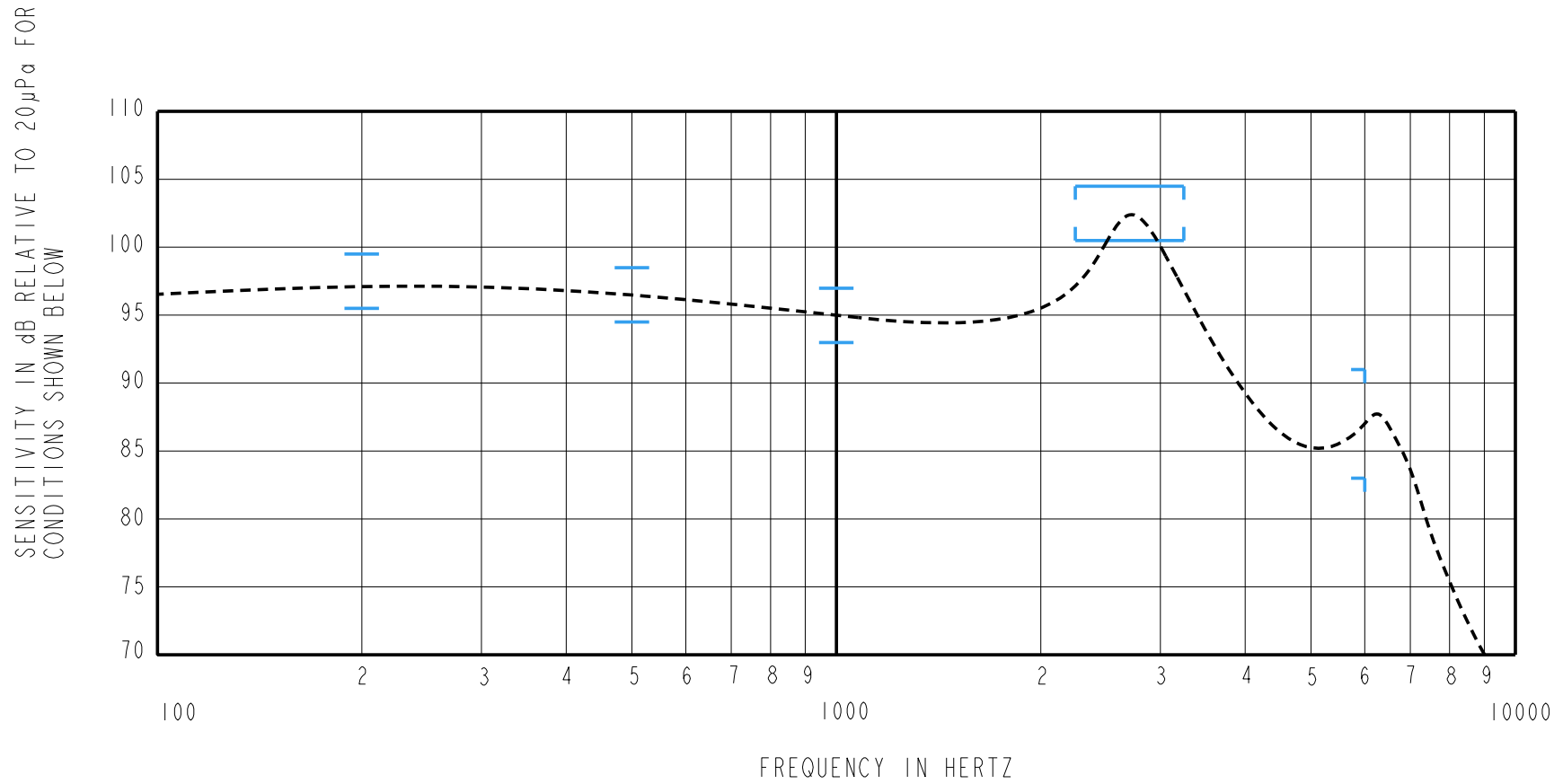
SCALE 2:1

DIMENSIONS IN MILLIMETERS [INCHES]

KNOWLES ELECTRONICS
ITASCA, ILLINOIS U.S.A.

Revision	C.O. #	Implementation Date	RELEASE LEVEL	REVISION
			Active	D
D	C10108259P	12-29-08		
SCALE: 5:1				
DO NOT SCALE DRAWING			DR. BY	DATE
TITLE: RECEIVER			MMM	8-2-06
			OUTLINE DRAWING	
FK-30030-000			GJP	8-4-06
			SHT 1.1	
			GJP	8-4-06

CONSTANT VOLTAGE DRIVE CONDITIONS



ACOUSTICAL

SENSITIVITY

DEVICE WILL PRODUCE THE SPL LISTED BELOW UNDER TEST CONDITIONS DESCRIBED IN TABLE 3.
NOMINAL SENSITIVITY AT 1kHz IS dB RELATIVE TO 20µPa. ALL OTHER VALUES
IN dB RELATIVE TO THE SENSITIVITY AT 1kHz.

FREQUENCY (Hz)	MINIMUM	NOMINAL	MAXIMUM
200	+0.5	+2.5	+4.5
500	-0.5	+1.5	+3.5
1000	-2.0	95.0	+2.0
2450 - 3250	+5.5	+7.5	+9.5
6000	-12.0	-8.0	-4.0

PORT LOCATION: 12N

TABLE 1

TOTAL HARMONIC DISTORTION

DEVICE WILL NOT EXCEED TOTAL HARMONIC DISTORTION LEVELS LISTED BELOW.

FREQUENCY (Hz)	AC DRIVE (V rms)	DC BIAS (V)	LIMIT (%)
920	0.35	0	5
1380	0.35	0	5
920	0.99	0	10

TABLE 2

TEST CONDITIONS

NOMINAL SOURCE VOLTAGE	0.35 V rms, 0 mA DC BIAS
SOURCE IMPEDANCE	<1 Ohm
TUBING	10mm [.394"] LONG, 1mm [.039"] I.D.
COUPLER CAVITY	2 CM ³ , SIMULATED ANSI S3.7 TYPE HA-3 (IEC 126)

TABLE 3

ELECTRICAL

DC RESISTANCE	360 Ohms ± 10%
IMPEDANCE @ 500 Hz	432 Ohms ± 15%
IMPEDANCE @ 1kHz	590 Ohms ± 15%

TABLE 4

ISOLATION: CASE WILL BE ELECTRICALLY ISOLATED FROM THE COIL CIRCUIT.
BAROMETRIC RELIEF: THE AIR FLOW THROUGH THE BAROMETRIC RELIEF VENT TO BE 1.0 TO 2.5 CC/MIN WHEN AIR
PRESSURE OF 15 INCHES WATER (3736 Pa) IS APPLIED TO THE PORT APERTURE.

Revision	C.O. #	Implementation Date	RELEASE LEVEL	REVISION
			Active	D
D	C10108259P	12-29-08		
WHEN TEST LIMITS ARE USED TO ESTABLISH INCOMING INSPECTION ACCEPTANCE/REJECTION CRITERIA, CORRELATION OF TEST EQUIPMENT WITH KNOWLES IS ALSO REQUIRED FOR ELIMINATION OF EQUIPMENT AND TEST METHOD VARIATION				
TITLE: RECEIVER			FK-30030-000	DR. BY DATE MMM 8-2-06
PERFORMANCE SPECIFICATION			SHT 2.1	CK. BY DATE GJP 8-4-06
				APP. BY DATE GJP 8-4-06

KNOWLES ELECTRONICS
ITASCA, ILLINOIS U.S.A.