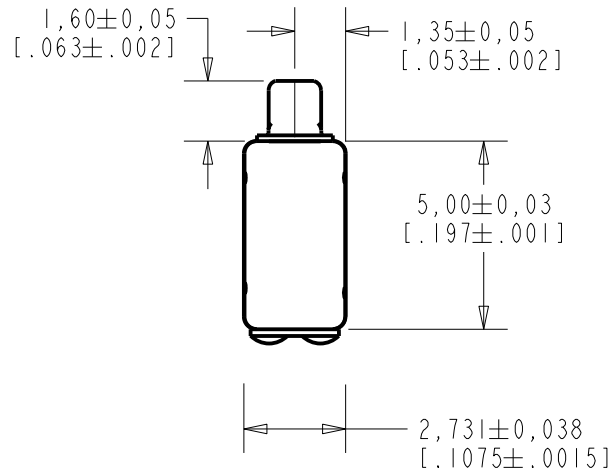


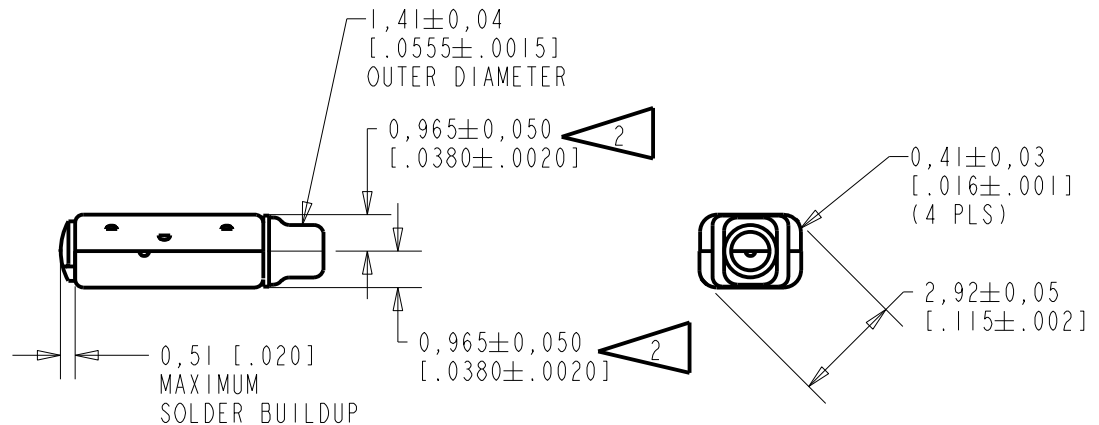
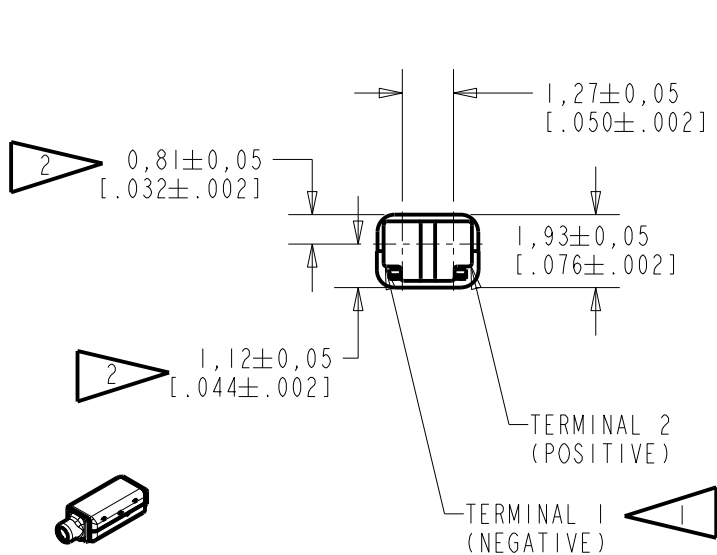
**WBFK-30000-000**

**SHT 1.1**



NOTES:

- 1 A POSITIVE GOING VOLTAGE AT TERMINAL 2, RELATIVE TO TERMINAL 1, CAUSES A DECREASE IN PRESSURE AT THE SOUND OUTLET.
- 2 LOCATED FROM TWO SURFACES FOR CUSTOMER CONVENIENCE. ONLY APPLICABLE FROM ONE SURFACE, NOT TO BE USED TOGETHER.



SCALE 2:1  
 NOMINAL WEIGHT  
 .11 GRAMS  
 DIMENSIONS IN MILLIMETERS [INCHES]

| Revision | C.O. #    | Implementation Date | RELEASE LEVEL | REVISION |
|----------|-----------|---------------------|---------------|----------|
|          |           |                     | <b>Active</b> | <b>D</b> |
| D        | C10114032 | 11-8-12             |               |          |

**KNOWLES ELECTRONICS**  
 ITASCA, ILLINOIS U.S.A.

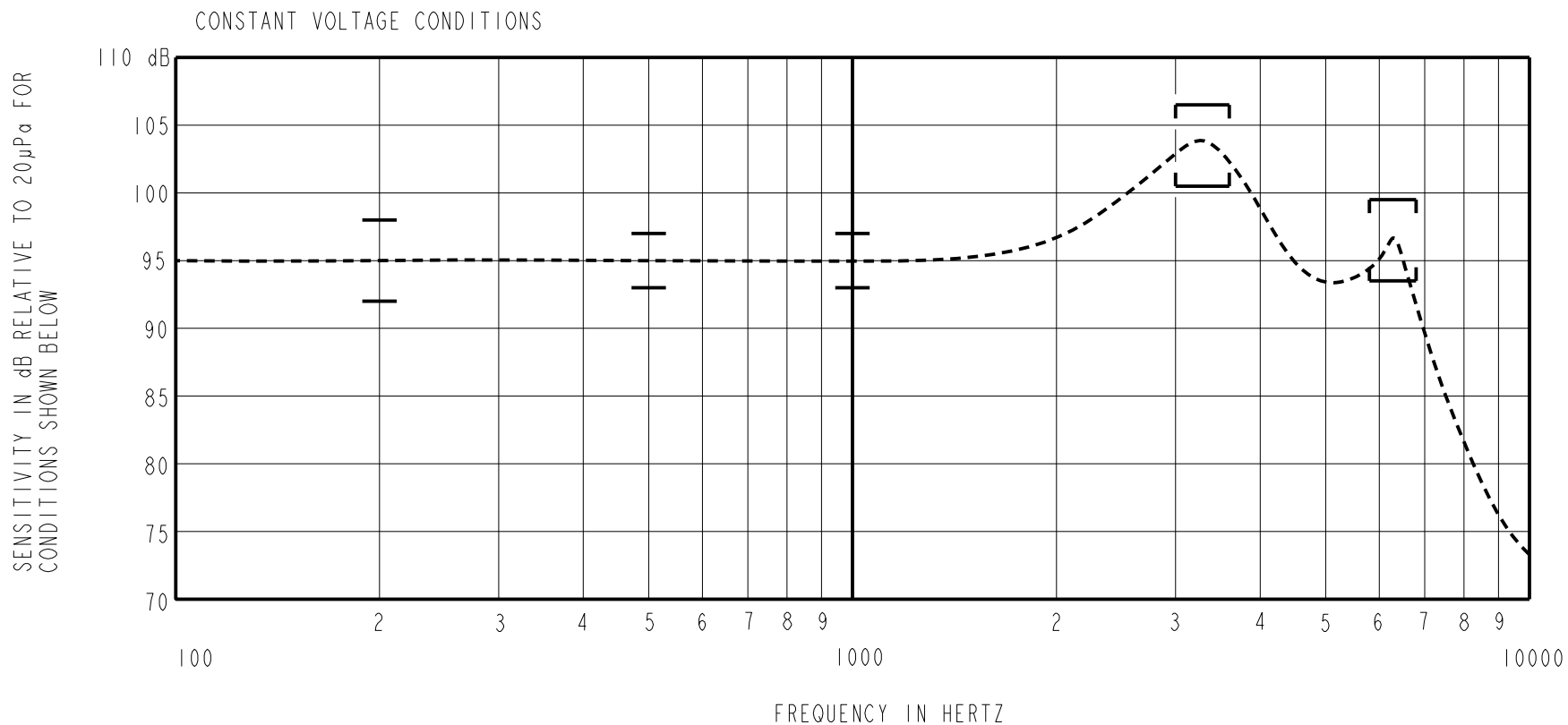
|                      |              |
|----------------------|--------------|
| SCALE: 5:1           | DR. BY DATE  |
| DO NOT SCALE DRAWING | MMM 6-13-06  |
| TITLE: RECEIVER      | CK. BY DATE  |
| OUTLINE DRAWING      | GJP 6-23-06  |
| WBFK-30000-000       | APP. BY DATE |
| SHT 1.1              | GJP 6-23-06  |

AN UNDAMPED MAGNETIC BALANCED ARMATURE RECEIVER WITH AN EXTENDED HIGH FREQUENCY RESPONSE INTENDED FOR USE IN CIC HEARING INSTRUMENTS.

NO DAMPING

WBFK-30000-000  
SHEET 2.1

NOTE: SPECIFICATIONS FOLLOWED BY AN ASTERISK (\*) ARE 100% TESTED.



**ACOUSTICAL**

SENSITIVITY\*  
DEVICE WILL PRODUCE THE SPL LISTED BELOW UNDER TEST CONDITION IN TABLE 3.  
NOMINAL SENSITIVITY AT 1kHz IS dB RELATIVE TO 20 µPa. ALL OTHER VALUES IN dB RELATIVE TO THE SENSITIVITY AT 1kHz.

| FREQUENCY (Hz) | MINIMUM | NOMINAL | MAXIMUM |
|----------------|---------|---------|---------|
| 200            | -3.0    | 0.0     | +3.0    |
| 500            | -2.0    | 0.0     | +2.0    |
| 1000           | -2.0    | 95.0    | +2.0    |
| 3000-3600      | +5.5    | +8.5    | +11.5   |
| 5800-6800      | -1.5    | +1.5    | +4.5    |

TABLE 1

TOTAL HARMONIC DISTORTION\*  
DEVICE WILL NOT EXCEED TOTAL HARMONIC DISTORTION LEVELS LISTED BELOW.

| FREQUENCY (Hz) | AC DRIVE (V rms) | DC BIAS (mA) | LIMIT (%) |
|----------------|------------------|--------------|-----------|
| 1058           | 0.211            | 0            | 5         |
| 1588           | 0.211            | 0            | 5         |
| 1588           | 0.595            | 0            | 10        |

TABLE 2

**TEST CONDITIONS**

|                        |   |
|------------------------|---|
| NOMINAL SOURCE VOLTAGE | 0.211 V rms, 0 mA DC BIAS                                       |
| SOURCE IMPEDANCE       | <1 Ohm  |
| TUBING                 | 10mm [.394"] LONG, 1mm [.039"] I.D.                             |
| COUPLER CAVITY         | 2 CM <sup>3</sup> , SIMULATED ANSI S3.7 TYPE HA-3 (IEC 60318-5) |

TABLE 3

**ELECTRICAL**

|                    |                 |
|--------------------|-----------------|
| DC RESISTANCE      | 100 Ohms ± 10%* |
| IMPEDANCE @ 500 Hz | 111 Ohms ± 15%* |
| IMPEDANCE @ 1kHz   | 124 Ohms ± 15%* |

TABLE 4

ISOLATION: CASE WILL BE ELECTRICALLY ISOLATED FROM THE COIL CIRCUIT.\*

**MECHANICAL**

PORT LOCATION: 12S  
SOLDER TYPE: SAC305

TEMPERATURE

OPERATING: SENSITIVITY AT 500 Hz WILL NOT VARY MORE THAN +1 / -3 dB FROM -17°C TO 63°C.  
STORAGE: -40°C TO 63°C.

| Revision   | C.O. #    | Implementation Date | RELEASE LEVEL  | REVISION                    |
|--|-----------|---------------------|----------------|-----------------------------|
|  |           |                     | Active         | D                           |
| D  | CI0114032 | 11-8-12             |                |                             |
| WHEN TEST LIMITS ARE USED TO ESTABLISH INCOMING INSPECTION ACCEPTANCE/REJECTION CRITERIA, CORRELATION OF TEST EQUIPMENT WITH KNOWLES IS ALSO REQUIRED FOR ELIMINATION OF EQUIPMENT AND TEST METHOD VARIATION |           |                     |                |                             |
| TITLE: RECEIVER  |           |                     | WBFK-30000-000 | DR. BY DATE<br>MMM 6-13-06  |
| PERFORMANCE SPECIFICATION  |           |                     | SHT 2.1        | CK. BY DATE<br>GJP 6-23-06  |
|  |           |                     |                | APP. BY DATE<br>GJP 6-23-06 |

**KNOWLES ELECTRONICS**  
ITASCA, ILLINOIS U.S.A.