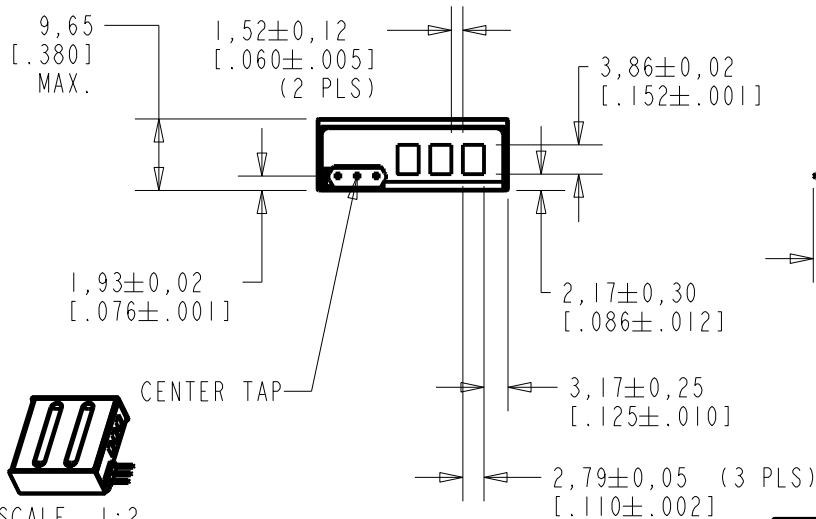
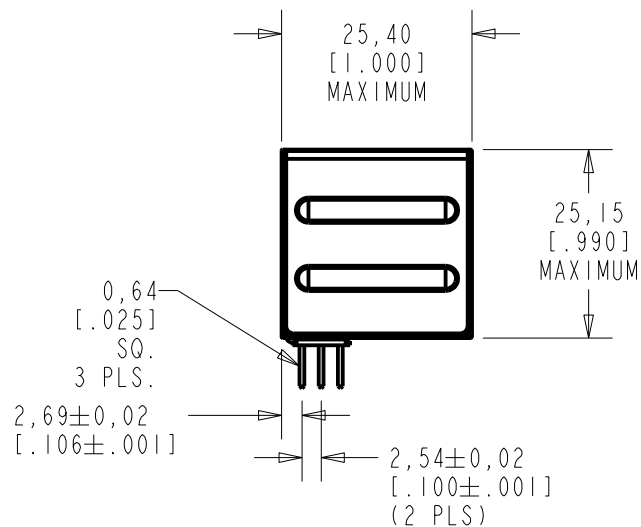


CB-22849-000

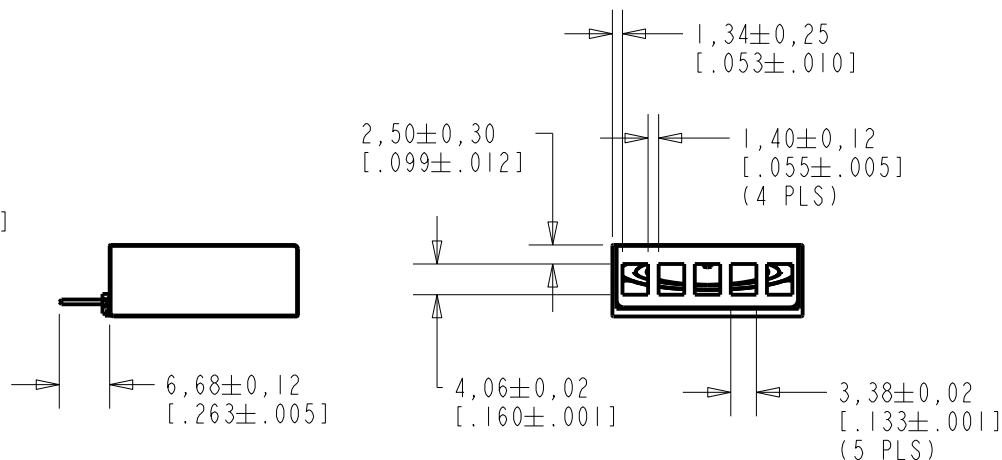
SHT 1.1



CENTER TAP

SCALE 1:2
NOMINAL WEIGHT
13.5 GRAMS

DIMENSIONS IN MILLIMETERS [INCHES]

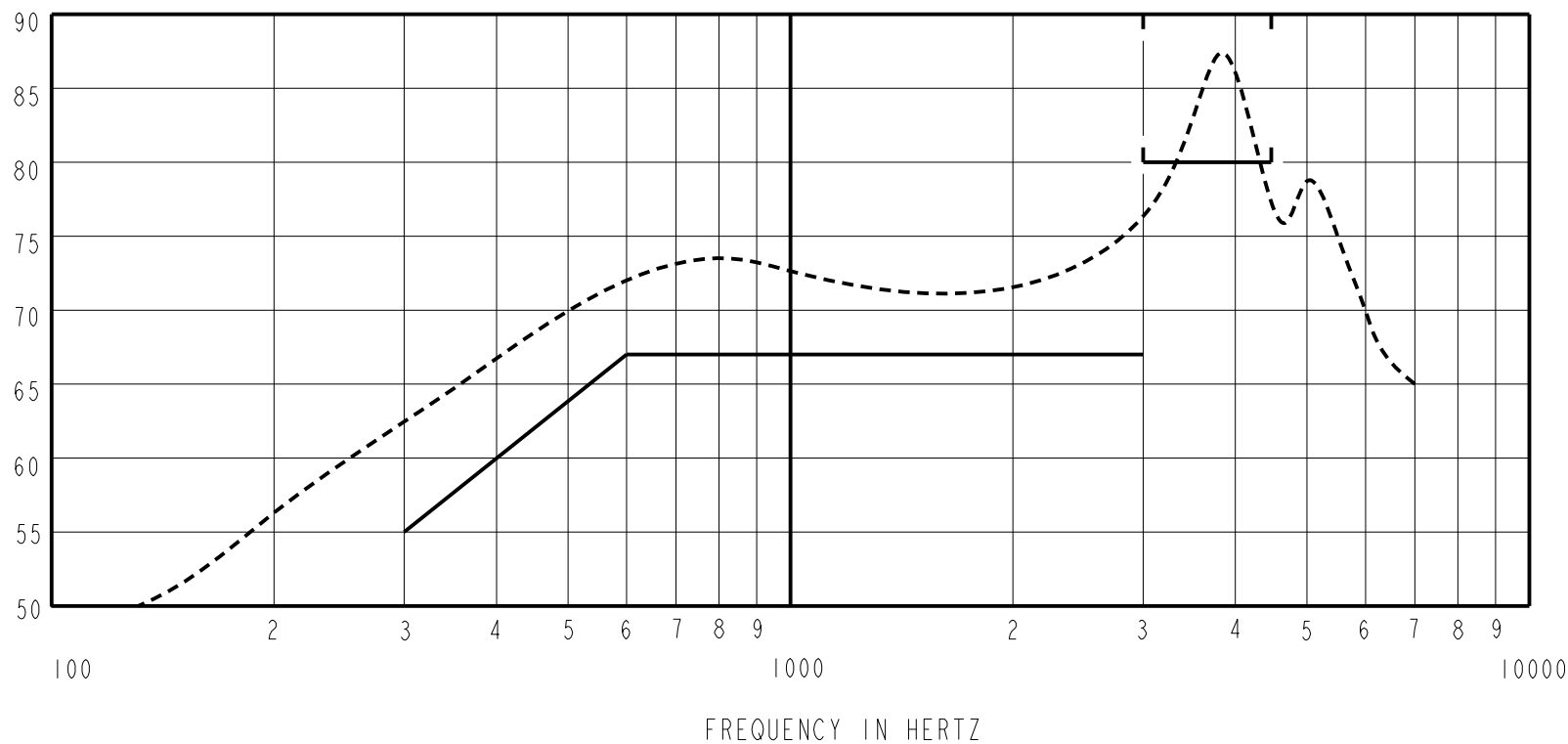


Revision	C.O. #	Implementation Date	RELEASE LEVEL	REVISION
B	MI0105075	5-22-13	Active	B
A	MI0104834	10-17-12		

SCALE: 1:1		DR. BY: LSY	DATE: 9-10-12
DO NOT SCALE DRAWING			
TITLE: SPEAKER		CB-22849-000	
OUTLINE DRAWING		SHT 1.1	
		APP. BY: GJP	DATE: 10-18-12
		GJP	10-18-12

KNOWLES ELECTRONICS
ITASCA, ILLINOIS U.S.A.

SENSITIVITY IN dB FOR CONDITIONS SHOWN BELOW.



1. SENSITIVITY IN dB RELATIVE TO 20µPa FOR THE CONDITIONS SHOWN IN #2 & #3 BELOW.
2. MEASUREMENTS MADE ON AXIS AT 300mm [11.8in] NORMAL TO THE SOUND PORT UNDER FREE FIELD (ANECHOIC) CONDITIONS. THE REAR PORT IS VENTED INTO A 160 cm³ DAMPED CAVITY FOR THIS MEASUREMENT.
3. ELECTRICAL SIGNAL (CONSTANT VOLTAGE):
 SOURCE IMPEDANCE: < 0.5 OHMS
 VOLTAGE APPLIED : 1.1 VOLTS RMS
4. NOMINAL IMPEDANCE:
 ACOUSTICAL CONDITIONS: SEE #2 ABOVE
 ELECTRICAL CONDITIONS: SEE #3 ABOVE
 IMPEDANCE AT 500 Hz : 24 OHMS
 IMPEDANCE AT 1 kHz : 24 OHMS
5. TOTAL HARMONIC DISTORTION:
 ACOUSTICAL CONDITIONS: SEE #2 ABOVE
 ELECTRICAL CONDITIONS: SEE #3 ABOVE
 FREQUENCY : 500 Hz
 DISTORTION : 15% MAX.
6. NOMINAL DC RESISTANCE @ 20°C: 11.5 OHMS

7. SENSITIVITY

FREQUENCY	MIN.	MAX.
300	55.0	
600	67.0	
3000	67.0	
3000-4500	80.0	90.0

Revision	C.O. #	Implementation Date	RELEASE LEVEL	REVISION
B	M10105075	5-22-13	Active	B
A	M10104834	10-17-12		

KNOWLES ELECTRONICS
 ITASCA, ILLINOIS U.S.A.

WHEN TEST LIMITS ARE USED TO ESTABLISH INCOMING INSPECTION ACCEPTANCE/REJECTION CRITERIA, CORRELATION OF TEST EQUIPMENT WITH KNOWLES IS ALSO REQUIRED FOR ELIMINATION OF EQUIPMENT AND TEST METHOD VARIATION

TITLE: **SPEAKER**
 PERFORMANCE SPECIFICATION

CB-22849-000
 SHT 2.1

DR. BY	DATE
LSY	9-10-12
CK. BY	DATE
GJP	10-18-12
APP. BY	DATE
GJP	10-18-12